

Connecting cables for valves, socket plug pattern H



Festo Core Range
Solves the majority of your automation tasks

With the Festo Core Range, we have selected the most important products and functions from our broad product catalogue, and added the quickest delivery.

Worldwide: Quickest delivery – wherever, whenever
Simply good: Expected high Festo quality
Fast: Easy and fast to select

The Core Range offers you the best value for your automation tasks.



Type codes

001	Series
NEBV	Connecting cable for valves

002	Product version
	Standard
C	Easy-to-clean design

003	Connection technology left, field device side
A1	Socket type A, EN 175301-803
B2	Socket type B, industry standard, 11 mm
C1S	Socket type C, narrow design
Z4	Socket connection pattern ZC, metric screw
Z3	Socket connection pattern ZC, self-tapping screw
M8	Socket M8x1 A-coded, EN 61076-2-104
M12	Socket M12x1 A-coded, EN 61076-2-101
S1	Sub-D socket
S7	Sub-D HD socket
H1	Socket connection pattern H
Q7	Port pattern Q7 socket
HS	Socket connection pattern S

004	Cable outlet left
	None
G	Straight
W	Angled
WA	Angled 45°

005	Number of pins/wires on the left
2	2
3	3
4	4
8	8
9	9
15	15
25	25
37	37
44	44

006	Display
	None
F	LED signal status, AC
L	LED signal status, DC
N	LED switching state, NPN
P	LED switching state, PNP
U	LED, UC

007	Additional socket functions
	None
HL	Hood for MPA-L
HM	Hood for MPA-S
HS	With seal

008	Circuitry
	None
P	Protective circuit
R	Holding current reduction with integrated protective circuit

009	Cable characteristic
P	Basic
K	Standard
E	Suitable for energy chains
F	Food-safe to standard

010	Cable design
	Standard
M	Alternative material
N	Leads
D	Double cable

011	Cable length [m]
0.1	0.1
0.2	0.2
0.3	0.3
0.5	0.5
0.6	0.6
1	1
2	2
2.5	2.5
3	3
5	5
10	10

012	Cable identification
	With label holder
N	Without label holder

013	Connection technology right, controller side
M8	Plug M8x1 A-coded, EN 61076-2-104
M12	Plug M12x1 A-coded, EN 61076-2-101
Z1	Port pattern ZB plug, self-tapping screw
LE	Open end

014	Plug
	None
G	Straight
W	Angled

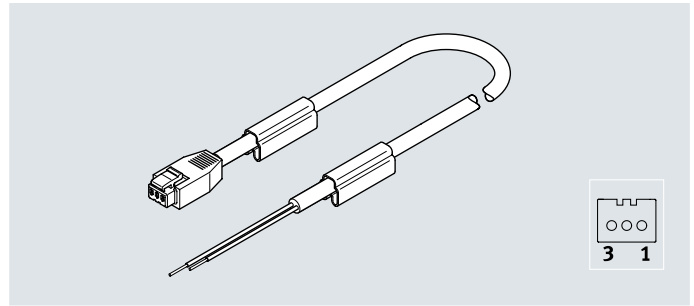
015	Number of pins/wires on the right
2	2
3	3
4	4
5	5
10	10
15	15
25	25
26	26
27	27
36	36
37	37
39	39
44	44

016	Degree of protection, electrical system
	Standard
S6	IP40
S1	IP65
S9	IP65/IP67
S10	IP65/IP67/IP69K

Data sheet

Connecting cable NEBV-H1G2

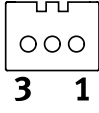
- Connecting cable
- Pre-assembled at one end
- For connecting valves
- Cable lengths 0.5 ... 5 m



General technical data		
Cable designation	Without inscription label holder	
Technical data – Electrical connection 1		
Function	Field device side	
Connection type	Socket	
Cable outlet	Straight	
Design	Rectangular	
Connection technology	Plug pattern H	
Number of pins/wires	3	
Assigned pins/wires	2	
Type of mounting	Snap-locking	
Technical data – Electrical connection 2		
Type	NEBV-H1G2-KN	NEBV-H1G2-P
Function	Controller side	
Connection type	2x single wires	Cable
Connection technology	Open end	
Number of pins/wires	2	
Assigned pins/wires	2	
Wire ends	Cut off bluntly	Cut off bluntly
	–	Stripped
Technical data – Electrical components		
Operating voltage range	[V DC]	0 ... 60
Current rating at 40°C	[A]	3
Technical data – Cable		
Type	NEBV-H1G2-KN	NEBV-H1G2-P
Cable diameter	[mm]	1.3
Cable composition	[mm ²]	2x0.14
Nominal conductor cross section	[mm ²]	0.14
Cable characteristic	Standard	For static applications
Materials		
Type	NEBV-H1G2-KN	NEBV-H1G2-P
Housing	POM	POM
Housing colour	Black	Black
Pin contacts	Tin-plated copper alloy	Tin-plated copper alloy
Cable sheath	–	TPE-U(PUR)
Cable sheath colour	–	Grey
Insulating sheath	PVC	PVC
Note on materials	RoHS-compliant	RoHS-compliant

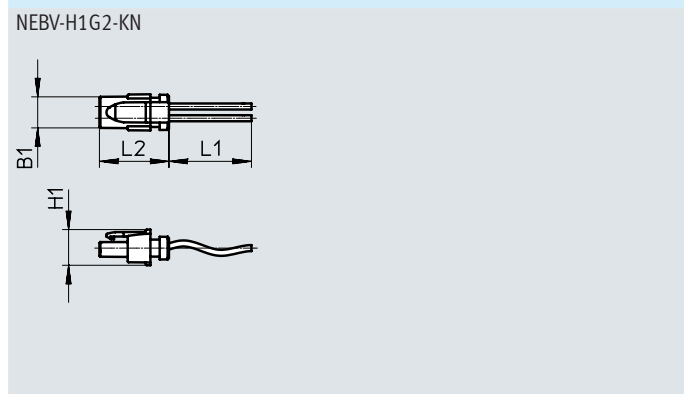
Data sheet

Operating and environmental conditions	
Ambient temperature [°C]	-5 ... +60
Degree of protection	IP40
Note on degree of protection	In assembled state

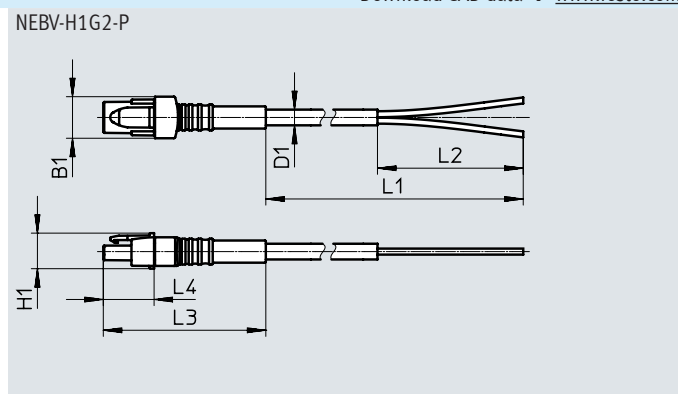
Circuitry (socket view)				
Electrical connection 1	Pin	Wire colour ¹⁾	Pin	Electrical connection 2
	1	RD	-	-
	3	BK	-	-

1) To IEC 757

Dimensions Download CAD data → www.festo.com



Type	B1	H1	L1	L2
NEBV-H1G2-KN-0.5-N-LE2	8.3	8.4	500	13
NEBV-H1G2-KN-1-N-LE2			1000	
NEBV-H1G2-KN-2.5-N-LE2			2500	
NEBV-H1G2-KN-5-N-LE2			5000	



Type	B1	D1	H1	L1	L2	L3	L4
NEBV-H1G2-P-0.5-N-LE2	9	3.4	8.4	500	50	33.2	9
NEBV-H1G2-P-1-N-LE2				1000			
NEBV-H1G2-P-2.5-N-LE2				2500			
NEBV-H1G2-P-5-N-LE2				5000			

★ Core product range

Ordering data	Electrical connection 1	Electrical connection 2, connection type	Cable length [m]	Weight [g]	Part no.	Type
Straight socket, 2-pin	2x single wires	Cable, 2-wire	0.5	4	★ 566654	NEBV-H1G2-KN-0.5-N-LE2
			1	7	★ 566655	NEBV-H1G2-KN-1-N-LE2
			2.5	17	★ 566656	NEBV-H1G2-KN-2.5-N-LE2
		0.5	8	★ 566658	NEBV-H1G2-P-0.5-N-LE2	
		1	16	★ 566659	NEBV-H1G2-P-1-N-LE2	
		2.5	35	★ 566660	NEBV-H1G2-P-2.5-N-LE2	

Ordering data	Electrical connection 1	Electrical connection 2, connection type	Cable length [m]	Weight [g]	Part no.	Type
Straight socket, 2-pin	2x single wires	Cable, 2-wire	5	31	566657	NEBV-H1G2-KN-5-N-LE2
		Cable, 2-wire	5	70	566661	NEBV-H1G2-P-5-N-LE2

Ordering data – Modular product system

Ordering table		Conditions	Code	Enter code
Module no.	8003577			
Connecting cable	Connecting cables for valves		NEBV	NEBV
Connection technology on the left, field device side	Socket plug pattern H		-H1	-H1
Cable outlet on the left	Straight		G	G
Number of pins/wires on the left	2-pin		2	2
Display	None			
Circuitry	None			
Cable characteristic	Basic	[1]	-P	
	Standard	[2]	-K	
Cable design	Standard			
	Flying leads		N	
Cable length	[m] 0.5		-0.5	
	[m] 1.0		-1	
	[m] 2.5		-2.5	
	[m] 5.0		-5	
Cable designation	Without inscription label holder		-N	-N
Connection technology on the right, controller side	Open end		-LE	-LE
Cable outlet on the right	None			
Number of pins/wires on the right	2-pin		2	2

[1] **-P** Only with cable design 'standard'
 [2] **-K** Only with cable design 'flying leads'

Festo - Your Partner in Automation



1 Festo Inc.
5300 Explorer Drive
Mississauga, ON L4W 5G4
Canada

Festo Customer Interaction Center
Tel: 1 877 463 3786
Fax: 1 877 393 3786
Email: customer.service.ca@festo.com



2 Festo Pneumatic
Av. Ceylán 3,
Col. Tequesquináhuac
54020 Tlalnepantla,
Estado de México

Multinational Contact Center
01 800 337 8669
ventas.mexico@festo.com



3 Festo Corporation
1377 Motor Parkway
Suite 310
Islandia, NY 11749

Festo Customer Interaction Center
1 800 993 3786
1 800 963 3786
customer.service.us@festo.com



4 Regional Service Center
7777 Columbia Road
Mason, OH 45040

Connect with us



www.festo.com/socialmedia



www.festo.com

Subject to change