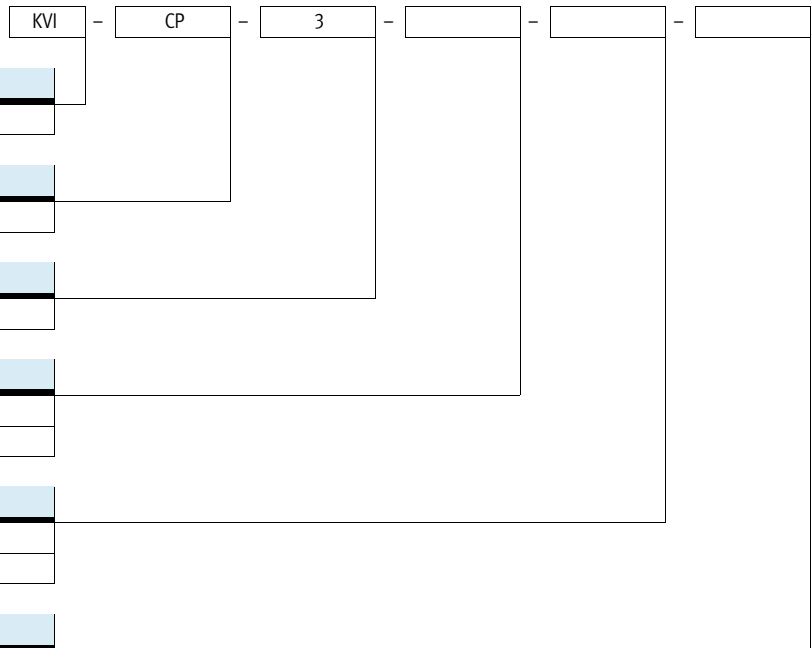


Connecting cables for valve terminals, M9x0.5

Type codes



Function

KVI	Connecting cables for valve terminals
-----	---------------------------------------

Usage

CP	CPI interface
----	---------------

Cable characteristic

3	Suitable for energy chains
---	----------------------------

Connection technology on the left, field device side

GS	Straight plug
WS	Angled plug

Connection technology on the right, controller side

GD	Straight socket
WD	Angled socket

Cable length

0,25	0.25 m
0,5	0.5 m
2	2 m
5	5 m
8	8 m


Connecting cables for valve terminals, M9x0.5

Technical data

FESTO

Connecting cable KVI-CP

- Connecting cable
- Preassembled at both ends
- For connecting components of the installation system CPI
- Cable lengths 0.25 ... 8 m



General technical data	
Cable identification	With accessories

Technical data – Electrical connection 1	
Function	Field device side
Connection type	Socket
Cable outlet	Angled/straight
Design	Round
Connection technology	M9x0.5
Number of poles/wires	5
Assigned pins/wires	5
Type of mounting	Screw-type lock

Technical data – Electrical connection 2	
Function	Controller side
Connection type	Plug
Cable outlet	Angled/straight
Design	Round
Connection technology	M9x0.5
Number of poles/wires	5
Assigned pins/wires	5
Type of mounting	Screw-type lock

Technical data – Electrical		
Operating voltage range	[V DC]	0 ... 30
Surge resistance	[kV]	1.5
Current rating at 40 °C	[A]	1.6
Information on current rating at 40 °C		2.3 A for 0.34 mm ²
		3.6 A for 0.49 mm ²
Contamination level		1
Contact durability		500
Additional functions		Contact 3 of socket 1 mm leading

Connecting cables for valve terminals, M9x0.5

Technical data

Technical data – Cables			
Cable diameter	[mm]	5.5	
Cable design	[mm ²]	2x0.25 + 2x0.34 + 0.49	
		Screened	
Nominal conductor cross section	[mm ²]	0.25	0.34
			0.49
Cable characteristics		Suitable for energy chains	
Bending radius, flexible cable installation	[mm]	≥75	
Cable test conditions		Test conditions on request	

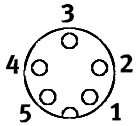
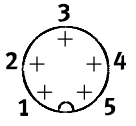
Materials	
Housing	PA, PBT, TPE-U(PUR)
Housing colour	Black
Screw-type lock	Brass, nickel-plated
Pin contacts	Bronze, gold-plated
	Brass, gold-plated
Cable sheath	TPE-U(PUR)
Cable sheath colour	Light grey
Insulating sheath	TPE-U(PUR)
Note on materials	RoHS-compliant

Operating and environmental conditions		
Ambient temperature	[°C]	-20 ... +80
Ambient temperature with flexible cable installation	[°C]	-5 ... +80
Degree of protection		IP65
		IP67
Note on degree of protection		In assembled state
Corrosion resistance class CRC ¹⁾		1

1) Corrosion resistance class CRC 1 to Festo standard FN 940070
 Low corrosion stress. For dry indoor applications or transport and storage protection. Also applies to parts behind covers, in the non-visible interior area, and parts which are covered in the application (e.g. drive trunnions).

Connecting cables for valve terminals, M9x0.5

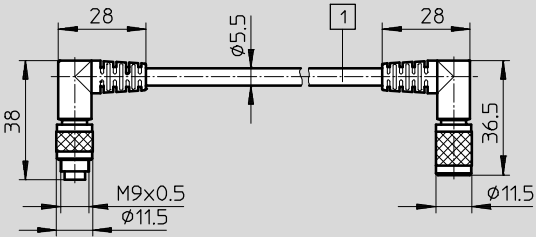
Technical data

Circuitry (view of socket/plug connector)				
Electrical connection 1	Pin	Wire colour ¹⁾	Pin	Electrical connection 2
	1	YE	1	
	2	GY	2	
	3	GN	3	
	4	WH	4	
	5	BN	5	
	Housing	Screened	Housing	

1) To IEC 757

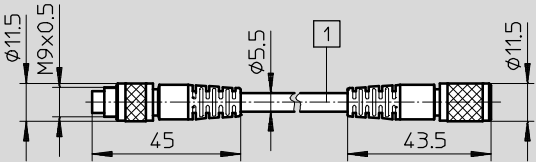
Dimensions Download CAD data → www.festo.com

KVI-CP-3-WSWD-...



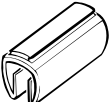
1 Cable length 0.25 m, 0.5 m, 2 m, 5 m or 8 m, depending on order

KVI-CP-3-GSGD-...



1 Cable length 2 m, 5 m or 8 m, depending on order

Ordering data				
Electrical connection	Cable length [m]	Weight [g]	Part No.	Type code
Straight socket – straight plug	2	113.8	540332	KVI-CP-3-GS-GD-2
	5	255.4	540333	KVI-CP-3-GS-GD-5
	8	397	540334	KVI-CP-3-GS-GD-8
Angled socket – angled plug	0.25	33.6	540327	KVI-CP-3-WS-WD-0,25
	0.5	45.4	540328	KVI-CP-3-WS-WD-0,5
	2	116.2	540329	KVI-CP-3-WS-WD-2
	5	257.8	540330	KVI-CP-3-WS-WD-5
	8	399.4	540331	KVI-CP-3-WS-WD-8

Ordering data – Accessories				
			Part No.	Type code
	Inscription labels for placing on a cable with diameter 5 ... 8 mm	11x20 mm	33361	KM-BZ