




















- Co-ordinated combinations
- Versatile range of combination options
- Sturdy and functional
- Stainless steel variants





# Mounting components

Selection aid

FESTO

Mounting components												
Possible combinations	Swivel flange										→ Page/ Internet	
	SNC	SNCB	SNCS	SNG	SNGB	SSNG	SUA	SZB	SZSB	SNCL		
												
<b>Clevis foot</b>												
<b>LBN</b>		-	-	-	-	-	-	■	-	■	■	4
<b>LN</b>		-	■	-	-	■	-	■	■	-	-	5
<b>LNG</b>		-	■	-	-	■	-	■	-	-	-	6
<b>LBG</b>		-	-	■	-	-	■	-	-	-	-	7
<b>LSN</b>		-	■	-	-	■	-	■	-	-	-	8
<b>LSNG</b>		■	-	-	■	-	-	-	-	-	-	9
<b>LSNSG</b>		■	-	-	■	-	-	-	-	-	-	10
<b>LQG</b>		-	-	■ <sup>1)</sup>	-	-	-	-	-	-	-	11
<b>Threaded bolt</b>												
<b>GBS</b>		For swivel mounting of drives – DSEU, ESEU (∅ 50/63 mm)										13







1) Not possible in combination LQG-125 with SNCS-125.


Possible combinations	Trunnion flange		Trunnion mounting kit	→ Page/ Internet	
	ZNCF	ZNG	ZNCM		
					
<b>Trunnion supports</b>					
<b>LNZG</b>		■	■	■	12









# Mounting components

Selection aid

FESTO

Mounting components – Stainless steel					
Possible combinations	Swivel flange		Trunnion flange	→ Page/Internet	
	SNCB-R3	SNCL-R3	CRZNG		
					
Clevis foot					
<b>CRLBN</b>		-	■	-	4
<b>CRLNG</b>		■	-	-	6
Trunnion supports					
<b>CRLNZG</b>		-	-	■	12

Mounting components – Stainless steel			
	Brief description		→ Page/Internet
Clevis foot			
<b>CRLBN</b>		For swivel mounting of drives – CRDSNU (∅ 12 ... 25 mm)	4

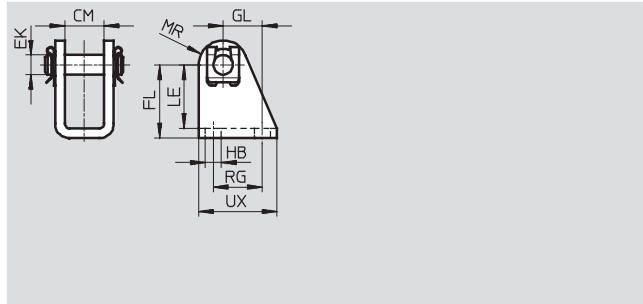

Mounting accessories			
	Brief description		→ Page/Internet
Slot nut			
<b>NST</b>		For profile slots in linear units, drives and axes as well as passive guide axes	14
<b>NST-HMV</b>		For multi-axis systems	14
<b>NSTL</b>		For slides in linear drives and axes as well as passive guide axes	15
<b>NSTH</b>		For slides in heavy-duty guides HD	15
Centring pin			
<b>ZBS</b>		For device interfaces on drives, axes and grippers	16
Centring sleeve			
<b>ZBH</b>		For device interfaces on drives, axes and grippers	16
Central mounting			
<b>SLZZ</b>		For device interfaces on drives and axes	17
Slot cover			
<b>ABP</b>		For mounting and sensor slots	17

# Clevis feet LBN/CRLBN

Technical data

## Clevis foot LBN

Material:  
Galvanised steel  
Free of copper and PTFE  
RoHS-compliant

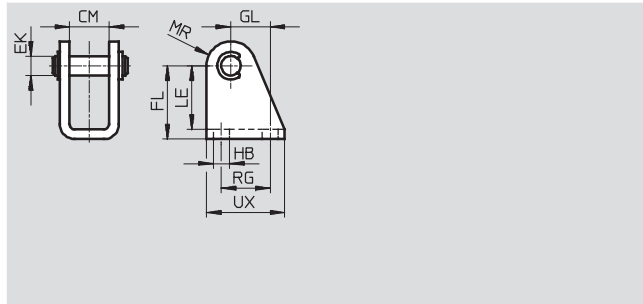


Dimensions and ordering data													
For Ø	CM	EK Ø	FL	GL	HB Ø	LE	MR	RG	UX	CRC <sup>1)</sup>	Weight [g]	Part No.	Type
[mm]													
8/10	8.1	4	24 +0.3/-0.2	13.8	4.5	21.5	5	12.5	20	2	22	<b>6 057</b>	<b>LBN-8/10</b>
12/16	12.1	6	27 +0.3/-0.2	13	5.5	24	7	15	25	2	40	<b>6 058</b>	<b>LBN-12/16</b>
20/25	16.1	8	30 +0.4/-0.2	16	6.6	26	10	20	32	2	81	<b>6 059</b>	<b>LBN-20/25</b>
32	16.1	10	35 +0.4/-0.2	18.5	6.6	31	11	24	35	2	109	<b>195 860</b>	<b>LBN-32</b>
40	18.1	12	40 +0.4/-0.2	24.5	9	35	13	30	45	2	192	<b>195 861</b>	<b>LBN-40</b>
50/63	21.1	16	45 +0.5/-0.2	28	9	39	14	34	50	2	302	<b>195 862</b>	<b>LBN-50/63</b>

1) Corrosion resistance class 2 according to Festo standard 940 070  
Components requiring moderate corrosion resistance. Externally visible parts with primarily decorative surface requirements which are in direct contact with a surrounding industrial atmosphere or media such as cooling or lubricating agents.

## Clevis foot CRLBN, stainless steel

Material:  
High-alloy steel  
Free of copper and PTFE  
RoHS-compliant



Dimensions and ordering data													
For Ø	CM	EK Ø	FL	GL	HB Ø	LE	MR	RG	UX	CRC <sup>1)</sup>	Weight [g]	Part No.	Type
[mm]													
12/16	12.1	6	27 +0.3/-0.2	13	5.5	24	7	15	25	4	55	<b>161 862</b>	<b>CRLBN-12/16</b>
20/25	16.1	8	30 +0.4/-0.2	16	6.6	26	10	20	32	4	62	<b>161 863</b>	<b>CRLBN-20/25</b>
32	16.1	10	35 +0.4/-0.2	18.5	6.6	31	11	24	35	4	107	<b>195 866</b>	<b>CRLBN-32</b>
40	18.1	12	40 +0.4/-0.2	24.5	9	35	13	30	45	4	184	<b>195 867</b>	<b>CRLBN-40</b>
50/63	21.1	16	45 +0.5/-0.2	28	9	39	14	34	50	4	289	<b>195 868</b>	<b>CRLBN-50/63</b>

1) Corrosion resistance class 4 according to Festo standard 940 070  
Components requiring higher corrosion resistance. Parts used with aggressive media, e.g. food or chemical industry. These applications should be supported with special tests with the media if required.

# Clevis feet LN

Technical data

## Clevis foot LN

Material:

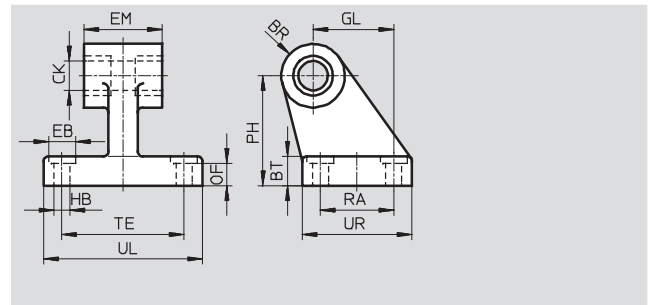
Ø 32 ... 50: High-alloy steel

Ø 63 ... 320: Nodular graphite cast

iron

Free of copper and PTFE

RoHS-compliant



Dimensions and ordering data																	
For Ø	BR	BT	CK	EB	EM	GL	HB	OF	PH	RA	TE	UL	UR	CRC <sup>1)</sup>	Weight	Part No.	Type
[mm]			Ø	Ø			Ø								[g]		
32	10	8	10 H9	-	25.8 -0.4	21	5.5	-	32	18	38	51	31	2	170	5 147	LN-32
40	11	10	12 H9	-	27.8 -0.4	24	5.5	-	36	22	41	54	35	2	220	5 148	LN-40
50	12	12	12 H9	-	31.8 -0.4	33	6.6	-	45	30	50	65	45	2	380	5 149	LN-50
63	14.5	12	16 H8	15	40 c11	37	6.6	10.8	50	35	52	67	51	2	505	5 150	LN-63
80	14.5	14	16 H8	20	50 c11	47	9	12.7	63	40	66	86	60	2	790	5 151	LN-80
100	18.5	15	20 H8	20	60 c11	55	9	13.7	71	50	76	96	70	2	1250	5 152	LN-100
125	22	20	25 H8	20	70 c11	70	11	18.6	90	60	94	124	90	2	2693	9 036	LN-125
160	31	25	30 H8	20	90 c11	97	14	23.6	115	88	118	156	126	2	6260	9 037	LN-160
200	31	30	30 H8	26	90 c11	105	16	28.5	135	90	122	162	130	2	7940	9 038	LN-200
250	38.5	35	40 H8	33	110 c11	128	22	33.5	165	110	150	200	160	2	13400	9 039	LN-250
320	44.5	40	45 H8	40	120 c11	150	26	38.5	200	122	170	234	186	2	21900	9 040	LN-320

1) Corrosion resistance class 2 according to Festo standard 940 070

Components requiring moderate corrosion resistance. Externally visible parts with primarily decorative surface requirements which are in direct contact with a surrounding industrial atmosphere or media such as cooling or lubricating agents.

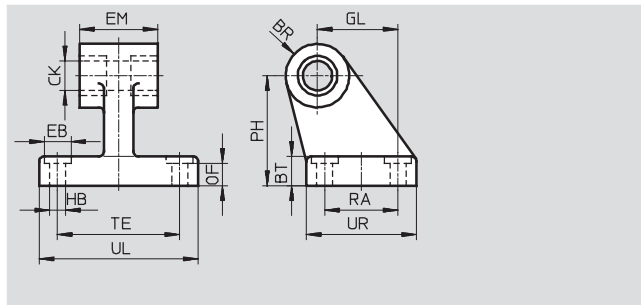
# Clevis feet LNG/CRLNG

Technical data

## Clevis foot LNG

Material:

- ∅ 32 ... 50: High-alloy steel
- ∅ 63 ... 200: Nodular graphite cast iron
- Free of copper and PTFE
- RoHS-compliant



Dimensions and ordering data																	
For ∅	BR	BT	CK	EB	EM	GL	HB	OF	PH	RA	TE	UL	UR	CRC <sup>1)</sup>	Weight	Part No.	Type
[mm]			∅ D11	∅ H13			∅ H13								[g]		
32	10	8	10	-	25.8 <sup>-0.4</sup>	21	6.6	-	32	18	38	51	31	2	170	<b>33 890</b>	<b>LNG-32</b>
40	11	10	12	-	27.8 <sup>-0.4</sup>	24	6.6	-	36	22	41	54	35	2	190	<b>33 891</b>	<b>LNG-40</b>
50	12	12	12	-	31.8 <sup>-0.4</sup>	33	9	-	45	30	50	65	45	2	290	<b>33 892</b>	<b>LNG-50</b>
63	15	12	16	15	40 <sup>c11</sup>	37	9	10.8	50	35	52	67	50	2	450	<b>33 893</b>	<b>LNG-63</b>
80	15	14	16	18	50 <sup>c11</sup>	47	11	12.7	63	40	66	86	60	2	800	<b>33 894</b>	<b>LNG-80</b>
100	19	15	20	18	60 <sup>c11</sup>	55	11	13.7	71	50	76	96	70	2	1150	<b>33 895</b>	<b>LNG-100</b>
125	22	20	25	20	70 <sup>c11</sup>	70	14	18.6	90	60	94	124	90	2	2640	<b>33 896</b>	<b>LNG-125</b>
200	31	30	30	26	90 <sup>c11</sup>	105	18	28.5	135	90	122	162	130	2	8150	<b>33 898</b>	<b>LNG-200</b>

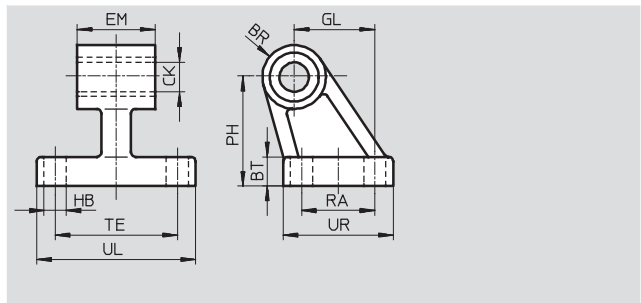
1) Corrosion resistance class 2 according to Festo standard 940 070

Components requiring moderate corrosion resistance. Externally visible parts with primarily decorative surface requirements which are in direct contact with a surrounding industrial atmosphere or media such as cooling or lubricating agents.

## Clevis foot CRLNG, stainless steel

Material:

- Special steel casting
- Free of copper and PTFE



Dimensions and ordering data																
For ∅	BR	BT	CK	EM	GL	HB	PH	RA	TE	UL	UR	CRC <sup>1)</sup>	Weight	Part No.	Type	
[mm]			∅ D11	-0.4		∅ H13							[g]			
32	10	8	10	25.8	21	6.6	32	18	38	51	31	4	120	<b>161 840</b>	<b>CRLNG-32</b>	
40	11	10	12	27.8	24	6.6	36	22	41	54	35	4	160	<b>161 841</b>	<b>CRLNG-40</b>	
50	12	12	12	31.8	33	9	45	30	50	65	45	4	280	<b>161 842</b>	<b>CRLNG-50</b>	
63	15	12	16	39.8	37	9	50	35	52	67	50	4	375	<b>161 843</b>	<b>CRLNG-63</b>	
80	15	14	16	49.8	47	11	63	40	66	86	60	4	580	<b>161 844</b>	<b>CRLNG-80</b>	
100	19	15	20	59.8	55	11	71	50	76	96	70	4	935	<b>161 845</b>	<b>CRLNG-100</b>	
125	22	20	25	69.8	70	14	90	60	94	124	90	4	2530	<b>176 951</b>	<b>CRLNG-125</b>	

1) Corrosion resistance class 4 according to Festo standard 940 070

Components requiring higher corrosion resistance. Parts used with aggressive media, e.g. food or chemical industry. These applications should be supported with special tests with the media if required.

# Clevis feet LBG

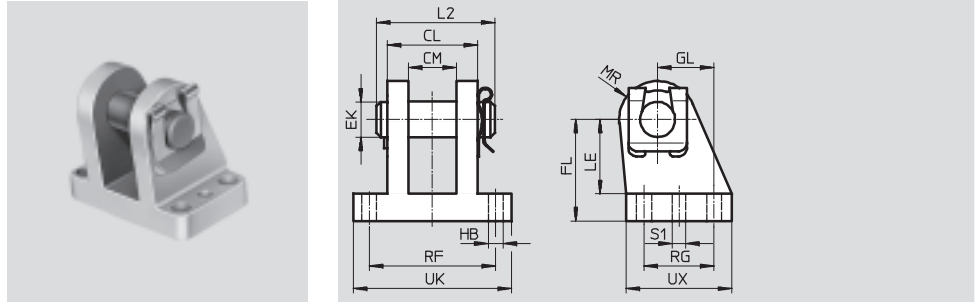
Technical data

## Clevis foot LBG

The pivot pin is secured against rotation with a dowel pin.

### Material:

Nodular graphite cast iron  
Free of copper and PTFE  
RoHS-compliant



Dimensions and ordering data																		
For $\varnothing$	CL	CM	EK	FL	GL	HB	L2	LE	MR	RF	RG	S1	UK	UX	CRC <sup>1)</sup>	Weight	Part No.	Type
[mm]	$\pm 0.2$		$\varnothing$			$\varnothing$						$\varnothing$				[g]		
32	28	14.1	10	32	16 $\pm 0.25$	6.8	35	24	12	42	20 $\pm 0.3$	4.8	56	36	2	220	31 761	LBG-32
40	30	16.1	12	36	20 $\pm 0.3$	6.8	39	26	14	44	26 $\pm 0.3$	5.8	58	41.5	2	300	31 762	LBG-40
50	40	21.1	16	45	25 $\pm 0.3$	9.2	50	33	15	56	31 $\pm 0.4$	5.8	70	47	2	540	31 763	LBG-50
63	40	21.1	16	50	25 $\pm 0.3$	9	50	38	17	56	31 $\pm 0.4$	7.8	70	45	2	580	31 764	LBG-63
80	50	25.1	20	63	30	11	60	49	18	70	36	7.8	89	55	2	1050	31 765	LBG-80
100	50	25.1	20	71	41	11	60	56	22	70	46	9.8	89	65	2	1375	31 766	LBG-100
125	80	37.2	30	90	60	14	89	70	26	106	70	11.8	128	96	2	4140	31 767	LBG-125

1) Corrosion resistance class 2 according to Festo standard 940 070

Components requiring moderate corrosion resistance. Externally visible parts with primarily decorative surface requirements which are in direct contact with a surrounding industrial atmosphere or media such as cooling or lubricating agents.

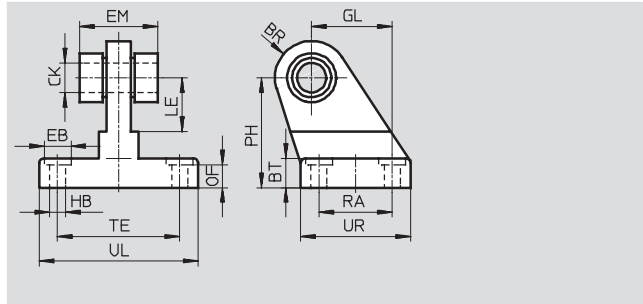

# Clevis feet LSN

Technical data



**Clevis foot LSN**  
with spherical bearing

Material:  
Nodular graphite cast iron  
Ø 32 ... 200: Free of copper and PTFE  
RoHS-compliant



Dimensions and ordering data									
For Ø	BR	BT	CK	EB	EM	GL	HB	LE	OF
[mm]	-1		Ø	Ø			Ø		
32	13	10	10 -0.008	10	25.8	21	5.5	16	4.5
40	15	10	12 -0.008	10	27.8	24	5.5	20	4.3
50	15	12	12 -0.008	11	31.8	33	6.6	22	5.2
63	20	12	16 -0.008	11	39.8	37	6.6	30	5.2
80	20	14	16 -0.008	15	49.8	47	9	31	5
100	24	15	20 -0.010	15	59.8	55	9	38	6
125	33	20	25 -0.010	22	69.8	70	11	-	18
160	36	25	30 -0.010	26	89.8	97	13.5	-	22
200	36	30	30 -0.010	30	89.8	105	16	-	27
250	43	35	40 -0.012	40	109.5	128	22	-	32
320	54	40	45 -0.012	48	119.8	150	26	-	37

For Ø	PH	RA	TE	UL	UR	CRC <sup>1)</sup>	Weight	Part No.	Type
[mm]	±0.5						[g]		
32	32	18	38	51	31	2	160	5 561	LSN-32
40	36	22	41	54	35	2	220	5 562	LSN-40
50	45	30	50	65	45	2	380	5 563	LSN-50
63	50	35	52	67	50	2	535	5 564	LSN-63
80	63	40	66	86	60	2	850	5 565	LSN-80
100	71	50	76	96	70	2	1280	5 566	LSN-100
125	90	60	94	124	90	2	2685	6 987	LSN-125
160	115	88	118	156	126	2	5545	6 988	LSN-160
200	135	90	122	162	130	2	7450	6 989	LSN-200
250	165	110	150	200	160	2	13410	6 990	LSN-250
320	200	122	170	234	186	2	16960	6 991	LSN-320

1) Corrosion resistance class 2 according to Festo standard 940 070  
Components requiring moderate corrosion resistance. Externally visible parts with primarily decorative surface requirements which are in direct contact with a surrounding industrial atmosphere or media such as cooling or lubricating agents.



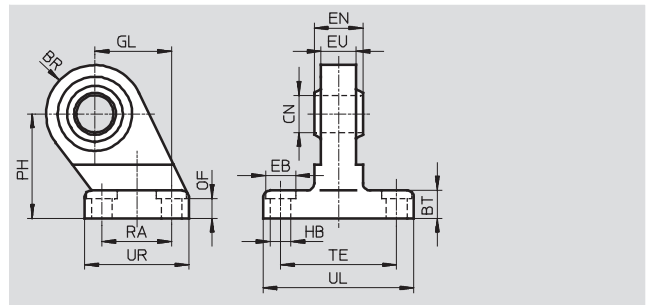
# Clevis feet LSNG

Technical data

**Clevis foot LSNG**  
with spherical bearing

Material:

- ∅ 32 ... 50: High-alloy steel
- ∅ 63 ... 200: Nodular graphite cast iron
- RoHS-compliant



Dimensions and ordering data									
For ∅	BR	BT	CN ∅	EB ∅	EN	EU	GL	HB ∅	OF
[mm]				+0.5	-0.1	-0.2	js14	H13	
32	15	10 +0.2	10 +0.013	-	14	10.5	21	6.6	8.5 +0.8
40	17	10 +0.2	12 +0.015	-	16	12	24	6.6	8.5 +0.8
50	20	12 +0.2	16 +0.015	-	21	15	33	9	10.5 +0.8
63	21+1.5/-0.5	12 +0.6	16 +0.015	-	21	15	37	9	10.5 +0.8
80	26+1.5/-0.5	14 +0.6	20 +0.018	-	25	18	47	11	12 +0.8
100	29	15 +0.6	20 +0.018	-	25	18	55	11	13 +0.8
125	39	20 +0.7	30 +0.018	20	37	25	70	14	17 +1
160	42	25 +0.7	35 +0.021	20	43	28	97	14	21 +1
200	42	30 +0.7	35 +0.021	26	43	28	105	18	26.5 +1

For ∅	PH	RA	TE	UL	UR	CRC <sup>1)</sup>	Weight	Part No.	Type
[mm]	js14	js14	js14				[g]		
32	32	18	38	51	31	2	185	31 740	LSNG-32
40	36	22	41	54	35	2	245	31 741	LSNG-40
50	45	30	50	65	45	2	455	31 742	LSNG-50
63	50	35	52	67 <sup>+1</sup>	50 <sup>+1</sup>	2	585	31 743	LSNG-63
80	63	40	66	86 <sup>+1</sup>	60 <sup>+1</sup>	2	1025	31 744	LSNG-80
100	71	50	76	96 <sub>-1</sub>	70 <sub>-1</sub>	2	1390	31 745	LSNG-100
125	90	60	94	124 <sub>-1</sub>	90 <sub>-1</sub>	2	3137	31 746	LSNG-125
160	115	88	118	156 <sub>-1</sub>	126 <sub>-1</sub>	2	4273	152 599	LSNG-160
200	135	90	122	162 <sub>-1</sub>	130 <sub>-1</sub>	2	5908	152 600	LSNG-200

1) Corrosion resistance class 2 according to Festo standard 940 070

Components requiring moderate corrosion resistance. Externally visible parts with primarily decorative surface requirements which are in direct contact with a surrounding industrial atmosphere or media such as cooling or lubricating agents.

# Clevis feet LSNSG

Technical data

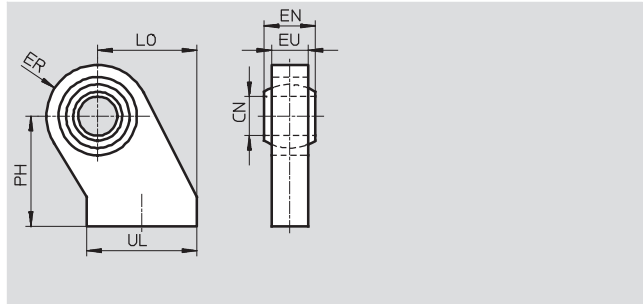
FESTO

## Clevis foot LSNSG

weld-on,  
with spherical bearing

Material:

Ø 32 ... 100: Galvanised steel  
Ø 125: Tempered steel, galvanised  
RoHS-compliant



Dimensions and ordering data											
For Ø	CN	EN	ER	EU	LO	PH	UL	CRC <sup>1)</sup>	Weight	Part No.	Type
[mm]	Ø	-0.1	±0.5		±0.5	js15			[g]		
32	10 +0.013	14	15.5	10	27.5	32	28.5	2	105	<b>31 747</b>	<b>LSNSG-32</b>
40	12 +0.015	16	17.5	12	30.5	36	33.5	2	160	<b>31 748</b>	<b>LSNSG-40</b>
50	16 +0.015	21	20.5	15	40.5	45	43.5	2	300	<b>31 749</b>	<b>LSNSG-50</b>
63	16 +0.015	21	22.5	15	44.5	50	48	2	370	<b>31 750</b>	<b>LSNSG-63</b>
80	20 +0.018	25	28.5	18	57	63	58	2	700	<b>31 751</b>	<b>LSNSG-80</b>
100	20 +0.018	25	29.5	18	65	71	67.5	2	830	<b>31 752</b>	<b>LSNSG-100</b>
125	30 +0.018	37	39.5	25	85	90	87.5	2	1960	<b>31 753</b>	<b>LSNSG-125</b>

1) Corrosion resistance class 2 according to Festo standard 940 070

Components requiring moderate corrosion resistance. Externally visible parts with primarily decorative surface requirements which are in direct contact with a surrounding industrial atmosphere or media such as cooling or lubricating agents.

# Clevis feet LQG

Technical data

FESTO

## Right-angle clevis mounting LQG

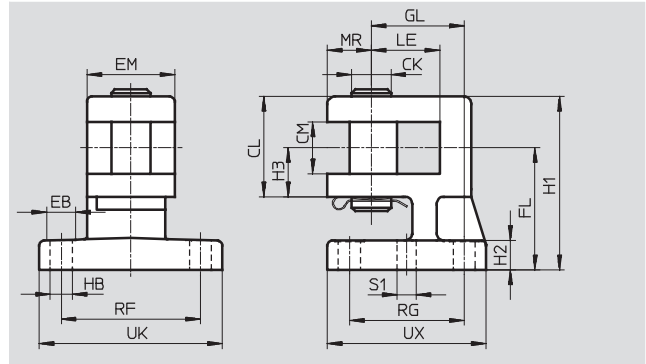
The pivot pin is secured against rotation with a dowel pin.

Material:

Nodular graphite cast iron

Free of copper and PTFE

RoHS-compliant



Dimensions and ordering data											
For $\varnothing$	CK	CL	CM	EB	EM	FL	GL	H1	H2	H3	HB
[mm]	$\varnothing$ h9		+0.2	$\varnothing$							$\varnothing$
32	10	27	14.2	11	25	32 ±0.3	22 ±0.3	45 ±0.5	9	14	6.6
40	12	31	16.2	11	25	36 js14	22 js14	52 ±0.5	9	15	6.6
50	16	41	21.2	15	32	45 js14	36 js14	66 ±0.5	9	20	9
63	16	41	21.2	15	36	50 js14	38 js14	71	12	20	9
80	20	51	25.1	18	36	63 js14	39 js14	89	14	25	11
100	20	51	25.1	18	42	71 js14	51 js14	97	14	25	11
125	30	80	37.1	19	50	90 ±0.4	60 js14	130	20	40	14

For $\varnothing$	LE	MR	RF	RG	S1	UK	UX	CRC <sup>1)</sup>	Weight	Part No.	Type
[mm]					$\varnothing$				[g]		
32	18	12.5	40 ±0.3	29 ±0.3	4.8	56	45	1	301	31 768	LQG-32
40	22	15	40 js14	29 js14	5.8	56	45	1	369	31 769	LQG-40
50	28	18	52 js14	40 js14	5.8	70	58	1	706	31 770	LQG-50
63	28	18	57 js14	47 js14	7.8	75	65	1	784	31 771	LQG-63
80	31	20	58 js14	48 js14	9.8	80	70	1	1125	31 772	LQG-80
100	34	22	64 js14	54 js14	9.8	90	80	1	1492	31 773	LQG-100
125	38	32	104 js14	70 js14	11.5	130	96	1	3774	31 774	LQG-125

1) Corrosion resistance class 1 according to Festo standard 940 070  
 Components with light corrosion exposure. Protection for transport and storage. Components without significant decorative function or surface, e.g. Installed out of sight internally or behind covers.

# Trunnion supports LNZG/CRLNZG

Technical data

## Trunnion support LNZG

Material:

Trunnion support:

32 ... 125: Anodised aluminium

160 ... 320: Galvanised steel

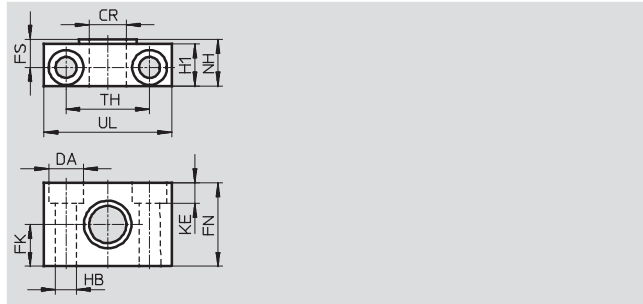
Plain bearing:

32 ... 200: Plastic

250 ... 320: Sintered bronze

32 ... 200: Free of copper and PTFE

RoHS-compliant



Dimensions and ordering data															
For Ø	CR	DA	FK	FN	FS	H1	HB	KE	NH	TH	UL	CRC <sup>1)</sup>	Weight	Part No.	Type
[mm]	Ø	Ø	Ø				Ø						[g]		
32	12 D11	11	15 ±0.1	30	10.5	15	6.6	6.8	18	32 ±0.2	46	2	83	32 959	LNZG-32
40/50	16 D11	15	18 ±0.1	36	12	18	9	9	21	36 ±0.2	55	2	129	32 960	LNZG-40/50
63/80	20 D11	18	20 ±0.1	40	13	20	11	11	23	42 ±0.2	65	2	178	32 961	LNZG-63/80
100/125	25 D11	20	25 ±0.1	50	16	24.5	14	13	28.5	50 ±0.2	75	2	306	32 962	LNZG-100/125
160/200	32 D11	26	30 ±0.2	60	22.5	36	18	17	40	60 ±0.3	92	2	659	35 780	LNZG-160/200
250	40 G7	33	35 ±0.2	70	27.5	45	22	21.5	50	90 ±0.3	140	2	2218	157 516	LNZG-250
320	50 G7	40	40 ±0.2	80	32.5	55	26	21.5	60	100 ±0.3	150	2	2934	157 517	LNZG-320

1) Corrosion resistance class 2 according to Festo standard 940 070

Components requiring moderate corrosion resistance. Externally visible parts with primarily decorative surface requirements which are in direct contact with a surrounding industrial atmosphere or media such as cooling or lubricating agents.

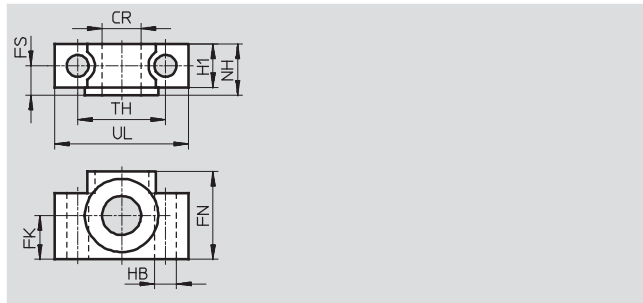

## Trunnion support CRLNZG, stainless steel

Material:

High-alloy steel

Free of copper and PTFE

RoHS-compliant



Dimensions and ordering data														
For Ø	CR	FK	FN	FS	H1	HB	NH	TH	UL	CRC <sup>1)</sup>	Weight	Part No.	Type	
[mm]	Ø	Ø				Ø					[g]			
32	12 D11	15 ±0.1	30	10.5	15	6.6	18	32 ±0.2	46	4	205	161 874	CRLNZG-32	
40/50	16 D11	18 ±0.1	36	12	18	9	21	36 ±0.2	55	4	323	161 875	CRLNZG-40/50	
63/80	20 D11	20 ±0.1	40	13	20	11	23	42 ±0.2	65	4	435	161 876	CRLNZG-63/80	
100	25 D11	25 ±0.1	50	16	24.5	14	28.5	50 ±0.2	75	4	739	161 877	CRLNZG-100	

1) Corrosion resistance class 4 according to Festo standard 940 070

Components requiring higher corrosion resistance. Parts used with aggressive media, e.g. food or chemical industry. These applications should be supported with special tests with the media if required.

# Threaded bolts GBS

Technical data


## Threaded bolt GBS

for swivel mounting of drives with appropriate design

Material:

Case-hardened steel

Free of copper and PTFE



Dimensions and ordering data									
For $\varnothing$	D1	L1	L2	TD	$\approx \varnothing 1$	CRC <sup>1)</sup>	Weight	Part No.	Type
[mm]				$\varnothing$ f8			[g]		
32	M8x1	14.5	6.5 ±0.1	10	5	2	10	9 236	GBS-32
40	M10x1	18.5	9 ±0.1	12	6	2	20	9 237	GBS-40
50	M12x1.5	23	12 ±0.2	14	6	2	40	9 238	GBS-50
63	M14x1.5	29	16 ±0.2	16	8	2	65	9 239	GBS-63

1) Corrosion resistance class 2 according to Festo standard 940 070

Components requiring moderate corrosion resistance. Externally visible parts with primarily decorative surface requirements which are in direct contact with a surrounding industrial atmosphere or media such as cooling or lubricating agents.

# Slot nuts NST/NST-HMV

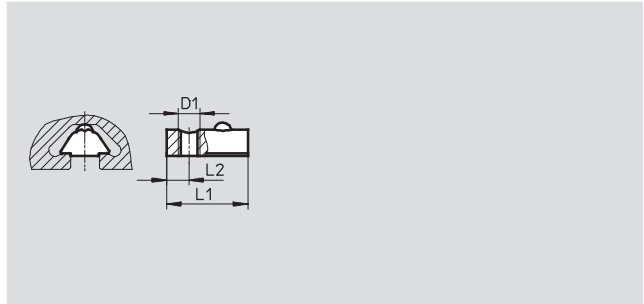
Technical data

## Slot nut NST

for profile slots in linear units, drives and axes as well as passive guide axes

### Material:

Non-alloyed tempered steel  
Free of copper and PTFE



Dimensions and ordering data						
D1	L1	L2	CRC <sup>1)</sup>	Weight	Part No.	Type
	±0.5			[g]		
M5	12	4	2	3	150 914	NST-5-M5
M6	22.5	6.25	2	11	150 915	NST-8-M6

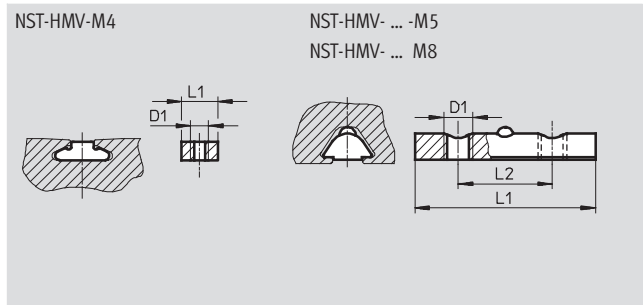
1) Corrosion resistance class 2 according to Festo standard 940 070  
Components requiring moderate corrosion resistance. Externally visible parts with primarily decorative surface requirements which are in direct contact with a surrounding industrial atmosphere or media such as cooling or lubricating agents.

## Slot nut NST-HMV

for multi-axis systems

### Material:

Non-alloyed tempered steel  
Free of copper and PTFE



Dimensions and ordering data						
D1	L1	L2	CRC <sup>1)</sup>	Weight	Part No.	Type
	±0.5			[g]		
M4	–	–	2	2	526 091	NST-HMV-M4
M5	24	12.5	2	7	526 094	NST-HMV-5-2-M5
M8	50	26	2	22	526 093	NST-HMV-8-2-M8

1) Corrosion resistance class 2 according to Festo standard 940 070  
Components requiring moderate corrosion resistance. Externally visible parts with primarily decorative surface requirements which are in direct contact with a surrounding industrial atmosphere or media such as cooling or lubricating agents.

# Slot nuts NSTL/NSTH

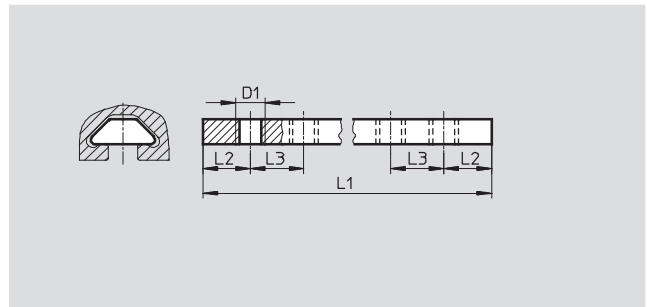

Technical data

## Slot nut NSTL

for slides on linear drives and axes as well as passive guide axes

Material:

Non-alloyed tempered steel  
Free of copper and PTFE



Dimensions and ordering data							
D1	L1 ±0.5	L2	L3	CRC <sup>1)</sup>	Weight [g]	Part No.	Type
M5	100	13	15	2	23	158 410	NSTL-25
M5	128	14	15	2	30	158 411	NSTL-32
M5	166	25	20	2	40	158 412	NSTL-40
M8	199	24	20	2	138	158 413	NSTL-50
M8	229	30	35	2	160	158 414	NSTL-63
M8	319	30	35	2	228	161 356	NSTL-80

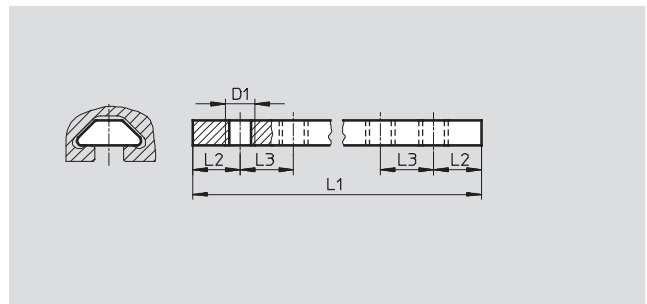

1) Corrosion resistance class 2 according to Festo standard 940 070  
Components requiring moderate corrosion resistance. Externally visible parts with primarily decorative surface requirements which are in direct contact with a surrounding industrial atmosphere or media such as cooling or lubricating agents.

## Slot nut NSTH

for slides on heavy-duty guides HD

Material:

Non-alloyed tempered steel  
Free of copper and PTFE



Dimensions and ordering data							
D1	L1 ±0.5	L2	L3	CRC <sup>1)</sup>	Weight [g]	Part No.	Type
M3	89	15	15	2	7	161 018	NSTH-8
M5	119	15	15	2	28	161 019	NSTH-12
M5	159	25	20	2	38	161 020	NSTH-18
M8	209	25	20	2	146	161 021	NSTH-25
M8	259	30	35	2	184	161 022	NSTH-40


1) Corrosion resistance class 2 according to Festo standard 940 070  
Components requiring moderate corrosion resistance. Externally visible parts with primarily decorative surface requirements which are in direct contact with a surrounding industrial atmosphere or media such as cooling or lubricating agents.

# Centring pins/centring sleeves

Technical data

## Centring pin ZBS

Material:  
Corrosion resistant steel  
Free of copper and PTFE  
RoHS-compliant




Dimensions and ordering data						
D1	B1	CRC <sup>1)</sup>	Weight	Part No.	Type	PU <sup>2)</sup>
∅						
h8	-0.2		[g]			
2	5	2	1	<b>525 273</b>	<b>ZBS-2</b>	10
5	5	2	1	<b>150 928</b>	<b>ZBS-5</b>	10

- 1) Corrosion resistance class 2 according to Festo standard 940 070  
Components requiring moderate corrosion resistance. Externally visible parts with primarily decorative surface requirements which are in direct contact with a surrounding industrial atmosphere or media such as cooling or lubricating agents.
- 2) Packaging unit quantity

## Centring sleeve ZBH

Material:  
Corrosion resistant steel  
Free of copper and PTFE  
RoHS-compliant



Dimensions and ordering data							
D1	B1	D2	CRC <sup>1)</sup>	Weight	Part No.	Type	PU <sup>2)</sup>
∅		∅					
h7	-0.2			[g]			
5	2.4	3.2	2	1	<b>189 652</b>	<b>ZBH-5</b>	10
7	3	5.3	2	1	<b>186 717</b>	<b>ZBH-7</b>	10
9	4	6.4	2	1	<b>150 927</b>	<b>ZBH-9</b>	10
12	5	10.3 +0.1	2	1	<b>189 653</b>	<b>ZBH-12</b>	10
15	6	12.4	2	3	<b>191 409</b>	<b>ZBH-15</b>	10

- 1) Corrosion resistance class 2 according to Festo standard 940 070  
Components requiring moderate corrosion resistance. Externally visible parts with primarily decorative surface requirements which are in direct contact with a surrounding industrial atmosphere or media such as cooling or lubricating agents.
- 2) Packaging unit quantity

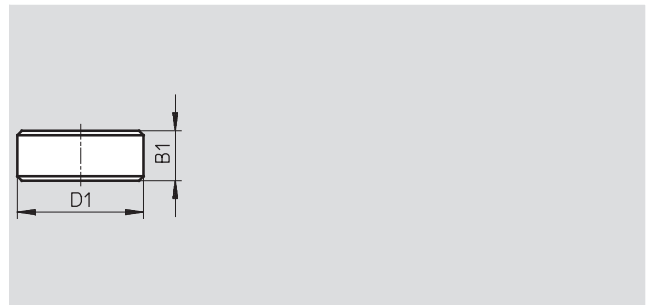


# Central mountings/slot covers

Technical data

## Central mounting SLZZ

Material:  
Corrosion resistant steel  
Free of copper and PTFE




Dimensions and ordering data					
D1	B1	CRC <sup>1)</sup>	Weight	Part No.	Type
∅			[g]		
h8	-0.2				
14	5	2	21	<b>150 900</b>	<b>SLZZ-16/10</b>
25	5.5	2	40	<b>150 901</b>	<b>SLZZ-25/16</b>
25	5.5	2	84	<b>150 904</b>	<b>SLZZ-50/40</b>

1) Corrosion resistance class 4 according to Festo standard 940 070  
Components requiring higher corrosion resistance. Parts used with aggressive media, e.g. food or chemical industry. These applications should be supported with special tests with the media if required.

## Slot cover ABP for mounting slots

## Slot cover ABP-5-S for sensor slots

Material:  
Acrylic butadiene styrene



Ordering data					
Slot type	Length	Weight	Part No.	Type	PU <sup>1)</sup>
	[m]	[g]			
Mounting slot	0.5	16	<b>151 681</b>	<b>ABP-5</b>	2
	0.5	42	<b>151 682</b>	<b>ABP-8</b>	2
Sensor slot	0.5	15	<b>151 680</b>	<b>ABP-5-S</b>	2
	0.5	13	<b>563 360</b>	<b>ABP-5-S1</b>	2

1) Packaging unit quantity

# Product Range and Company Overview

## A Complete Suite of Automation Services

Our experienced engineers provide complete support at every stage of your development process, including: conceptualization, analysis, engineering, design, assembly, documentation, validation, and production.



**Custom Automation Components**  
Complete custom engineered solutions



**Custom Control Cabinets**  
Comprehensive engineering support and on-site services



**Complete Systems**  
Shipment, stocking and storage services

## The Broadest Range of Automation Components

With a comprehensive line of more than 30,000 automation components, Festo is capable of solving the most complex automation requirements.



**Electromechanical**  
Electromechanical actuators, motors, controllers & drives



**Pneumatics**  
Pneumatic linear and rotary actuators, valves, and air supply



**PLCs and I/O Devices**  
PLC's, operator interfaces, sensors and I/O devices

## Supporting Advanced Automation... As No One Else Can!

Festo is a leading global manufacturer of pneumatic and electromechanical systems, components and controls for industrial automation, with more than 12,000 employees in 56 national headquarters serving more than 180 countries. For more than 80 years, Festo has continuously elevated the state of manufacturing with innovations and optimized motion control solutions that deliver higher performing, more profitable automated manufacturing and processing equipment. Our dedication to the advancement of automation extends beyond technology to the education and development of current and future automation and robotics designers with simulation tools, teaching programs, and on-site services.

## Quality Assurance, ISO 9001 and ISO 14001 Certifications

Festo Corporation is committed to supply all Festo products and services that will meet or exceed our customers' requirements in product quality, delivery, customer service and satisfaction.

To meet this commitment, we strive to ensure a consistent, integrated, and systematic approach to management that will meet or exceed the requirements of the ISO 9001 standard for Quality Management and the ISO 14001 standard for Environmental Management.



© Copyright 2008, Festo Corporation. While every effort is made to ensure that all dimensions and specifications are correct, Festo cannot guarantee that publications are completely free of any error, in particular typing or printing errors. Accordingly, Festo cannot be held responsible for the same. For Liability and Warranty conditions, refer to our "Terms and Conditions of Sale", available from your local Festo office. All rights reserved. No part of this publication may be reproduced, distributed, or transmitted in any form or by any means, electronic, mechanical, photocopying or otherwise, without the prior written permission of Festo. All technical data subject to change according to technical update.



Printed on recycled paper at New Horizon Graphic, Inc., FSC certified as an environmentally friendly printing plant.

# Festo North America

## Festo Regional Contact Center

5300 Explorer Drive  
Mississauga, Ontario L4W 5G4  
Canada

### USA Customers:

For ordering assistance,

**Call:** 1.800.99.FESTO (1.800.993.3786)

**Fax:** 1.800.96.FESTO (1.800.963.3786)

**Email:** [customer.service@us.festo.com](mailto:customer.service@us.festo.com)

For technical support,

**Call:** 1.866.GO.FESTO (1.866.463.3786)

**Fax:** 1.800.96.FESTO (1.800.963.3786)

**Email:** [product.support@us.festo.com](mailto:product.support@us.festo.com)

### Canadian Customers:

**Call:** 1.877.GO.FESTO (1.877.463.3786)

**Fax:** 1.877.FX.FESTO (1.877.393.3786)

**Email:** [festo.canada@ca.festo.com](mailto:festo.canada@ca.festo.com)

---

## USA Headquarters

Festo Corporation  
395 Moreland Road  
P.O. Box 18023  
Hauppauge, NY 11788, USA  
[www.festo.com/us](http://www.festo.com/us)

---

## USA Sales Offices

### Appleton

North 922 Tower View Drive, Suite N  
Greenville, WI 54942, USA

### Boston

120 Presidential Way, Suite 330  
Woburn, MA 01801, USA

### Chicago

1441 East Business Center Drive  
Mt. Prospect, IL 60056, USA

### Dallas

1825 Lakeway Drive, Suite 600  
Lewisville, TX 75057, USA

### Detroit – Automotive Engineering Center

2601 Cambridge Court, Suite 320  
Auburn Hills, MI 48326, USA

### New York

395 Moreland Road  
Hauppauge, NY 11788, USA

### Silicon Valley

4935 Southfront Road, Suite F  
Livermore, CA 94550, USA

## United States



**USA Headquarters, East:** Festo Corp., 395 Moreland Road, Hauppauge, NY 11788

Phone: 1.631.435.0800; Fax: 1.631.435.8026;

Email: [info@festo-usa.com](mailto:info@festo-usa.com)

[www.festo.com/us](http://www.festo.com/us)

## Canada



**Headquarters:** Festo Inc., 5300 Explorer Drive, Mississauga, Ontario L4W 5G4

Phone: 1.905.624.9000; Fax: 1.905.624.9001;

Email: [festo.canada@ca.festo.com](mailto:festo.canada@ca.festo.com)

[www.festo.ca](http://www.festo.ca)

## Mexico



**Headquarters:** Festo Pneumatic, S.A., Av. Ceylán 3, Col. Tequesquahuac,  
54020 Tlalneantla, Edo. de México

Phone: 011 52 [55] 53 21 66 00; Fax: 011 52 [55] 53 21 66 65;

Email: [festo.mexico@mx.festo.com](mailto:festo.mexico@mx.festo.com)

[www.festo.com/mx](http://www.festo.com/mx)

---

## Central USA

Festo Corporation  
1441 East Business  
Center Drive  
Mt. Prospect, IL 60056, USA  
Phone: 1.847.759.2600  
Fax: 1.847.768.9480



## Western USA

Festo Corporation  
4935 Southfront Road,  
Suite F  
Livermore, CA 94550, USA  
Phone: 1.925.371.1099  
Fax: 1.925.245.1286



---

## Festo Worldwide

Argentina Australia Austria Belarus Belgium Brazil Bulgaria Canada Chile China Colombia Croatia Czech Republic Denmark  
Estonia Finland France Germany Great Britain Greece Hong Kong Hungary India Indonesia Iran Ireland Israel Italy Japan Latvia  
Lithuania Malaysia Mexico Netherlands New Zealand Norway Peru Philippines Poland Romania Russia Serbia Singapore  
Slovakia Slovenia South Africa South Korea Spain Sweden Switzerland Taiwan Thailand Turkey Ukraine United States Venezuela

[www.festo.com](http://www.festo.com)