

## Plastic tubing PUN-V0

**FESTO**



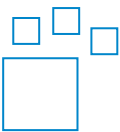
## Characteristics

### At a glance

The flame-retardant properties as per UL94 provide a maximum of safety in areas subject to fire hazards, while also offering the proven reliability of the standard tubing PUN.

- Polyurethane
- Flame retardant to UL 94 V0 ... V2
- For use in the close vicinity of welding applications
- Highly resistant to microbes and hydrolysis
- Suitable for energy chains
- Operating medium: compressed air, vacuum, water

### Ordering data - modular system



Configurable product

This product and all its product options can be ordered online via the configurator.

### Diagrams

Further information → [pun-v0](#)



The diagrams shown in this document are also available online. These can be used to display precise values.

### Alternative material characteristic

[V0] Flame-retardant

With flame retardant properties for applications in areas at risk of fire.

### Pipe/tubing O.D. x wall thickness

For standard O.D. tubing, the outside diameter of the tube and the wall thickness are given as the tube size.

### Version

[C] Broader wall thickness

For use in the close vicinity of welding applications

## Type code

001	Series
PUN	Plastic tubing, polyurethane
002	Alternative material characteristic
V0	Flame-retardant
003	Pipe/tubing O.D. x wall thickness
4x1	4x1 mm
6x1	6x1 mm
6x2	6x2 mm
8x1,25	8x1.25 mm
8x2	8x2 mm
10x1,5	10x1.5 mm
10x2	10x2 mm
12x2	12x2 mm
14x2	14x2 mm
16x2	16x2 mm
16x2,5	16x2.5 mm

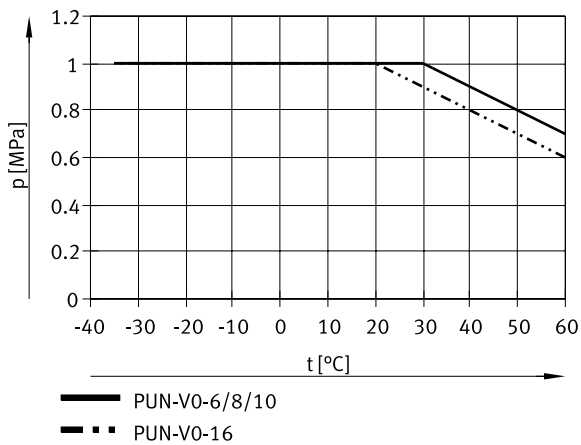
004	Colour
SW	Black
BL	Blue
RT	Red
GN	Green
GE	Yellow
BR	Brown
WS	White
005	Version
C	Broader wall thickness

## Datasheet

### Operating and environmental conditions – PUN-V0

Outside diameter	6 mm	8 mm	10 mm	16 mm
Inside diameter	4 mm	5.7 mm	7 mm	11.8 mm
Pneumatic connection	For push-in connector O.D. 6 mm For barbed fitting I.D. 4 mm with union nut For barbed fitting I.D. 4 mm	For push-in connector O.D. 8 mm For barbed fitting inside diameter of 6 mm with union nut For barbed fitting inside diameter of 6 mm	For push-in connector O.D. 10 mm	For push-in connector O.D. 16 mm
Flow-relevant bending radius	26.5 mm	37 mm	54 mm	90 mm
Min. bending radius	12 mm	18 mm	20 mm	50 mm
Temperature-dependent operating pressure	-0.095 ... 1 MPa			-0.095 ... 0.9 MPa
Temperature-dependent operating pressure	-0.95 ... 10 bar			-0.95 ... 9 bar
Temperature-dependent operating pressure	-13.775 ... 145 psi			-13.775 ... 130.5 psi
Operating medium	Compressed air to ISO 8573-1:2010 [7:-:-] Water (liquid, ice-free)	Compressed air to ISO 8573-1:2010 [7:-:-] Water as per manufacturer's declaration at <a href="http://www.festo.com">www.festo.com</a> Water (liquid, ice-free)	Compressed air to ISO 8573-1:2010 [7:-:-] Water (liquid, ice-free)	
Ambient temperature	-35 ... 60°C			
Note on ambient temperature	Unpressurised use up to 90°C			
Fire test material	UL94 V-0 (3 mm), UL94 V-2 (0.75 mm)			
Approval	German Technical Control Board (TÜV)			
Certificate issuing authority	B 013277 0506 00			
Tubing characteristics	Suitable for energy chains			

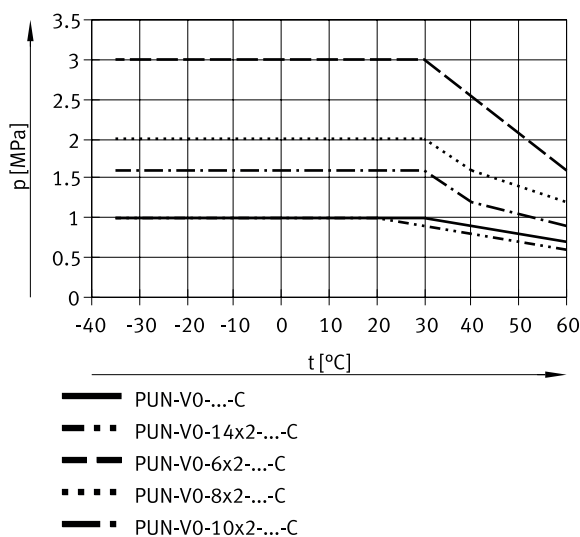
### Operating pressure p as a function of temperature t



## Datasheet

Operating and environmental conditions – PUN-V0-C								
Outside diameter	4 mm	6 mm	8 mm	10 mm	12 mm	14 mm	16 mm	
Inside diameter	2 mm		4 mm	6 mm	8 mm	9.8 mm	11 mm	
Pneumatic connection	For push-in connector O.D. 4 mm	For push-in connector O.D. 6 mm For barbed fitting inside diameter of 2 mm	For push-in connector O.D. 8 mm For barbed fitting I.D. 4 mm	For push-in connector O.D. 10 mm For barbed fitting inside diameter of 6 mm	For push-in connector outside diameter of 12 mm	For push-in connector outer diameter of 14 mm	For push-in connector O.D. 16 mm	
Flow-relevant bending radius	20 mm	24 mm	35 mm	42 mm	55 mm	70 mm	90 mm	
Min. bending radius	10 mm	7 mm	9 mm	12 mm	19 mm	45 mm	50 mm	
Temperature-dependent operating pressure	-0.095 ... 1 MPa	-0.095 ... 3 MPa	-0.095 ... 2 MPa	-0.095 ... 1.6 MPa	-0.095 ... 1 MPa	-0.095 ... 0.9 MPa	-0.095 ... 1 MPa	
Temperature-dependent operating pressure	-0.95 ... 10 bar	-0.95 ... 30 bar	-0.95 ... 20 bar	-0.95 ... 16 bar	-0.95 ... 10 bar	-0.95 ... 9 bar	-0.95 ... 10 bar	
Temperature-dependent operating pressure	-13.775 ... 145 psi	-13.775 ... 435 psi	-13.775 ... 290 psi	-13.775 ... 232 psi	-13.775 ... 145 psi	-13.775 ... 130.5 psi	-13.775 ... 145 psi	
Operating medium	Compressed air to ISO 8573-1:2010 [7:-:] Water (liquid, ice-free)						Compressed air to ISO 8573-1:2010 [7:-:] Water as per manufacturer's declaration at <a href="http://www.festo.com">www.festo.com</a> Water (liquid, ice-free)	
Ambient temperature	-35 ... 60°C							
Note on ambient temperature	Unpressurised use up to 90°C							
Fire test material	UL94 V-0 (3 mm), UL94 V-2 (0.75 mm)							
Approval	German Technical Control Board (TÜV)							
Certificate issuing authority	B 013277 0506 00							
Tubing characteristics	Suitable for energy chains							

## Operating pressure p as a function of temperature t




## Materials

Shore hardness	D 54 +/-3
Material tubing	TPE-U(PU)
Note on materials	RoHS-compliant
LABS (PWIS) conformity	VDMA24364-B2-L


## Ordering data

### Ordering data PUN-V0


	Outside diameter	Packaging unit [m] <sup>1)</sup>	Product weight according to length	Colour	Part no.	Type
	6 mm	Standard	0.02 kg/m	Blue	525442	PUN-V0-6X1-BL
				Brown	525462	PUN-V0-6X1-BR
				Yellow	525458	PUN-V0-6X1-GE
				Green	525446	PUN-V0-6X1-GN
				Red	525450	PUN-V0-6X1-RT
				Black	525438	PUN-V0-6X1-SW
				White	525454	PUN-V0-6X1-WS
	8 mm	0.031 kg/m	Blue	525443	PUN-V0-8X1,25-BL	
			Brown	525463	PUN-V0-8X1,25-BR	
			Yellow	525459	PUN-V0-8X1,25-GE	
			Green	525447	PUN-V0-8X1,25-GN	
			Red	525451	PUN-V0-8X1,25-RT	
			Black	525439	PUN-V0-8X1,25-SW	
			White	525455	PUN-V0-8X1,25-WS	
	10 mm	0.051 kg/m	Blue	525444	PUN-V0-10X1,5-BL	
			Brown	525464	PUN-V0-10X1,5-BR	
			Yellow	525460	PUN-V0-10X1,5-GE	
			Green	525448	PUN-V0-10X1,5-GN	
			Red	525452	PUN-V0-10X1,5-RT	
			Black	525440	PUN-V0-10X1,5-SW	
			White	525456	PUN-V0-10X1,5-WS	
16 mm	0.122 kg/m	Blue	570768	PUN-V0-16X2-BL		
		Black	570767	PUN-V0-16X2-SW		

1) Standard: 50 m

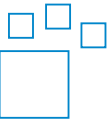
### Ordering data PUN-V0-C

	Outside diameter	Packaging unit [m] <sup>1)</sup>	Product weight according to length	Colour	Part no.	Type
	4 mm	Standard	0.012 kg/m	Blue	570350	PUN-V0-4X1-BL-C
				Black	570349	PUN-V0-4X1-SW-C
	6 mm		0.032 kg/m	Blue	561702	PUN-V0-6X2-BL-C
				Brown	561722	PUN-V0-6X2-BR-C
				Yellow	561718	PUN-V0-6X2-GE-C
				Green	561706	PUN-V0-6X2-GN-C
				Red	561710	PUN-V0-6X2-RT-C
				Black	561698	PUN-V0-6X2-SW-C
				White	561714	PUN-V0-6X2-WS-C
	8 mm		0.049 kg/m	Blue	561703	PUN-V0-8X2-BL-C
				Brown	561723	PUN-V0-8X2-BR-C
				Yellow	561719	PUN-V0-8X2-GE-C
				Green	561707	PUN-V0-8X2-GN-C
				Red	561711	PUN-V0-8X2-RT-C
				Black	561699	PUN-V0-8X2-SW-C
				White	561715	PUN-V0-8X2-WS-C
	10 mm		0.064 kg/m	Blue	561704	PUN-V0-10X2-BL-C
				Brown	561724	PUN-V0-10X2-BR-C
				Yellow	561720	PUN-V0-10X2-GE-C
				Green	561708	PUN-V0-10X2-GN-C
				Red	561712	PUN-V0-10X2-RT-C
Black		561700		PUN-V0-10X2-SW-C		

## Ordering data

Ordering data PUN-V0-C						
	Outside diameter	Packaging unit [m] <sup>1)</sup>	Product weight according to length	Colour	Part no.	Type
	10 mm	Standard	0.064 kg/m	White	561716	PUN-V0-10X2-WS-C
	12 mm		0.08 kg/m	Blue	561705	PUN-V0-12X2-BL-C
			Brown	561725	PUN-V0-12X2-BR-C	
			Yellow	561721	PUN-V0-12X2-GE-C	
			Green	561709	PUN-V0-12X2-GN-C	
			Red	561713	PUN-V0-12X2-RT-C	
			Black	561701	PUN-V0-12X2-SW-C	
	14 mm		0.096 kg/m	Blue	570352	PUN-V0-14X2-BL-C
		Black	570351	PUN-V0-14X2-SW-C		
	16 mm	0.147 kg/m	Blue	570354	PUN-V0-16X2,5-BL-C	
			Black	570353	PUN-V0-16X2,5-SW-C	

1) Standard: 50 m

Ordering data – Modular product system			
	Short type code	Part no.	Type
	PUN, PUN-CM, PUN-H, PUN-V0, PUN-V0-C	553573	PUN