




VTSA-F-CB
51E-F33GCQP-RC
46P-B-YZCB-UYLNGWOGWYBA-CSJLL



In the future, the following additional products will be provided via our SchematicSolution service. Current available products and more information at www.festo.com/appworld.



CPV



YHBP

Improvements and suggestions to our service as well as product wishes sent to design_tool@festo.com

Software End User Contract see:
www.festo.com/eula

Table of contents

System	Mounting location	Document name	Page	Page description	Revision	Date	Edited by
		&MAA	1	Cover sheet		23.07.2020	DE9U4115
		&MAB	1	Table of contents		23.07.2020	DE9U4115
		&MDB	1	Structure identifier overview		23.07.2020	DE9U4115
		&MDB	2	Structure identifier overview		23.07.2020	DE9U4115
		&MDB	3	Structure identifier overview		23.07.2020	DE9U4115
		&MPC	1	Summarized parts list		23.07.2020	DE9U4115
		&MPC	2	Summarized spare parts list		23.07.2020	DE9U4115
		&MPC	3	Item parts list		23.07.2020	DE9U4115
		&MPC	4	Spare parts list		23.07.2020	DE9U4115
		&MPC	4.1	Spare parts list		23.07.2020	DE9U4115
A1	V1	&ELU	1	Panel layout		23.07.2020	DE9U4115
	V1	&EFA	1	CPX_Module 1		23.07.2020	DE9U4115
	V1	&EFA	2	Bus port 1		23.07.2020	DE9U4115
	V1	&EFA	3	Interface 1		23.07.2020	DE9U4115
	V1	&EFS	1	Valve coils 1 - 3		23.07.2020	DE9U4115
	V1	&EFS	2	electrical Supply 2		23.07.2020	DE9U4115
	V1	&MFA	1	Fluid power Overview 1		23.07.2020	DE9U4115
	V1	&MFS	1	Fluid power supply overview 1		23.07.2020	DE9U4115
	V1	&MFS	2	Sub-base module block 2.0		23.07.2020	DE9U4115
	V1	&MFS	3	Sub-base module block 2.1		23.07.2020	DE9U4115
	V1	&MFS	4	Sub-base module block 3.0		23.07.2020	DE9U4115
	V1	&MFS	5	Sub-base module block 3.1		23.07.2020	DE9U4115

© Copyright by Festo AG & Co. KG. All rights reserved. Referred to protection notice ISO 16016

&MAA/1

&MDB/1

Project status		xxx		Customer name			Table of contents		DE &MAB		
		Date	23.07.2020	Technical designer			Project no.:		Project Number		=
		Edit by	23.07.2020	DE9U4115			Productionorder:		SAP PRODUCTION_ORDER / NETWORK		Pg 1
Modification		Date	Name	Standard	EN60204-1/2006-06					Pg 1	

DIN A3 23.07.2020

Structure identifier overview

Full designation	Labeling	Structure description
=A1	Anlage	

Project status		xxx	
Date	23.07.2020	Technical designer	
Edit by	23.07.2020	DE9U4115	
Modification	Date	Name	Standard
			EN60204-1/2006-06

Customer name	FESTO template IEC 81346 / EN61355
---------------	------------------------------------



Structure identifier overview

		DE	&MDB
Project no.:	Project Number	=	
		+	
Productionorder:	SAP PRODUCTION_ORDER / NETWORK	Pg	1
		Pg	3

Structure identifier overview

Full designation	Labeling	Structure description
+V1	Einbauort	

Project status		xxx	
Date	23.07.2020	Technical designer	
Edit by	23.07.2020	DE9U4115	
Modification	Date	Name	Standard
			EN60204-1/2006-06

Customer name	FESTO template IEC 81346 / EN61355
---------------	------------------------------------



Structure identifier overview

		DE	&MDB
Project no.:	Project Number	=	
Productionorder:	SAP PRODUCTION_ORDER / NETWORK	+	
		Pg	2
		Pg	3

Structure identifier overview

Full designation	Labeling	Structure description
&MAA	Dokumentenart	Cover sheet
&MAB	Dokumentenart	Table of contents
&MDB	Dokumentenart	Structure identifier overview
&MPC	Dokumentenart	Bill of materials
&MEC	Dokumentenart	Technical documentation
&MTB	Dokumentenart	Construction design
&MTL	Dokumentenart	Control cabinet construction, terminal box construction
&ELU	Dokumentenart	Panel layout
&EFA	Dokumentenart	Functional overview documents
&EFS	Dokumentenart	Circuit diagram, electric
&MFA	Dokumentenart	Functional overview documents
&MFS	Dokumentenart	Circuit diagram Fluid power
&MFE	Dokumentenart	Functional descriptions
&EMA	Dokumentenart	Terminal diagram, Plug diagram
&EMB	Dokumentenart	Cable overview, Cable diagram

Project status	xxx		
	Date	23.07.2020	Technical designer
	Edit by	23.07.2020	DE9U4115
	Approved		
Modification	Date	Name	Standard
			EN60204-1/2006-06

Customer name

FESTO template IEC 81346 / EN61355



Structure identifier overview

	DE	&MDB	
Project no.:	Project Number	=	
		+	
Productionorder:	SAP PRODUCTION_ORDER / NETWORK	Pg	3
		Pg	3

Summarized parts list

Quantity	Order number	Type number	Designation	Σ Length [m]	Manufacturer
1	8073100	VTSA-F-CB	Valve manifold	0	FESTO

Project status		xxx		Customer name		 Summarized parts list		DE &MPC					
	Date	23.07.2020	Technical designer	FESTO template IEC 81346 / EN61355				Project no.:		Project Number			
	Edit by	23.07.2020	DE9U4115			<table border="1"> <tr> <td>Pg</td> <td>1</td> </tr> <tr> <td>Pg</td> <td>4.1</td> </tr> </table>		Pg	1	Pg	4.1	Productionorder:	
Pg	1												
Pg	4.1												
Modification	Date	Name	Standard	EN60204-1/2006-06									

Summarized parts list

Quantity	Order number	Type number	Designation	Σ Length [m]	Manufacturer
1	8068240	VABA-S6-1-X2-F1-CB	Pneumatic interface	0	FESTO
1	548755	CPX-FB33	Bus node	0	FESTO
1	550208	CPX-M-GE-EV-S-7/8-5POL	Interlinking block	0	FESTO
1	8066569	VSVA-BT-M32CS1-MYE-A2-1T5L-PA	Solenoid valve	0	FESTO
1	539182	VSVA-B-B52-ZD-A2-1T1L	Solenoid valve	0	FESTO
3	1045554	VSVA-B-...-A2-	Seal 18	0	FESTO
2	539213	VABB-S4-2-WT	Blanking plate	0	FESTO
3	668436	VABD-S6-1-C	Seal	0	FESTO
1	3569	B-1/4	Blanking plug	0	FESTO
1	3568	B-1/8	Blanking plug	0	FESTO
1	1205860	AMTE-M-LH-G18	Silencer	0	FESTO
1	550212	CPX-M-EPL-EV	End plate	0	FESTO
1	8092506	VABF-S6-1-P1A7-G12-CB	Supply plate	0	FESTO
1	8068913	VABV-S4-2HS-G18-CB-2T5	Manifold subbase	0	FESTO
1	8067932	VABV-S4-2HS-G18-CB-2T2	Manifold subbase	0	FESTO
1	539238	VABE-S6-1RZ-G-B1	End plate	0	FESTO

© Copyright by Festo AG & Co. KG. All rights reserved. Referred to protection notice ISO 16016

1

3

Project status		xxx		Customer name			Summarized spare parts list		DE & MPC	
	Date	23.07.2020	Technical designer	FESTO template IEC 81346 / EN61355			Project no.:	Project Number	=	
	Edit by	23.07.2020	DE9U4115				Productionorder:	SAP PRODUCTION_ORDER / NETWORK	Pg	2
Modification	Date	Name	Standard				EN60204-1/2006-06		Pg	4.1

DIN A3 23.07.2020

Item parts list

Reference mark Placement	Quantity	Order number Type number	Designation	X-length Length [m]	Manufacturer	Identcode 1 Identcode 2
-AZ0 =A1+V1&ELU/1.1	1	8073100 VTSA-F-CB	Valve manifold		FESTO	51E-F33GCQP-RC 46P-B-YZCB-UYLNGWOGWYBA-CSJLL

Project status		xxx		Customer name		Item parts list		DE &MPC	
	Date	23.07.2020	Technical designer	FESTO template IEC 81346 / EN61355				Project no.: Project Number	
	Edit by	23.07.2020	DE9U4115					=	
	Approved							+	
Modification	Date	Name	Standard	EN60204-1/2006-06			Productionorder: SAP PRODUCTION_ORDER / NETWORK		Pg 3
								Pg 4.1	4.1

Spare parts list

Reference mark Placement	Quantity	Order number Type number	Designation	X-length Length [m]	Manufacturer	Identcode 1 Identcode 2
-AL1 =A1+V1&EFA/3.1	1	8068240 VABA-S6-1-X2-F1-CB	Pneumatic interface		FESTO	
-KF1 =A1+V1&EFA/1.1	1	548755 CPX-FB33	Bus node		FESTO	
-KF1 =A1+V1&EFA/1.1	1	550208 CPX-M-GE-EV-S-7/8-5POL	Interlinking block		FESTO	
-QM1 =A1+V1&MFA/1.1	1	8066569 VSVA-BT-M32CS1-MYE-A2-1T5L-PA	Solenoid valve		FESTO	
-QM2 =A1+V1&MFA/1.1	1	539182 VSVA-B-B52-ZD-A2-1T1L	Solenoid valve		FESTO	
-QM2-RN1 =A1+V1&MFS/3.1	1	1045554 VSVA-B-...-A2-	Seal 18		FESTO	
-RN1 =A1+V1&MFA/1.2	1	539213 VABB-S4-2-WT	Blanking plate		FESTO	
-RN1-RN1 =A1+V1&MFS/4.1	1	1045554 VSVA-B-...-A2-	Seal 18		FESTO	
-RN2 =A1+V1&MFA/1.2	1	539213 VABB-S4-2-WT	Blanking plate		FESTO	
-RN2-RN1 =A1+V1&MFS/5.1	1	1045554 VSVA-B-...-A2-	Seal 18		FESTO	
-RN3 =A1+V1&MFS/1.3	1	668436 VABD-S6-1-C	Seal		FESTO	
-RN4 =A1+V1&MFS/1.4	1	3569 B-1/4	Blanking plug		FESTO	
-RN5 =A1+V1&MFS/2.2	1	3568 B-1/8	Blanking plug		FESTO	
-RN7 =A1+V1&MFS/3.3	1	668436 VABD-S6-1-C	Seal		FESTO	
-RN8 =A1+V1&MFS/5.3	1	668436 VABD-S6-1-C	Seal		FESTO	

© Copyright by Festo AG & Co. KG. All rights reserved. Referred to protection notice ISO 16016

4.1
DIN A3 23.07.2020

Spare parts list

Reference mark Placement	Quantity	Order number Type number	Designation	X-length Length [m]	Manufacturer	Identcode 1 Identcode 2
-RP1 =A1+V1&MFS/2.1	1	1205860 AMTE-M-LH-G18	Silencer		FESTO	
-XD1 =A1+V1&EFS/2.0	1	550212 CPX-M-EPL-EV	End plate		FESTO	
-XL1 =A1+V1&MFA/1.0	1	8092506 VABF-S6-1-P1A7-G12-CB	Supply plate		FESTO	
-XL2 =A1+V1&MFA/1.1	1	8068913 VABV-S4-2HS-G18-CB-2T5	Manifold subbase		FESTO	
-XL3 =A1+V1&MFA/1.2	1	8067932 VABV-S4-2HS-G18-CB-2T2	Manifold subbase		FESTO	
-XL4 =A1+V1&MFA/1.2	1	539238 VABE-S6-1RZ-G-B1	End plate		FESTO	

=A1+V1&ELU/1

Project status		xxx	
Date	23.07.2020	Technical designer	
Edit by	23.07.2020	DE9U4115	
Approved			
Modification	Date	Name	Standard
			EN60204-1/2006-06

Customer name
FESTO template IEC 81346 / EN61355



Spare parts list

		DE &MPC
Project no.:	Project Number	=
		+
Productionorder:	SAP PRODUCTION_ORDER / NETWORK	Pg 4.1
		Pg 4.1

-AZO

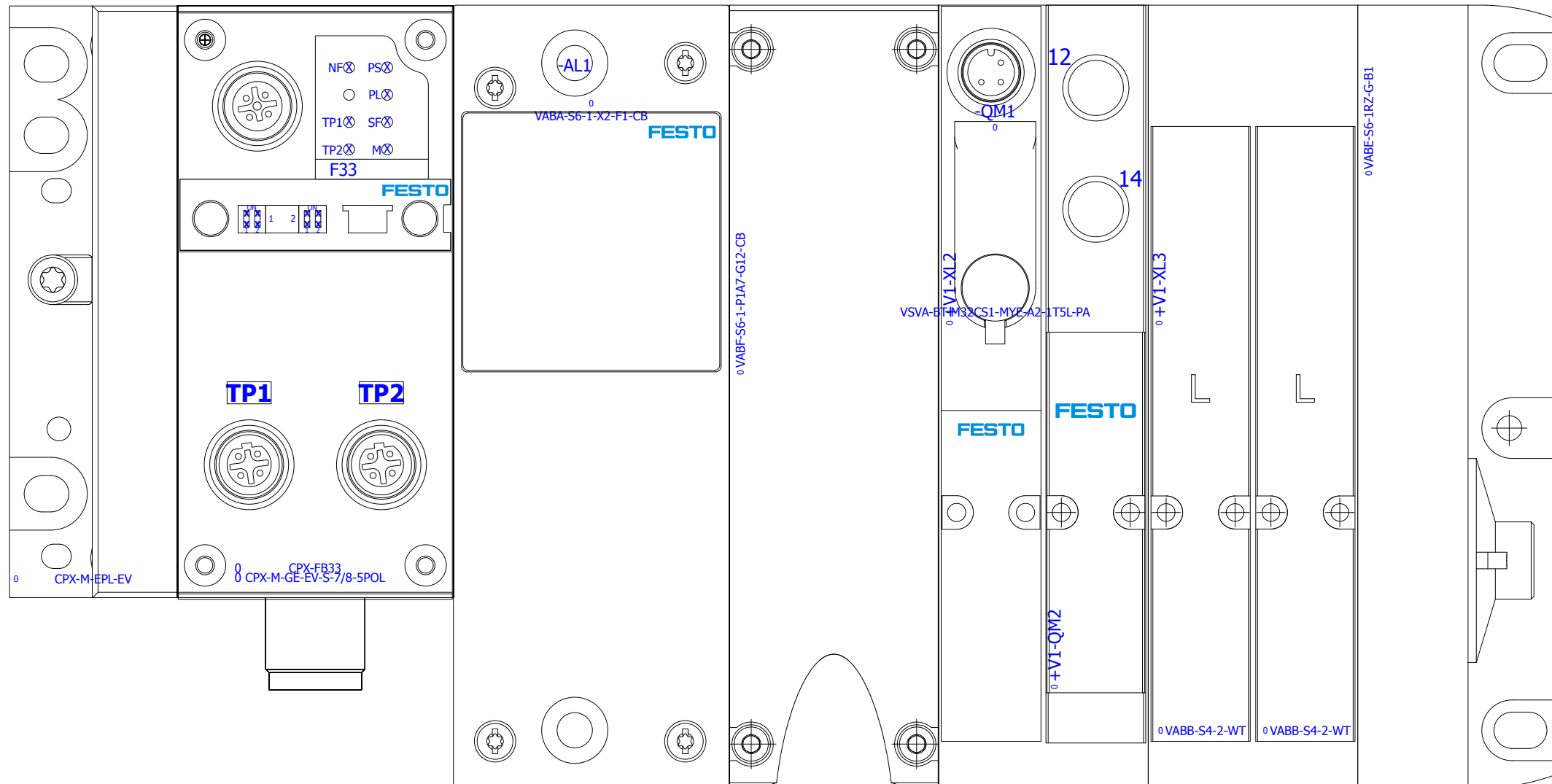
ID1:

ID2:

Other parts

+V1-XD1
&EFS/2.0

+V1-KF1
&EFA/1.1



© Copyright by Festo AG & Co. KG. All rights reserved. Referred to protection notice ISO 16016

=+&MPC/4.1

&EFA/1

Project status	xxx		
Date	23.07.2020	Technical designer	
Edit by	23.07.2020	DE9U4115	
Approved			
Modification	Date	Name	Standard EN60204-1/2006-06

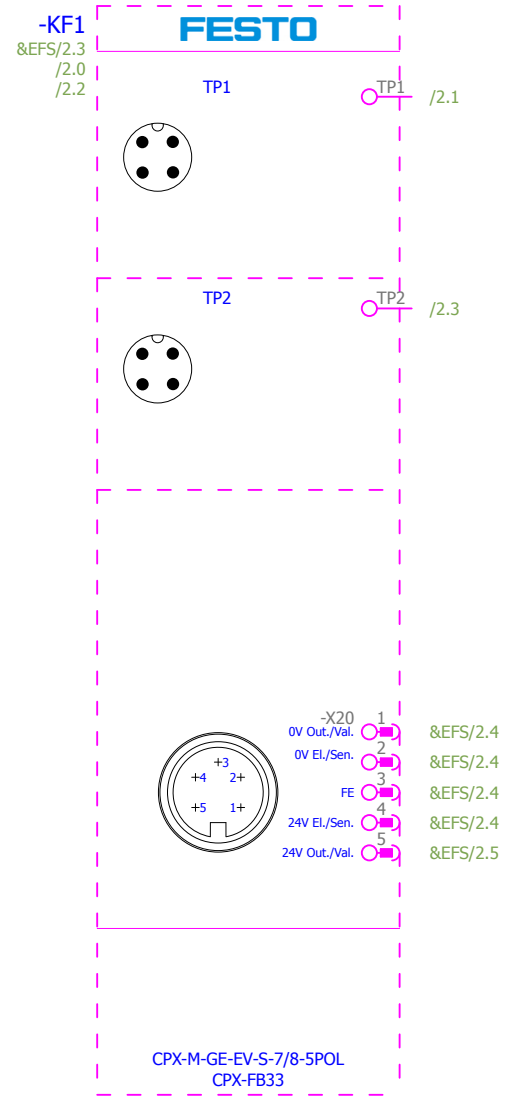
Customer name	FESTO template IEC 81346 / EN61355
---------------	------------------------------------



Panel layout

Project no.:	Project Number	DE &ELU = A1 + V1
Productionorder:	SAP PRODUCTION_ORDER / NETWORK	Pg 1
		Pg 1

DIN A3 23.07.2020



© Copyright by Festo AG & Co. KG. All rights reserved. Referred to protection notice ISO 16016

&ELU/1

2

Project status	xxx		
	Date	23.07.2020	Technical designer
	Edit by	23.07.2020	DE9U4115
	Approved		
Modification	Date	Name	Standard EN60204-1/2006-06

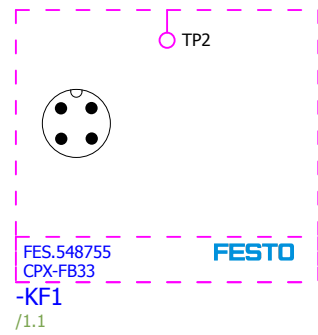
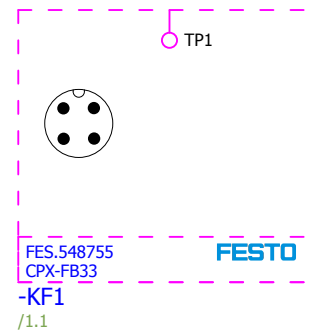
Customer name
FESTO template IEC 81346 / EN61355



CPX_Module 1

	DE	&EFA	
Project no.:	Project Number	= A1	
		+ V1	
Productionorder:	SAP PRODUCTION_ORDER / NETWORK	Pg	1
		Pg	3

DIN A3 23.07.2020



© Copyright by Festo AG & Co. KG. All rights reserved. Referred to protection notice ISO 16016

1

3

Project status	xxx		
	Date	23.07.2020	Technical designer
	Edit by	23.07.2020	DE9U4115
	Approved		
Modification	Date	Name	Standard
			EN60204-1/2006-06

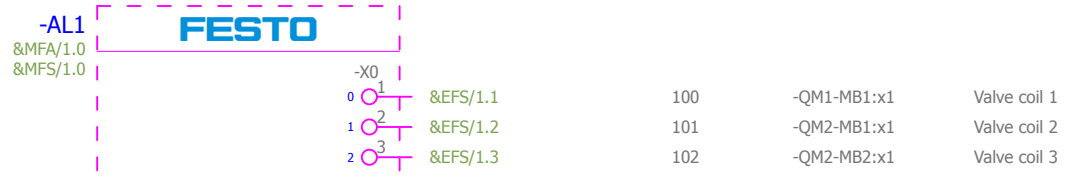
Customer name
FESTO template IEC 81346 / EN61355



Bus port 1

	DE	&EFA	
Project no.:	Project Number	= A1	
		+ V1	
Productionorder:	SAP PRODUCTION_ORDER / NETWORK	Pg	2
		Pg	3

DIN A3 23.07.2020



FES.8068240
VABA-S6-1-X2-F1-CB

© Copyright by Festo AG & Co. KG. All rights reserved. Referred to protection notice ISO 16016

2

&EFS/1

Project status		xxx	
Date	23.07.2020	Technical designer	
Edit by	23.07.2020	DE9U4115	
Approved			
Modification	Date	Name	Standard
			EN60204-1/2006-06

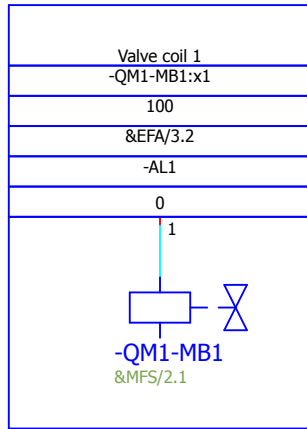
Customer name
FESTO template IEC 81346 / EN61355



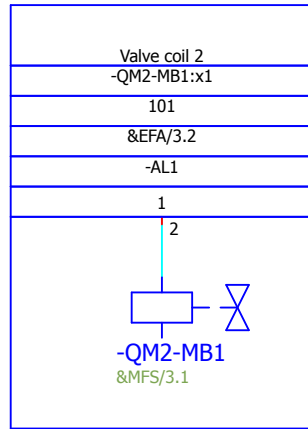
Interface 1

		DE	&EFA
Project no.:	Project Number	=	A1
		+	V1
Productionorder:	SAP PRODUCTION_ORDER / NETWORK	Pg	3
		Pg	3

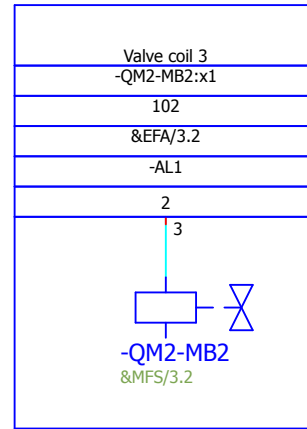
DIN A3 23.07.2020



Valve coil 1



Valve coil 2



Valve coil 3

© Copyright by Festo AG & Co. KG. All rights reserved. Referred to protection notice ISO 16016

&EFA/3

2

Project status		xxx	
Date	23.07.2020	Technical designer	
Edit by	23.07.2020	DE9U4115	
Approved			
Modification	Date	Name	Standard
			EN60204-1/2006-06

Customer name	FESTO template IEC 81346 / EN61355
---------------	------------------------------------



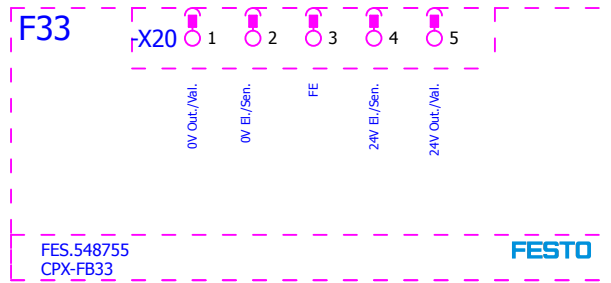
Valve coils 1 - 3

		DE	&EFS
Project no.:	Project Number	=	A1
		+	V1
Productionorder:	SAP PRODUCTION_ORDER / NETWORK	Pg	1
		Pg	2

DIN A3 23.07.2020



-XD1
&ELU/1.0



-KF1
&EFA/1.1

© Copyright by Festo AG & Co. KG. All rights reserved. Referred to protection notice ISO 16016

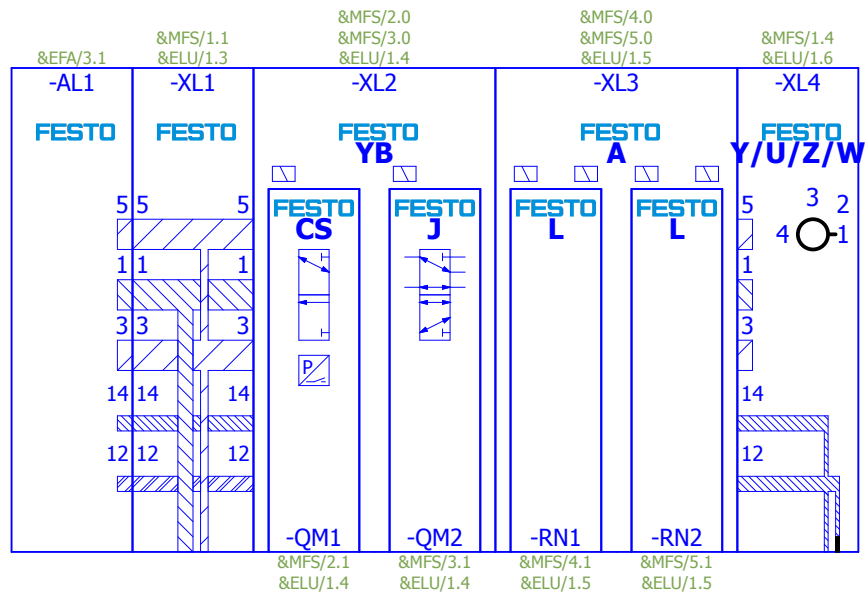
Project status		xxx	
Date	23.07.2020	Technical designer	
Edit by	23.07.2020	DE9U4115	
Approved			
Modification	Date	Name	Standard
			EN60204-1/2006-06

Customer name	FESTO template IEC 81346 / EN61355
---------------	------------------------------------



electrical Supply 2

		DE	&EFS
Project no.:	Project Number	=	A1
		+	V1
Productionorder:	SAP PRODUCTION_ORDER / NETWORK	Pg	2
		Pg	2



© Copyright by Festo AG & Co. KG. All rights reserved. Referred to protection notice ISO 16016

&EFS/2

&MFS/1

Project status	xxx		
Date	23.07.2020	Technical designer	
Edit by	23.07.2020	DE9U4115	
Approved			
Modification	Date	Name	Standard
			EN60204-1/2006-06

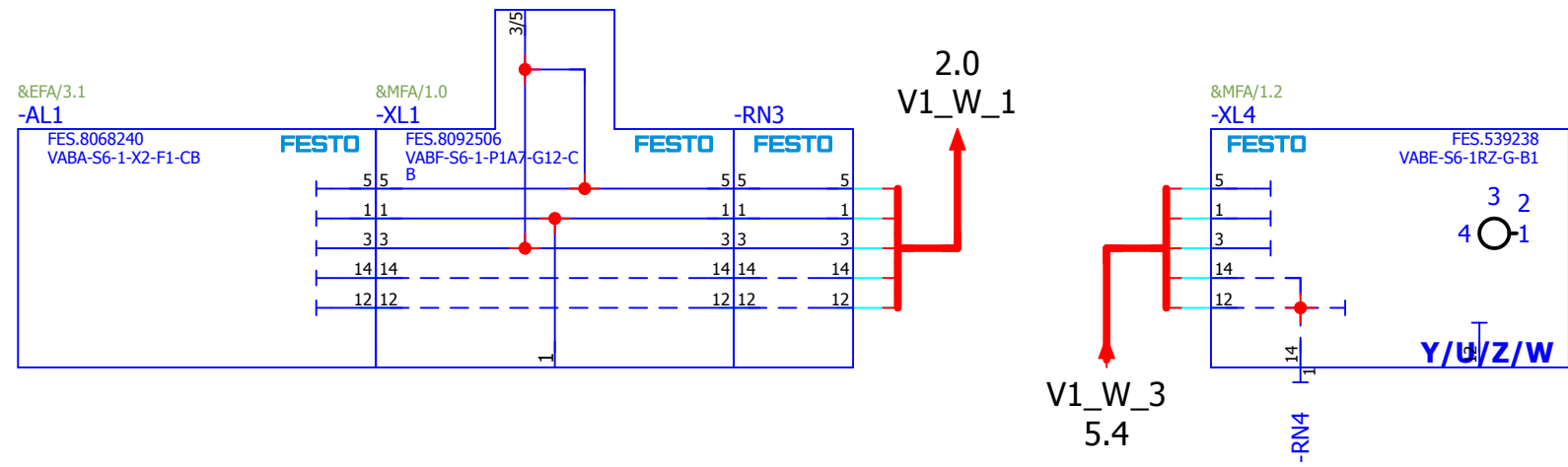
Customer name
FESTO template IEC 81346 / EN61355



Fluid power Overview 1

		DE	&MFA
Project no.:	Project Number	= A1	
		+ V1	
Productionorder:	SAP PRODUCTION_ORDER / NETWORK	Pg	1
		Pg	1

DIN A3 23.07.2020



© Copyright by Festo AG & Co. KG. All rights reserved. Referred to protection notice ISO 16016

&MFA/1

2

Project status	xxx		
Date	23.07.2020	Technical designer	
Edit by	23.07.2020	DE9U4115	
Approved			
Modification	Date	Name	Standard
			EN60204-1/2006-06

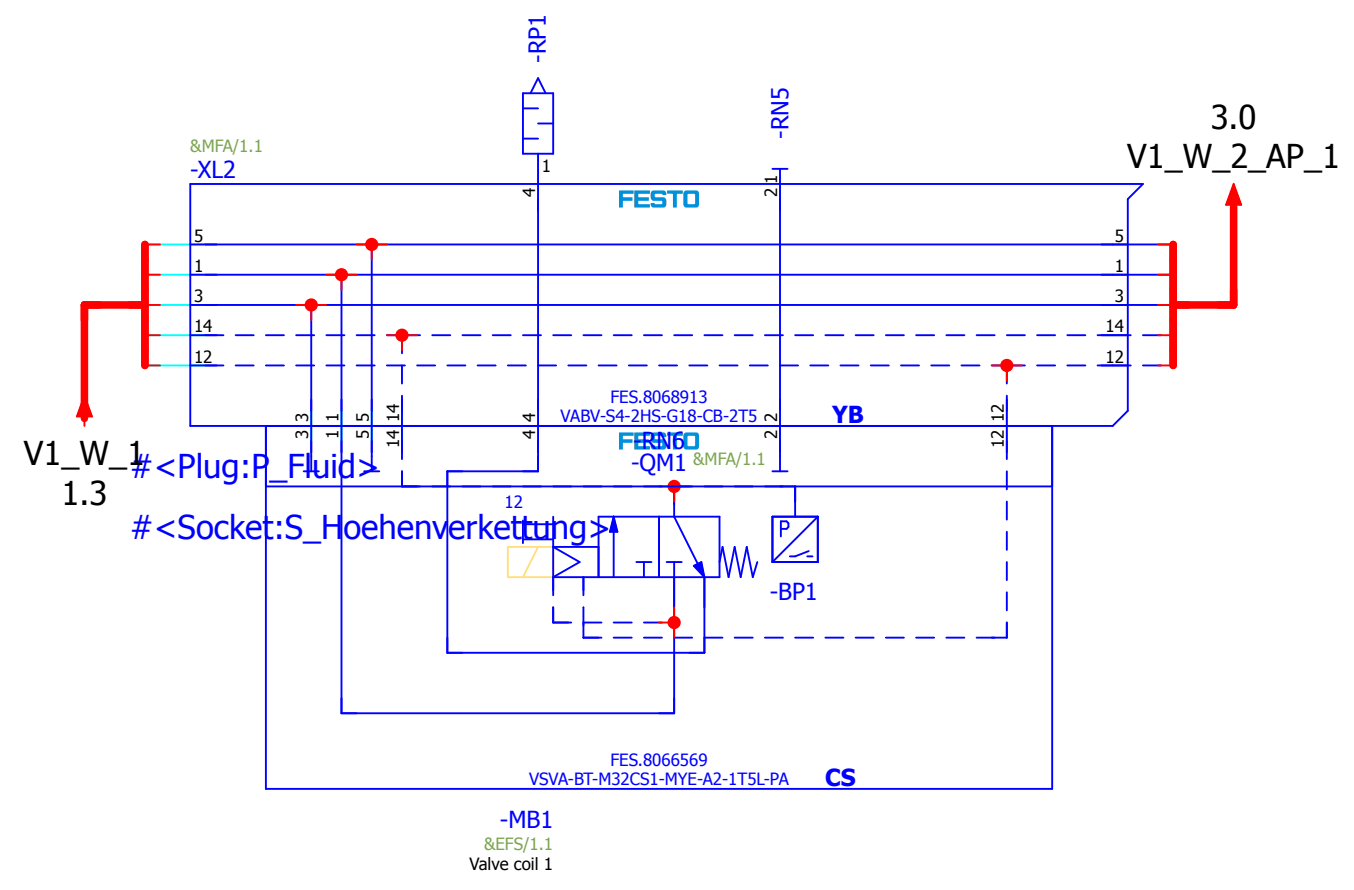
Customer name
FESTO template IEC 81346 / EN61355



Fluid power supply overview 1

		DE	&MFS
Project no.:	Project Number	=	A1
		+	V1
Productionorder:	SAP PRODUCTION_ORDER / NETWORK	Pg	1
		Pg	5

DIN A3 23.07.2020



© Copyright by Festo AG & Co. KG. All rights reserved. Referred to protection notice ISO 16016

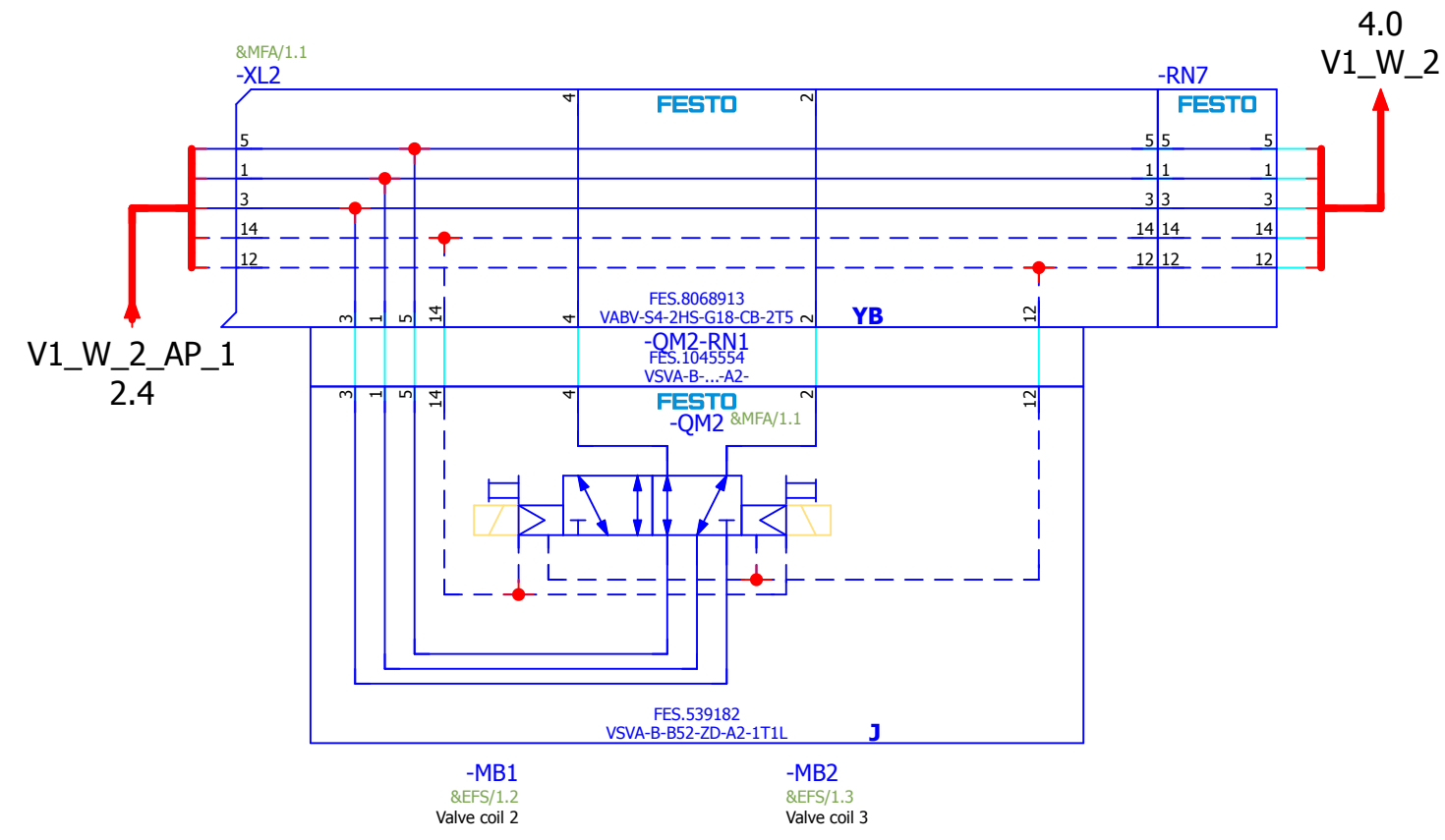
Project status	xxx		
Date	23.07.2020	Technical designer	
Edit by	23.07.2020	DE9U4115	
Approved			
Modification	Date	Name	Standard
			EN60204-1/2006-06

Customer name
FESTO template IEC 81346 / EN61355



Sub-base module block 2.0

		DE &MFS
Project no.:	Project Number	= A1
		+ V1
Productionorder:	SAP PRODUCTION_ORDER / NETWORK	Pg 2
		Pg 5



© Copyright by Festo AG & Co. KG. All rights reserved. Referred to protection notice ISO 16016

2

4

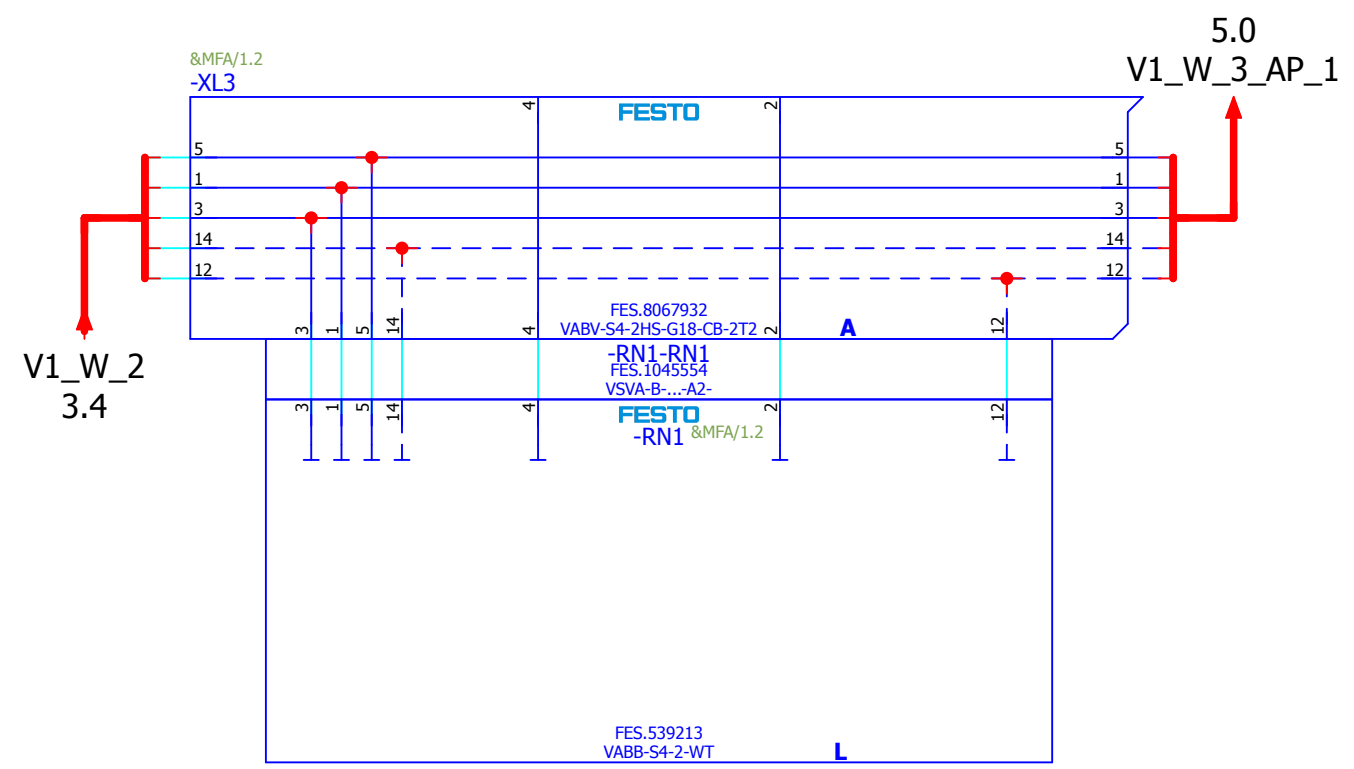
Project status	xxx		
Date	23.07.2020	Technical designer	
Edit by	23.07.2020	DE9U4115	
Approved			
Modification	Date	Name	Standard
			EN60204-1/2006-06

Customer name
FESTO template IEC 81346 / EN61355



Sub-base module block 2.1

		DE &MFS
Project no.:	Project Number	= A1
		+ V1
Productionorder:	SAP PRODUCTION_ORDER / NETWORK	Pg 3
		Pg 5



© Copyright by Festo AG & Co. KG. All rights reserved. Referred to protection notice ISO 16016

3

5

Project status	xxx		
Date	23.07.2020	Technical designer	
Edit by	23.07.2020	DE9U4115	
Approved			
Modification	Date	Name	Standard
			EN60204-1/2006-06

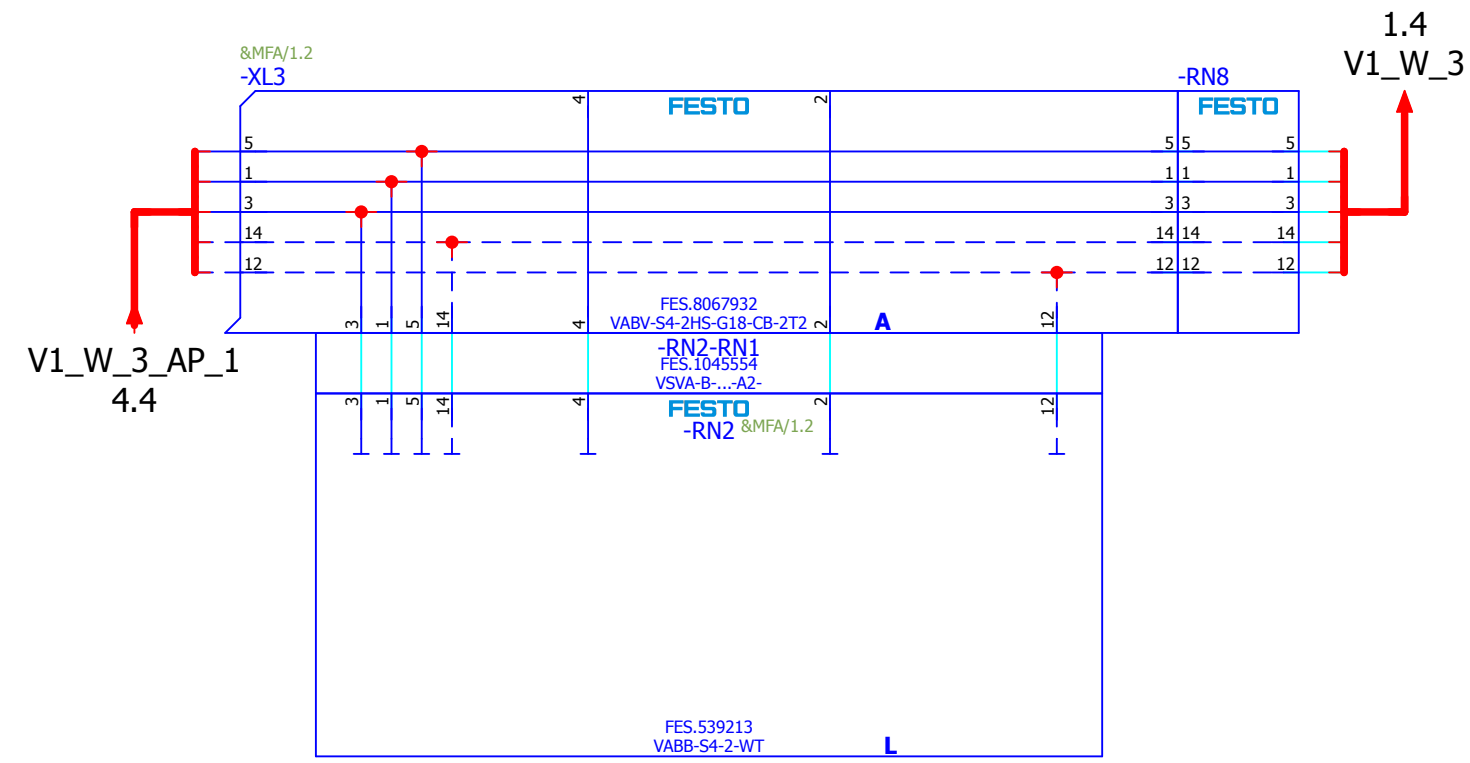
Customer name
FESTO template IEC 81346 / EN61355



Sub-base module block 3.0

		DE &MFS	
Project no.:	Project Number	= A1	
		+ V1	
Productionorder:	SAP PRODUCTION_ORDER / NETWORK	Pg	4
		Pg	5

DIN A3 23.07.2020



© Copyright by Festo AG & Co. KG. All rights reserved. Referred to protection notice ISO 16016

Project status	xxx		
Date	23.07.2020	Technical designer	
Edit by	23.07.2020	DE9U4115	
Approved			
Modification	Date	Name	Standard
			EN60204-1/2006-06

Customer name
FESTO template IEC 81346 / EN61355



Sub-base module block 3.1

		DE &MFS
Project no.:	Project Number	= A1
		+ V1
Productionorder:	SAP PRODUCTION_ORDER / NETWORK	Pg 5
		Pg 5