

Type codes

| 001 | Series |
|------------|----------------------------|
| KVI | Connecting cable |
| 002 | Use |
| CP | CPI interface |
| 003 | Cable characteristic |
| 3 | Suitable for energy chains |
| 004 | |
| GS | Straight plug |
| WS | Angled plug |

| 005 | Connection technology on the right, controller side |
|-------------|---|
| GD | Straight socket |
| WD | Angled socket |
| 006 | Cable length [m] |
| 0,25 | 0.25 m |
| 0,5 | 0.5 m |
| 2,0 | 2 m |
| 5,0 | 5 m |
| 8,0 | 8 m |

Datasheet

Connecting cable KVI-CP

- Connecting cable
- Pre-assembled at both ends
- For connecting components of the installation system CPI
- Cable lengths 0.25 ... 8 m



General technical data

| | |
|-------------------|-----------------|
| Cable designation | Via accessories |
|-------------------|-----------------|

Technical data – Electrical connection 1

| | |
|-----------------------|-------------------|
| Function | Field device side |
| Connection type | Socket |
| Cable outlet | Angled/straight |
| Design | Round |
| Connection technology | M9x0.5 |
| Number of pins/cores | 5 |
| Assigned pins/cores | 5 |
| Type of mounting | Screw-type lock |

Technical data – Electrical connection 2

| | |
|-----------------------|-----------------|
| Function | Controller side |
| Connection type | Plug |
| Cable outlet | Angled/straight |
| Design | Round |
| Connection technology | M9x0.5 |
| Number of pins/cores | 5 |
| Assigned pins/cores | 5 |
| Type of mounting | Screw-type lock |

Technical data – Electrics

| | | |
|--------------------------------|--------|----------------------------------|
| Operating voltage range | [V DC] | 0 ... 30 |
| Surge resistance | [kV] | 1.5 |
| Current rating at 40°C | [A] | 1.6 |
| Note on current rating at 40°C | | 2.3 A for 0.34 mm ² |
| | | 3.6 A for 0.49 mm ² |
| Pollution degree | | 1 |
| Contact durability | | 500 |
| Additional functions | | Contact 3 of socket 1 mm leading |

Datasheet

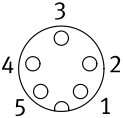
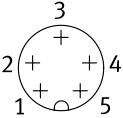
| Technical data – Cable | | | |
|---|--------------------|-------------------------------------|------|
| Cable diameter | [mm] | 5.5 | |
| Cable composition | [mm ²] | 2x0.25 + 2x0.34 + 0.49 | |
| | | Shielded | |
| Nominal conductor cross section | [mm ²] | 0.25 | 0.34 |
| | | | 0.49 |
| Cable characteristic | | Suitable for use with energy chains | |
| Bending radius, flexible cable installation | [mm] | ≥75 | |
| Test conditions, cable | | Test conditions on request | |

| Materials | |
|------------------------|----------------------|
| Housing | PA, PBT, TPE-U(PUR) |
| Housing colour | Black |
| Screw-type lock | Brass, nickel-plated |
| Pin contacts | Bronze, gold-plated |
| | Gold-plated brass |
| Cable sheath | TPE-U(PUR) |
| Cable sheath colour | Light grey |
| Insulating sheath | TPE-U(PUR) |
| Note on materials | RoHS-compliant |
| LABS (PWIS) conformity | VDMA24364-B2-L |

| Operating and environmental conditions | |
|--|------------------------|
| Ambient temperature | [°C] –20 ... +80 |
| Ambient temperature with flexible cable installation | [°C] –5 ... +80 |
| Corrosion resistance class CRC ¹⁾ | 1 |
| CE marking (see declaration of conformity) ²⁾ | To EU RoHS Directive |
| UKCA marking (see declaration of conformity) ²⁾ | To UK RoHS regulations |
| Degree of protection | IP65 |
| | IP67 |
| Note on degree of protection | In mounted state |

1) More information www.festo.com/x/topic/crc2) More information www.festo.com/catalogue/... → Support/Downloads.

Datasheet

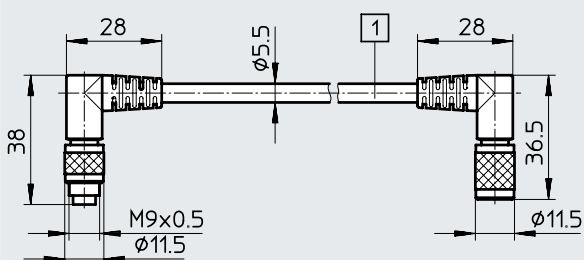
| Circuitry (socket/plug view) | | Wire colour ¹⁾ | | |
|---|-----|---------------------------|---------|---|
| Electrical connection 1 | Pin | | Pin | Electrical connection 2 |
|  | 1 | YE | 1 |  |
| | 2 | GY | 2 | |
| | 3 | GN | 3 | |
| | 4 | WH | 4 | |
| | 5 | BN | 5 | |
| Housing | | Shielding | Housing | |

1) According to IEC 757

Dimensions

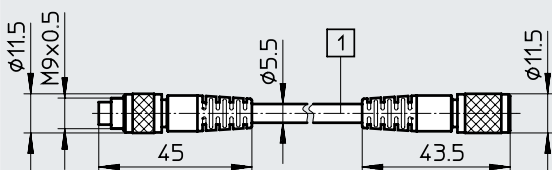
Download CAD data → www.festo.com

KVI-CP-3-WSWD-...



[1] Cable lengths 0.25 m, 0.5 m, 2 m, 5 m, or 8 m depending on the order

KVI-CP-3-GSGD-...

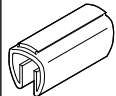


[1] Cable length 2 m, 5 m or 8 m, depending on the order

Ordering data

| Electrical connection | Cable length [m] | Weight [g] | Part no. | Type |
|---------------------------------|------------------|------------|----------|---------------------|
| Straight socket – straight plug | 2 | 113.8 | 540332 | KVI-CP-3-GS-GD-2 |
| | 5 | 255.4 | 540333 | KVI-CP-3-GS-GD-5 |
| | 8 | 397 | 540334 | KVI-CP-3-GS-GD-8 |
| Angled socket – angled plug | 0.25 | 33.6 | 540327 | KVI-CP-3-WS-WD-0.25 |
| | 0.5 | 45.4 | 540328 | KVI-CP-3-WS-WD-0.5 |
| | 2 | 116.2 | 540329 | KVI-CP-3-WS-WD-2 |
| | 5 | 257.8 | 540330 | KVI-CP-3-WS-WD-5 |
| | 8 | 399.4 | 540331 | KVI-CP-3-WS-WD-8 |

Ordering data – Accessories

| | | Part no. | Type |
|--|--|----------|-------|
|  | Inscription labels for attaching to a cable with diameter 5 ... 8 mm | 33361 | KM-BZ |