
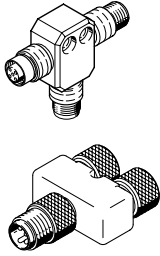
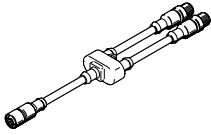
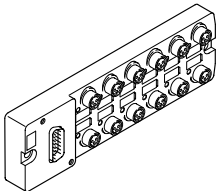


Distributors, universal

FESTO



Product range overview

Function	Version	Version	Type	Connection technology	Degree of protection	→ Page/ Internet
T-distributor		Round plug M12				
		3-pin	NEDU-L2R1-V8-M12G5-M12G5	1x socket M12, 5-pin 1x plug M12, 2-pin	IP65, IP67	3
		4-pin	NEDU-M12D4-M12T4-IS	2x socket M12, 4-pin	IP65, IP67	5
		5-pin	FB-TA-M12	2x socket M12, 5-pin	IP67	7
NEDU-L2R1-V10-M12G5-M12G5	2x socket M12, 5-pin		IP65, IP67	7		
Y-distributor with cable		Socket M12				
		5-pin	NEDU-L1R2-M12G5-M12LE-1R	1x plug M12, 3-pin 1x open end, 2-wire	IP40, IP65, IP68, IP69K	9
		8-pin	NEBV-M12G8-KD-3-M12G4	2x plug M12, 4-pin	IP67	12
		8-pin	NEDU-L1R2-V9-M12G8-...	2x open cable end	IP65, IP67	12
		Plug RJ45				
12-pin	NEDU-L1R2-R3L1G12M22	1x plug RJ45, 8-pin 1x socket USB 2.0 type B	IP20, IP66, IP67	16		
Multiple distributor/multi-pin plug distributor		Round plug M12				
		8-pin	NEDU-L4R1-M8G3L-M12G8	4x socket M8, 3-pin	IP68	18
			NEDU-L6R1-M8G3L-M12G8	6x socket M8, 3-pin	IP68	18
		Sub-D plug				
		15-pin	MPV-E/A08-M8	8x socket M8, 3-pin	IP65	21
MPV-E/A12-M8	12x socket M8, 3-pin		IP65	21		

Datasheet

Push-in T-connector NEDU-L2R1-V8

- T-adapter
- For IO-Link



General technical data

Based on standard	EN 61076-2-101
Electrical connection 1	Straight socket, M12, 5-pin, A-coded
Electrical connection 2	Straight plug, M12, 2-pin, A-coded
Electrical connection 3	Straight plug, M12, 3-pin, A-coded
Type of mounting	Screw-in
Max. tightening torque [Nm]	0.6
Operating voltage range [V DC]	0 ... 30
Surge resistance [kV]	1.5
Current rating [A]	4
Degree of protection to EN 60529	IP65, IP67, in assembled state
Product weight [g]	28

Materials

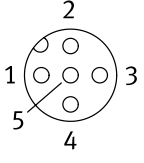
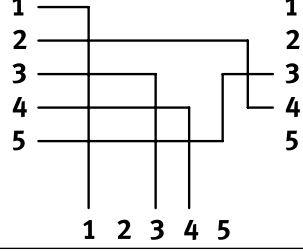
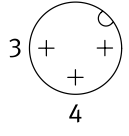
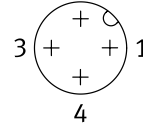
Housing	TPE-U(PUR)
Housing colour	Black
Union nut	Die-cast zinc, nickel-plated
Seals	FPM
Pin contacts	Gold-plated copper alloy
Note on materials	RoHS-compliant
PWIS conformity	VDMA24364-B2-L

Operating and environmental conditions

Ambient temperature [°C]	-25 ... +85
Corrosion resistance class CRC ¹⁾	2
Pollution degree	3

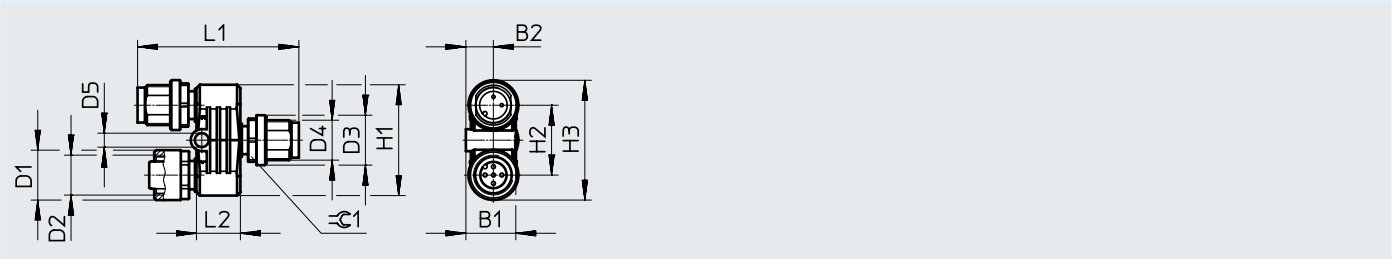
1) More informationen www.festo.com/x/topic/kbk

Datasheet

Circuitry (socket/plug view)	Circuitry		
			
			

Dimensions

Download CAD data → www.festo.com



Type	B1	B2	D1	D2	D3	D4	D5	H1	H2	H3	L1	L2	⌀ 1
NEDU-L2R1-V8	15	8.3	15	M12	15	M12	4.2	33.3	21	36	48.5	13.2	13

Ordering data

Electrical connection	Product weight [g]	Part no.	Type
Plug M12, A-coded, 3-pin	28	2839846	NEDU-L2R1-V8-M12G5-M12G5
1x socket M12, A-coded, 5-pin 1x plug M12, A-coded, 2-pin			

Datasheet

Push-in T-connector NEDU-M

• T-adapter

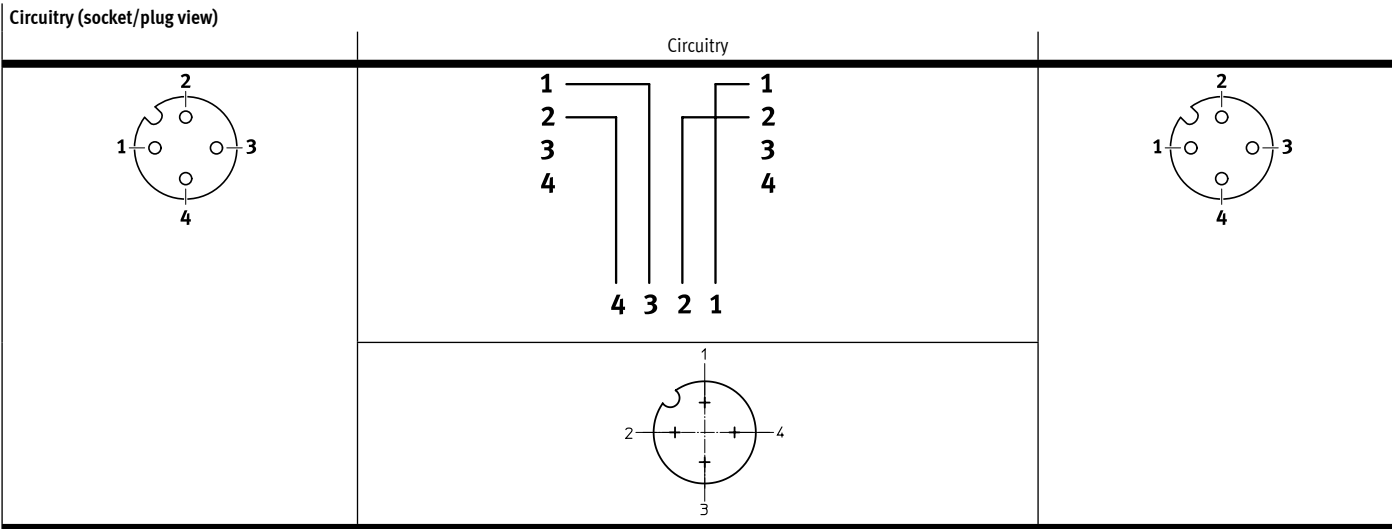


General technical data		
Based on standard		EN 61076-2-101
Type of mounting		Screw-in
Contact durability		100
Operating voltage range	[V DC]	0 ... 30
Degree of protection to EN 60529		IP65, IP67
Based on standard		EN 61076-2-101
Max. tightening torque	[Nm]	0.5
Product weight	[g]	25.5

Materials	
Housing	Reinforced TPE-U(PU)
	Die-cast zinc
Pin contacts	Gold-plated copper alloy
Union nut	Reinforced PA
Seals	FPM
Note on materials	RoHS-compliant
PWIS conformity	VDMA24364-B2-L

Operating and environmental conditions		
Ambient temperature	[°C]	-25 ... +85
Corrosion resistance class CRC		3 ¹⁾

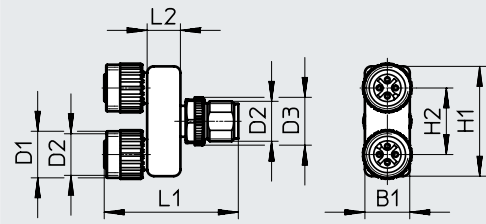
1) More informationen www.festo.com/x/topic/kbk



Datasheet

Dimensions

Download CAD data → www.festo.com



Type	B1	D1 ∅	D2	D3 ∅	H1	H2	L1	L2
NEDU-M12D4-M12T4-IS	13.5	14	M12	14.4	33	20	40.3	10

Ordering data

Electrical connection	Part no.	Type
Plug M12, A-coded, 4-pin	562248	NEDU-M12D4-M12T4-IS

Datasheet

T-adapter
FB-TA
NEDU-L2R1-V10

- T-adapter
- Branch line for connecting and disconnecting fieldbus components
- Connected fieldbus components can be disconnected without interrupting signal transmission (to other components)



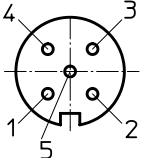
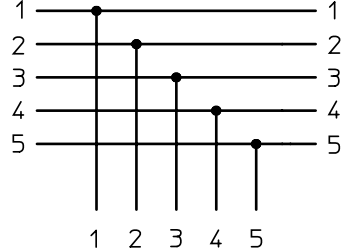
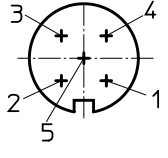
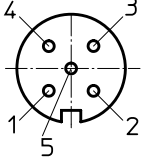
General technical data		
Type	FB-TA	NEDU-L2R1-V10
Based on standard	–	EN 61076-2-101
Electrical connection 3	Plug, M12, 5-pin	Straight plug, M12, 5-pin, A-coded
Electrical connection 1	M12 socket, 5-pin	Straight socket, M12, 5-pin, A-coded
Electrical connection 2	M12 socket, 5-pin	Straight socket, M12, 5-pin, A-coded
Type of mounting	Via through-hole	Screw-in
Max. tightening torque [Nm]	–	0.6
Operating voltage range [V DC]	10 ... 30	0 ... 30
Surge resistance [kV]	–	1.5
Current rating [A]	4	4
Degree of protection to EN 60529	IP67, in assembled state	IP65, IP67, in assembled state

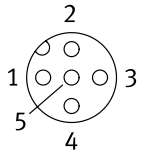
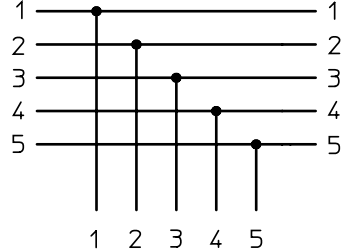
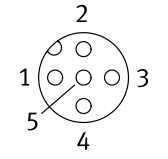
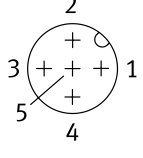
Materials		
Type	FB-TA	NEDU-L2R1-V10
Housing	–	TPE-U(PUR)
Housing colour	–	Black
Union nut	–	Die-cast zinc, nickel-plated
Seals	–	FPM
Pin contacts	–	Gold-plated copper alloy
Note on materials	–	RoHS-compliant
PWIS conformity	VDMA24364-B2-L	VDMA24364-B2-L

Operating and environmental conditions		
Type	FB-TA	NEDU-L2R1-V10
Ambient temperature [°C]	–25 ... +90	–25 ... +85
Corrosion resistance class CRC ¹⁾	–	2
Pollution degree	–	3

1) More informationen www.festo.com/x/topic/kbk

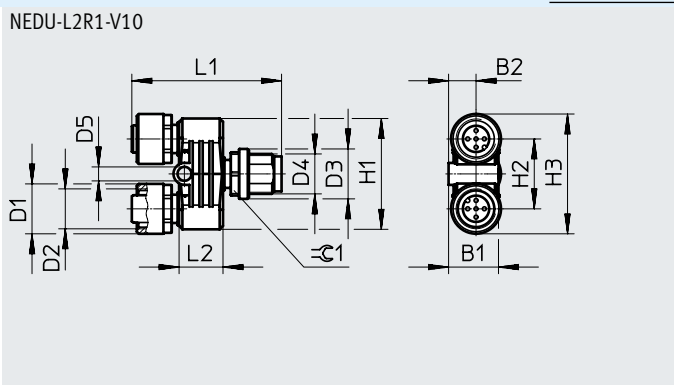
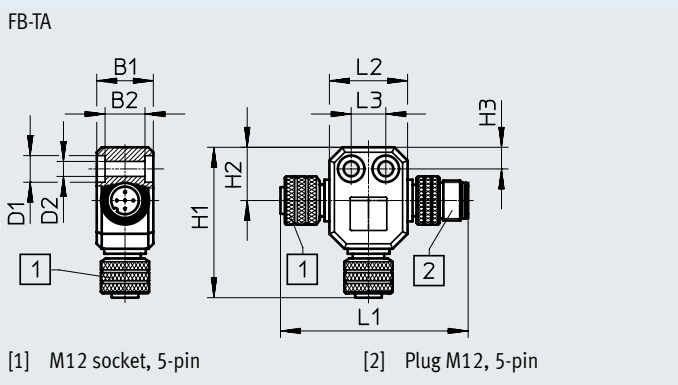
Datasheet

Circuitry (socket/plug view)	Circuitry	
FB-TA		
		
		

NEDU-L2R1-V10		
		
		

Dimensions

Download CAD data → www.festo.com



Type	B1	B2	D1	D2	D3	D4	D5	H1	H2	H3	L1	L2	L3	±0.1
FB-TA	17	12	8	4.5	-	-	-	45.2	16	6.5	57	23.5	10.4	-
NEDU-L2R1-V10	15	8.3	15	M12	15	M12	4.2	33.3	21	36	45	13.2	-	13

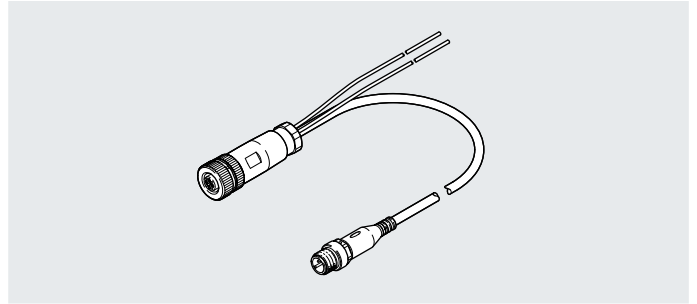
Ordering data

Electrical connection	Product weight [g]	Part no.	Type
Plug M12, 5 pin	-	171175	FB-TA-M12-5POL
	25	2839867	NEDU-L2R1-V10-M12G5-M12G5

Datasheet

Distributor NEDU-L1R2-V9

- Y-distributor
- For IO-Link
- Enables separate supply of load voltage



General technical data

Based on standard	EN 61076-2-101
Design	Y distributor with cable on controller side
Distributor type	1 to 2
Cable designation	Without inscription label holder
Based on standard	EN 61076-2-101
Additional functions	Additional supply for port B
Contact durability	100

Technical data – Electrical connection 1

Function	Field device side
Connection type	Socket
Cable outlet	Straight
Design	Round
Connection technology	M12x1, A-coded to EN 61076-2-101
Number of pins/wires	5
Assigned pins/wires	5
Type of mounting	Screw lock with 18 mm hexagon and longitudinal knurl

Technical data – Electrical connection 2

Function	IO-Link Communication
Connection type	Plug
Cable outlet	Straight
Design	Round
Connection technology	M12x1, A-coded to EN 61076-2-101
Number of pins/wires	3
Assigned pins/wires	3
Type of mounting	Screw lock with 13 mm hexagon and longitudinal knurl

Technical data – Electrical connection 3

Function	Additional supply
Connection type	2x single wires
Connection technology	Open end
Number of pins/wires	2
Assigned pins/wires	2

Datasheet

Technical data – Electrics		
Nominal operating voltage	[V DC]	24
Operating voltage range	[V DC]	0 ... 30
Surge resistance	[kV]	0.8
Acceptable current load at 40°C	[A]	4
Protective earth connection		Not provided
Screening		No

Technical data – Cable 1		
Cable diameter	[mm]	3.8
Cable diameter tolerance	[mm]	±0.1
Cable composition	[mm ²]	3x0.25
Nominal conductor cross section	[mm ²]	0.25
Cable characteristic		For static applications
Bending radius, fixed cable installation	[mm]	≥11.7
Cable length	[m]	1

Technical data – Cable 2		
Cable diameter	[mm]	1.75
Cable diameter tolerance	[mm]	±0.05
Cable composition	[mm ²]	2x0.5
Nominal conductor cross section	[mm ²]	0.5
Bending radius, fixed cable installation	[mm]	≥6
Cable length	[m]	1

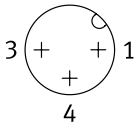
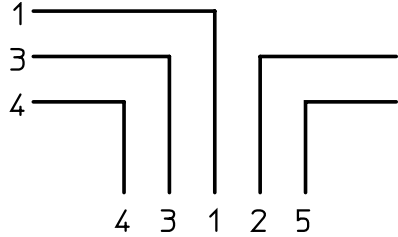
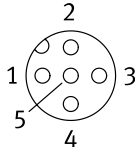
Materials	
Housing	PA
	TPE-U(PUR)
Housing colour	Black
Screw lock	Nickel-plated brass
	Die-cast zinc, nickel-plated
Seals	NBR
Pin contacts	Nickel-plated and gold-plated bronze
	Gold-plated brass
Cable sheath	TPE-U(PUR)
Cable sheath colour	Grey
Insulating sheath	PVC
Note on materials	RoHS-compliant
PWIS conformity	VDMA24364-B2-L

Datasheet

Operating and environmental conditions	
Ambient temperature [°C]	-30 ... +80
Storage temperature [°C]	-30 ... +80
Degree of protection	IP65
	IP68
	IP69K
Note on degree of protection	In assembled state
	IP40 for M12 socket
CE marking (see declaration of conformity) ²⁾	To EU RoHS Directive
UKCA marking (see declaration of conformity) ²⁾	To UK RoHS instructions
Corrosion resistance class CRC ¹⁾	1
Pollution degree	3

1) More informationen www.festo.com/x/topic/kbk

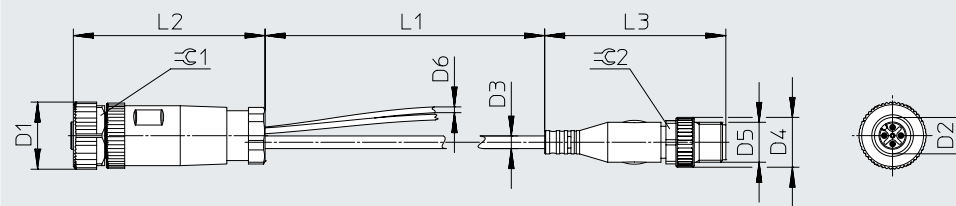
2) More information www.festo.com/catalogue/... → Support/Downloads.

Circuitry (socket/plug view)	Circuitry	Electrical connection 3
		Wire colour ¹⁾
		RD
		BK
		

1) To IEC 757

Dimensions

Download CAD data → www.festo.com



Type	D1	D2	D3	D4	D5	D6	L1	L2	L3	ϕ1	ϕ2
NEDU-L1R2	20.2	M12x1	3.8	15	M12x1	1.75	1000	54	54.5	18	13

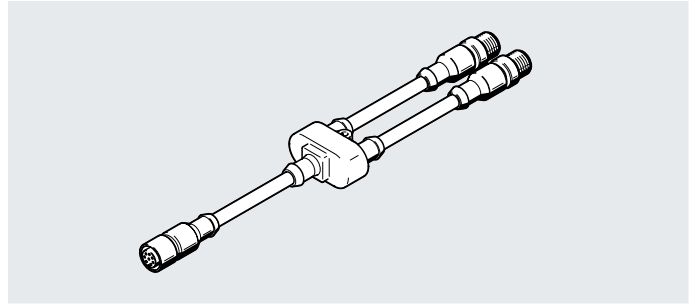
Ordering data

Electrical connection	Product weight [g]	Part no.	Type
M12 socket, 5-pin	<ul style="list-style-type: none"> Plug M12, 3-pin Open cable end, 2-wire 	72.5	8091516 NEDU-L1R2-M12G5-M12LE-1R

Datasheet

Connecting cable NEBV-M12G8
DUO cable NEDU-L1R2-V9

- Y-distributor
- For proportional pressure regulators



General technical data		
Type	NEBV-M12G8	NEDU-L1R2-V9
Design	Y-distributor with cables on both sides	Y-distributor with cable on field device and controller sides
Distributor type	1 to 2	1 to 2
Type of mounting	Via through-hole for M3 screw	–
Cable designation	Without inscription label holder	Without inscription label holder
Based on standard	–	EN 61076-2-101
Conforms to standard	DIN 47100, EN 61076-2-101	–
Based on standard	EN 61076-2-101	–
Additional functions	Distribution of the analogue inputs and outputs of a proportional pressure regulator	Connection of sensor and controller to proportional pressure regulator

Technical data – Electrical connection 1		
Type	NEBV-M12G8	NEDU-L1R2-V9
Function	Field device side	
Connection type	Socket	
Cable outlet	Straight	
Design	Round	
Connection technology	M12x1, A-coded to EN 61076-2-101	
Number of pins/wires	8	
Assigned pins/wires	5	6
Type of mounting	Screw lock	

Technical data – Electrical connection 2		
Type	NEBV-M12G8	NEDU-L1R2-V9
Function	Controller side	
Connection type	Plug	Cable
Cable outlet	Straight	–
Design	Round	–
Connection technology	M12x1, A-coded to EN 61076-2-101	Open end
Number of pins/wires	4	5
Assigned pins/wires	4	5
Type of mounting	Screw lock	–

Technical data – Electrical connection 3		
Type	NEBV-M12G8	NEDU-L1R2-V9
Function	Controller side	Field device side
Connection type	Plug	Cable
Cable outlet	Straight	–
Design	Round	–
Connection technology	M12x1, A-coded to EN 61076-2-101	Open end
Number of pins/wires	4	3
Assigned pins/wires	3	3
Type of mounting	Screw lock	–

Datasheet

Technical data – Electrics		
Operating voltage range	[V DC]	0 ... 30
	[V AC]	0 ... 30
Surge resistance	[kV]	0.8
Acceptable current load at 40°C	[A]	2

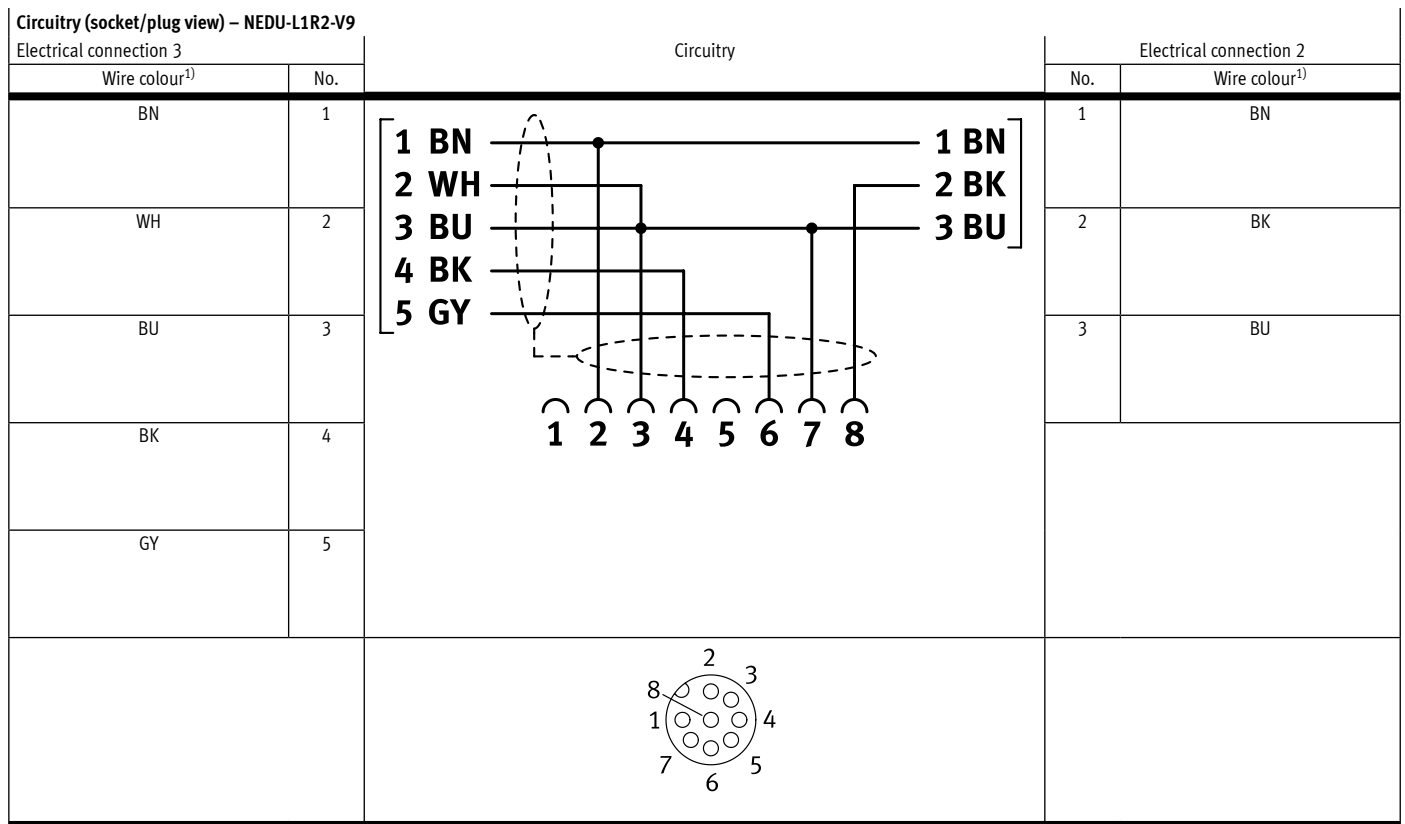
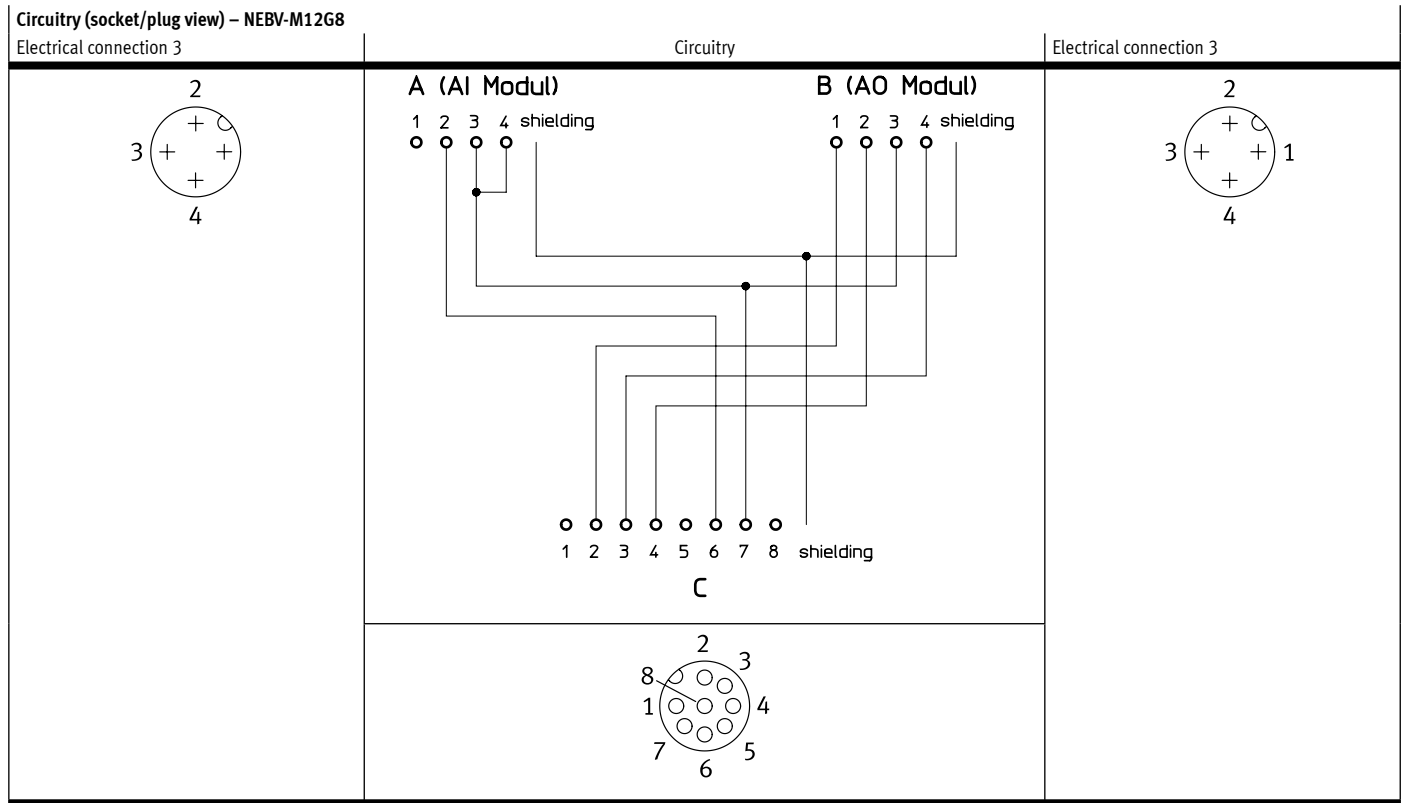
Technical data – Cable			
Type		NEBV-M12G8	NEDU-L1R2-V9
Cable diameter 1	[mm]	6.3	5.3
Cable diameter 2	[mm]	6.3	4.5
Cable diameter tolerance	[mm]	±0.2	–
Cable composition	[mm ²]	8x0.25	3x0.25
		–	5x0.25
Nominal conductor cross section	[mm ²]	0.25	0.25
Cable characteristic		Standard	–
Bending radius, fixed cable installation	[mm]	≥33	–
Bending radius, flexible cable installation	[mm]	≥66	–

Materials			
Type		NEBV-M12G8	NEDU-L1R2-V9
Housing		TPE-U(PUR)	TPE-U(PUR)
Housing colour		Black	Black
Screw lock		Nickel-plated brass	Nickel-plated brass
Seals		NBR	NBR
Pin contacts		Nickel-plated and gold-plated brass	Gold-plated brass
Cable sheath		TPE-U(PUR)	TPE-U(PUR)
Cable sheath colour		Grey	Grey
Insulating sheath		PP	PVC
Note on materials		RoHS-compliant	RoHS-compliant
		Halogen-free	–
PWIS conformity		VDMA24364-B2-L	VDMA24364-B2-L

Operating and environmental conditions			
Type		NEBV-M12G8	NEDU-L1R2-V9
Ambient temperature	[°C]	–25 ... +80	
Ambient temperature with flexible cable installation	[°C]	–5 ... +80	
Degree of protection		IP67	IP65, IP67
Note on degree of protection		In assembled state	In assembled state
Corrosion resistance class CRC ¹⁾		2	
Pollution degree		3	
CE marking (see declaration of conformity) ²⁾		To EU RoHS Directive	
UKCA marking (see declaration of conformity) ²⁾		To UK RoHS instructions	

1) More informationen www.festo.com/x/topic/kbk2) More information www.festo.com/catalogue/... → Support/Downloads.

Datasheet



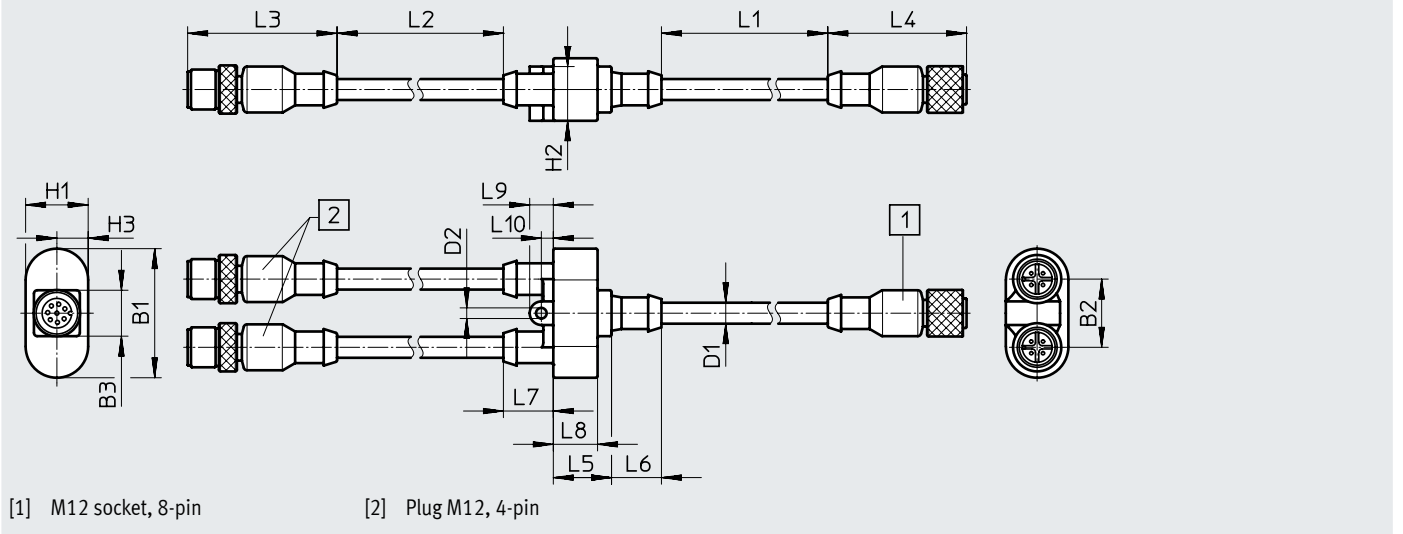
1) To IEC 757

Datasheet


Dimensions

Download CAD data → www.festo.com

NEBV-M12G8



NEDU-L1R2-V9



Type	B1	B2	B3	D1	D2	D6	D7	D8	H1	H2	H2	L1	L2	L3	L4	L5	L6	L7	L8	L9	L10
NEBV-M12G8	38.8	20.5	13.8	6.3	3.2	-	-	-	18.8	16.3	9.4	2500	500	44.9	41.7	17.5	15	15	13.3	7.1	3.6
NEDU-L1R2-V9	-	-	-	14.5	M12	20	4.5	5.3	-	-	-	5000	51.6	-	-	-	-	-	-	-	-

Ordering data

Electrical connection		Product weight [g]	Part no.	Type
M12 socket, 8-pin	<ul style="list-style-type: none"> Plug M12, 4-pin Plug M12, 4-pin 	-	547888	NEBV-M12G8-KD-3-M12G4
M12 socket, 8-pin	<ul style="list-style-type: none"> Open cable end, 3-wire Open cable end, 5-wire 	377	2903567	NEDU-L1R2-V9-M12G8-E-LE5-5R1-LE3-5R2

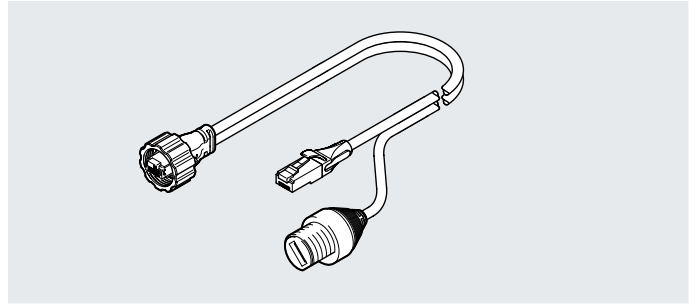
Y distributor with cable, with RJ45 plug

Datasheet

Distributor

NEDU-L1R2-R3L1G12M22

- Y-distributor
- For control unit CDPX



General technical data

Conforms to standard	IEC 60603-7-3
Transmission characteristics	In accordance with category 5, EN 50173, class D
	In accordance with category 5, ISO/IEC 11801, class D
Cable designation	Without inscription label holder

Technical data – Electrical connection 1

Function	Field device side
Connection type	Plug
Cable outlet	Straight
Design	Square
Connection technology	Circuit board plug connector RJ45
Number of pins/cores	12
Assigned pins/wires	12
Type of mounting	Screw-type lock
tightening torque [Nm]	3

Technical data – Electrical connection 2

Function	Controller side
Connection type	Plug
Cable outlet	Straight
Design	Square
Connection technology	RJ45
Number of pins/wires	8
Assigned pins/wires	8
Type of mounting	Snap-locking

Technical data – Electrical connection 3

Function	Controller side
Connection type	Socket
Cable outlet	Straight
Design	Square
Connection technology	USB 2.0 type B
Number of pins/cores	4
Assigned pins/wires	4

Technical data – Electrics

Operating voltage range [V DC]	0 ... 60
Current rating at 40°C [A]	1
Shielding	Yes

Datasheet

Technical data – Cable		
Cable diameter 1	[mm]	5.6
Cable diameter 2	[mm]	4.5
Cable diameter tolerance	[mm]	±0.2
Cable characteristic		For static applications
Bending radius, fixed cable installation	[mm]	≥30
Cable length1	[m]	5
Cable length2	[m]	1

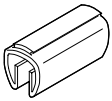
Materials	
Housing	PC
Housing colour	Transparent
Screw-type lock	High-alloy stainless steel
Seals	TPE-V
Pin contacts	Nickel-plated and gold-plated brass
Cable sheath	PVC
Cable sheath colour	Black
Insulating sheath	PVC
Note on materials	RoHS-compliant
LABS (PWIS) conformity	VDMA24364 zone III

Operating and environmental conditions		
Ambient temperature	[°C]	-20 ... +55
Storage temperature	[°C]	-20 ... +70
Corrosion resistance class CRC ¹⁾		4
Relative humidity	[%]	5 ...85
		Non-condensing
CE marking (see declaration of conformity) ²⁾		To EU EMC Directive
		To EU RoHS Directive
UKCA marking (see declaration of conformity) ²⁾		To UK EMC regulations
		To UK RoHS regulations
Degree of protection		IP20; IP66; IP67
Note on degree of protection		In mounted state
Certification		c UL us - Listed (OL)
		RCM
Certificate-issuing authority		UL E239998

1) More information: www.festo.com/x/topic/crc

2) More information: www.festo.com/catalogue/... → Support/Downloads.

Ordering data			
Electrical connection		Product weight [g]	Part no. Type
Circuit board plug connector RJ45	<ul style="list-style-type: none"> RJ45 plug connector USB 2.0 Type B socket 	520	8155230 NEDU-L1R2-R3L1G12M22-5L1-1L2-P-N-R3U1G12

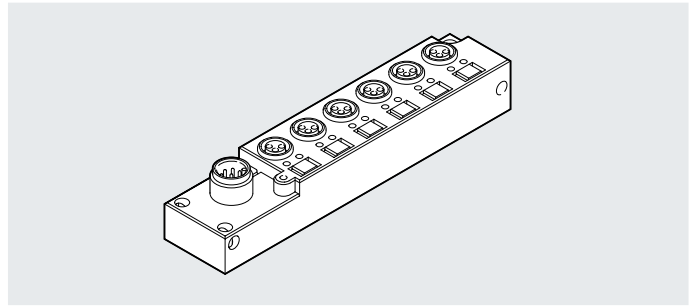
Ordering data – Accessories			
		Part no.	Type
	Inscription labels for attaching to a cable with diameter 5 ... 8 mm	11x20 mm	33361 KM-BZ

Multi-pin plug distributor, plug M12, 8-pin, socket M8, 3-pin

Datasheet

Multi-pin plug distributor NEDU-L

- Multi-pin plug distributor
- Particularly compact



General technical data		
Electrical connection		Straight plug, M12, 8-pin Straight socket, M8, 3-pin
Mounting position		Any
Operating voltage range	[V DC]	10 ... 30
Current rating	[A]	3
Acceptable current load per slot	[A]	2
Ready status indication		Green LED
Status indication		Yellow LED
Degree of protection to EN 60529		IP68

Materials		
Housing		PBT-reinforced
Housing colour		Grey
Seals		FPM
Pin contacts		Nickel-plated and gold-plated
Socket		Nickel-plated brass
Note on materials		RoHS-compliant
PWIS conformity		VDMA24364 zone III

Operating and environmental conditions		
Ambient temperature	[°C]	-20 ... +80
Corrosion resistance class CRC ¹⁾		3

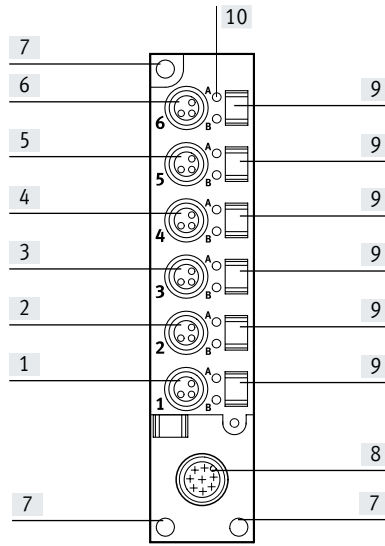
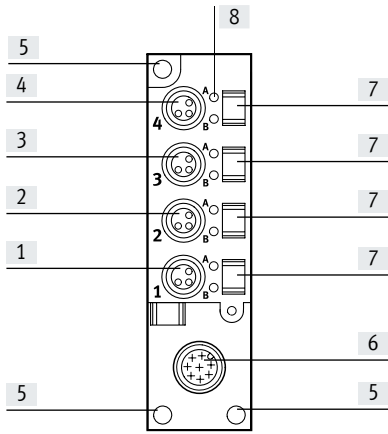
1) More informationen www.festo.com/x/topic/kbk

Datasheet

Connection and display components

NEDU-L4R1-M8G3L-M12G8

NEDU-L6R1-M8G3L-M12G8



- [1] Sensor connection, position 1
- [2] Sensor connection, position 2
- [3] Sensor connection, position 3
- [4] Sensor connection, position 4
- [5] Mounting holes
- [6] Multi-pin plug connection
- [7] Holder for inscription label (ASLR-L-55)
- [8] LED for status indication

- [1] Sensor connection, position 1
- [2] Sensor connection, position 2
- [3] Sensor connection, position 3
- [4] Sensor connection, position 4
- [5] Sensor connection, position 5
- [6] Sensor connection, position 6
- [7] Mounting holes
- [8] Multi-pin plug connection
- [9] Holder for inscription label (ASLR-L-55)
- [10] LED for status indication

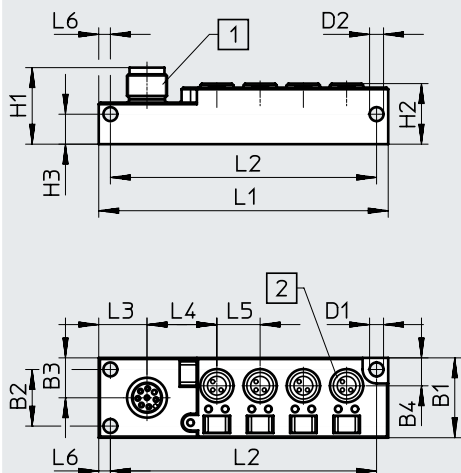
Circuitry (socket/plug view)

Individual connection		Allocation		Multi-pin plug connection	
	Position	Pin		Pin	
	1	1	+UB	5	
		3	-UB	7	
		4	Input ₁	1	
	2	1	+UB	5	
		3	-UB	7	
		4	Input ₂	2	
	3	1	+UB	5	
		3	-UB	7	
		4	Input ₃	3	
	4	1	+UB	5	
		3	-UB	7	
		4	Input ₄	4	
	5	1	+UB	5	
		3	-UB	7	
		4	Input ₅	6	
	6	1	+UB	5	
		3	-UB	7	
		4	Input ₆	8	

Datasheet

Dimensions

Download CAD data → www.festo.com



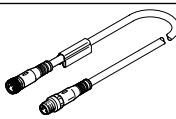

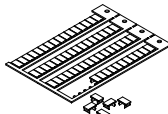
- [1] Plug M12, 8-pin
- [2] M8 socket, 3-pin

Type	B1	B2	B3	B4	D1 ∅	D2 ∅	H1	H2	H3	L1	L2	L3	L4	L5	L6
NEDU-L4R1-M8G3L-M12G8	24	17	12	8.4	4.2	4.2	23	18.2	9	87	80	14.5	21	13	3.5
NEDU-L6R1-M8G3L-M12G8	24	17	12	8.4	4.2	4.2	23	18.2	9	113	106	14.5	21	13	3.5

Ordering data


Electrical connection	Weight [g]	Part no.	Type
Plug M12, 8-pin	4x socket M8, 3-pin	574586	NEDU-L4R1-M8G3L-M12G8
	6x socket, M8, 3-pin	574587	NEDU-L6R1-M8G3L-M12G8

Ordering data – Accessories

Designation	Part no.	Type		
Connecting cable				
	Socket M12, 8-pin, straight	Open cable end, 8-wire		
		Length: 2 m	525616	SIM-M12-8GD-2-PU
		Length: 5 m	525618	SIM-M12-8GD-5-PU
		Length: 10 m	570008	SIM-M12-8GD-10-PU
	Modular system for a choice of connecting cables		-	NEBU-... → Internet: nebu
Cover cap				
	Cover cap for closing off unused connections (10 pieces)	For M8 connections	177672	ISK-M8
Inscription label				
	Inscription labels in frames, pack of 1000	5x5 mm	574590	ASLR-L-55

Datasheet

Multi-pin plug distributors MPV



General technical data

Electrical connection technology for I/O	M8, 3-pin
Type of mounting	Either via H-rail or through-hole
Operating voltage range [V DC]	10 ... 30
Current rating [A]	4
Acceptable current load per slot [A]	1
Degree of protection to EN 60529	IP65, in assembled state

Materials

Housing	Reinforced PA6
Socket	Brass
PWIS conformity	VDMA24364-B2-L

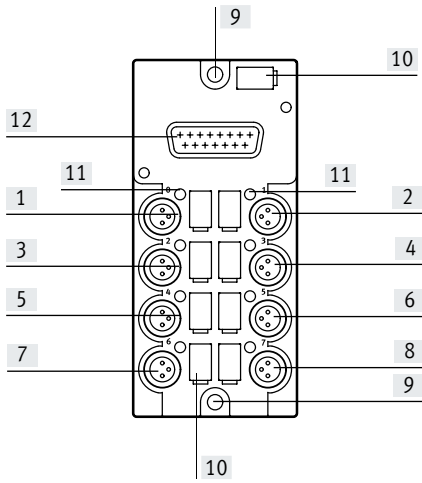
Operating and environmental conditions

Ambient temperature [°C]	-20 ... +80
--------------------------	-------------

Datasheet

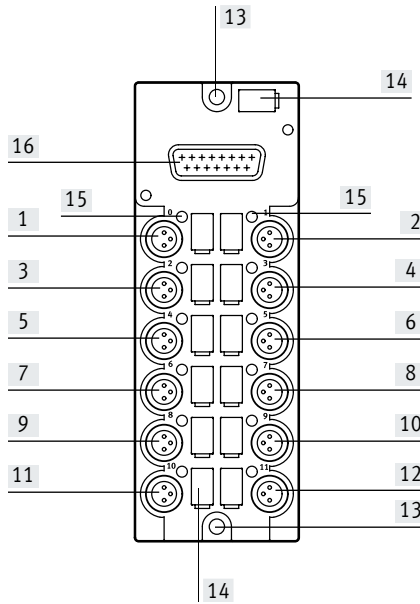
Connection and display components

MPV-E/A08-M8



- [1] Sensor connection, position 1
- [2] Sensor connection, position 2
- [3] Sensor connection, position 3
- [4] Sensor connection, position 4
- [5] Sensor connection, position 5
- [6] Sensor connection, position 6
- [7] Sensor connection, position 7
- [8] Sensor connection, position 8
- [9] Mounting holes
- [10] Holder for inscription label (IBS-6x10)
- [11] LED for status indication
- [12] Multi-pin plug connection

MPV-E/A12-M8



- [1] Sensor connection, position 1
- [2] Sensor connection, position 2
- [3] Sensor connection, position 3
- [4] Sensor connection, position 4
- [5] Sensor connection, position 5
- [6] Sensor connection, position 6
- [7] Sensor connection, position 7
- [8] Sensor connection, position 8
- [9] Sensor connection, position 9
- [10] Sensor connection, position 10
- [11] Sensor connection, position 11
- [12] Sensor connection, position 12
- [13] Mounting holes
- [14] Holder for inscription label (IBS-6x10)
- [15] LED for status indication
- [16] Multi-pin plug connection

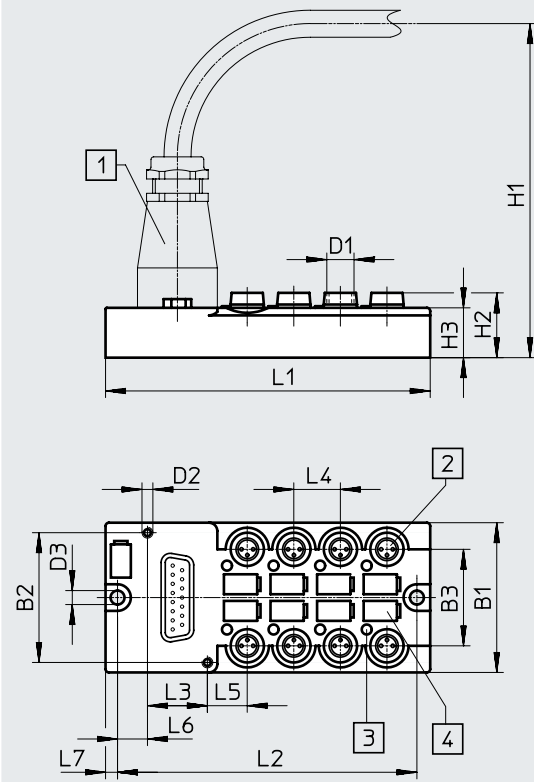
Circuitry (socket/plug view)

Individual connection			Allocation		Multi-pin plug connection			Allocation		Individual connection		
	Position	Pin		Pin		Pin		Pin		Pin	Position	
	1	1	24 V DC	13		13	24 V DC	1	2	3	4	
		3	0 V	14/15		14/15	0 V	3				
		4	Input ₁	1		2	Input ₂	4				
	3	1	24 V DC	13		13	24 V DC	1	4	4	6	8
		3	0 V	14/15		14/15	0 V	3				
		4	Input ₃	3		4	Input ₄	4				
	5	1	24 V DC	13		13	24 V DC	1	6	8	10	12
		3	0 V	14/15		14/15	0 V	3				
		4	Input ₅	5		6	Input ₆	4				
	7	1	24 V DC	13		13	24 V DC	1	8	10	12	12
		3	0 V	14/15		14/15	0 V	3				
		4	Input ₇	7		8	Input ₈	4				
9	1	24 V DC	13	13	24 V DC	1	10	12	12	12		
	3	0 V	14/15	14/15	0 V	3						
	4	Input ₉	9	10	Input ₁₀	4						
11	1	24 V DC	13	13	24 V DC	1	12	12	12	12		
	3	0 V	14/15	14/15	0 V	3						
	4	Input ₁₁	11	12	Input ₁₂	4						

Datasheet

Dimensions

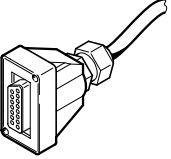
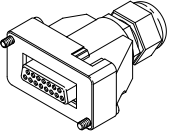

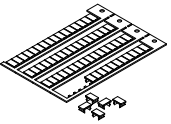
Download CAD data → www.festo.com



- [1] Connecting cable
- [2] M8 socket, 3-pin
- [3] Switching status indication
- [4] Inscription label

Type	B1	B2	B3	D1	D2	D3 ∅	H1	H2	H3	L1	L2	L3	L4	L5	L6	L7
MPV-E/A08-M8	45	39	29	M8	M3	4.2	126	19.5	15	98	90	18	14	12	9	4
MPV-E/A12-M8	45	39	29	M8	M3	4.2	126	19.5	15	126	118	18	14	12	9	4

Accessories

Ordering data		Weight [g]	Part no.	Type
Electrical connection				
Plug Sub-D, 15-pin	8x socket M8	100	177669	MPV-E/A08-M8
	12x socket M8	120	177670	MPV-E/A12-M8
Ordering data – Accessories				
Designation		Weight [g]	Part no.	Type
Multi-pin plug connection				
	Plug socket with cable • Socket Sub-D, 15-pin • Open cable end, 15-wire	5 m	177673	KMPV-SUB-D-15-5
		10 m	177674	KMPV-SUB-D-15-10
	Socket Sub-D, 15-pin		177675	SD-SUB-D-BU15
Cover cap				
	Cover cap for sealing unused sockets (10 pieces)		177672	ISK-M8
		For M8 connections		
Inscription label				
	Inscription labels in frames, pack of 64	6x10 mm	18576	IBS-6x10