



Technical data

 Temperature range
 -10 ... +50°C

- For valves with ZB and ZC solenoid coils
- Variant KMYZ-4-...-B for fast-switching valves MH2/MH3
- Variant KMYZ-4-...-B-EX for use with intrinsically safe valve terminals CPV



General technical data		KMYZ-4-...-B	KMYZ-4-...-B-EX
Type			
Electrical connection		Angled socket, square design MSZC	Angled socket, square design MSZB
		Open cable end	Open cable end
Cable characteristic		Standard	Standard
Number of pins		2	
Cable composition	[mm ²]	2x0.35	
Type of mounting		On solenoid valve via M2 central screw	
Degree of protection to EN 60529		IP40	
Protective earth connection		Not provided	
Operating voltage range	[V DC]	3 ... 36	
Nominal operating voltage	[V DC]	24	
Mounting position		Any	
Materials		KMYZ-4-...-B	KMYZ-4-...-B-EX
Material	Housing	PA	
	Cable sheath	PVC	
	Pin contacts	Bronze	
Note on materials	RoHS-compliant		
LABS (PWIS) conformity	VDMA24364-B2-L		
Operating and environmental conditions		KMYZ-4-...-B	KMYZ-4-...-B-EX
Ambient temperature	[°C]	-10 ... +50	
Corrosion resistance class CRC ¹⁾		1	
Maritime classification ²⁾		-	See certificate
CE marking (see declaration of conformity) ³⁾		To EU RoHS Directive	
UKCA marking (see declaration of conformity) ³⁾		To UK RoHS regulations	

1) Corrosion resistance class CRC 1 to Festo standard FN 940070

Low corrosion stress. Dry internal application or transport and storage protection. Also applies to parts behind covers, in the non-visible interior area, or parts that are covered in the application (e.g. drive trunnions).

2) Additional information: www.festo.com/catalogue/... → Support/Downloads.

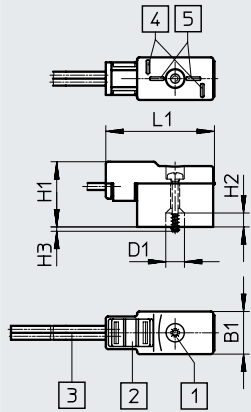
3) For information about the area of use, see the EC declaration of conformity at: www.festo.com/catalogue/... → Support/Downloads.

If the devices are subject to usage restrictions in residential, commercial or light-industrial environments, further measures for the reduction of the emitted interference may be necessary.

Technical data

Dimensions

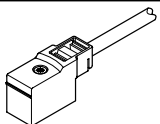
Download CAD data → www.festo.com



- [1] Retaining screw
- [2] Slot for inscription label
IBS-6x10 (not included in the
scope of delivery)
- [3] 2-core cable
- [4] Plug pattern for ZB solenoid
coils
- [5] Plug pattern for ZC solenoid
coils

Type	B1	D1	H1	H2	H3	L1
KMYZ-4	9.8	4.3	15	3.2	1	25

Ordering data

	Description	Cable length [m]	Weight [g]	Part no.	Type
	For valves with ZC solenoid coils	0.5	10	193690	KMYZ-4-24-0.5-B
		2.5	32	193691	KMYZ-4-24-2.5-B
	For valves CPV, for use with intrinsically safe valve terminals CPV	0.5	12	550324	KMYZ-4-0.5-B-EX
		2.5	34.5	550481	KMYZ-4-2.5-B-EX
		5	62.5	550482	KMYZ-4-5.0-B-EX