

Flow transmitters SFTE

FESTO



Key features

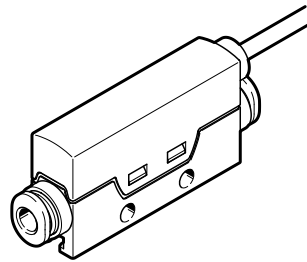
At a glance

Compact and lightweight

- Compact design 10x40x22 mm
- Degree of protection IP40
- Weight: 9 g for M5 connection (without cable)

Universal flow detection

- 4 variants 1 ... 10 l/min
- Repetition accuracy +/-1%FS
- Application range -0.9 ... 10 bar
- Suitable for compressed air and non-corrosive gases



Easy installation

- No laminar flow inlets required
- Integrated push-in connectors
- With 2.5 m cable and open ends or M8 plug
- Copper-free threaded connections

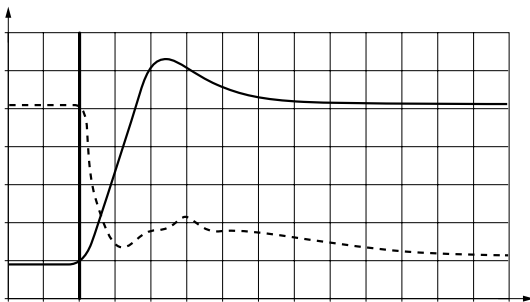
Fast

- Rise time 3 ms
- Pure analogue signal processing

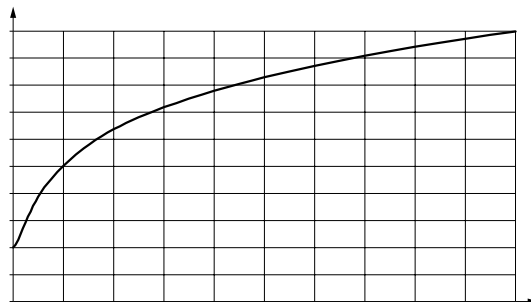
Reliable Pick&Place application

- High signal strength in comparison with pressure measurement
- Reliable sensing "Part picked up"
- 1 ... 5 V or 0 ... 10 V, type for higher signal strength

Typical signal profile for an abrupt change in flow, on ... off



Sensor signal



Product description

The flow transmitter SFTE is suitable for monitoring compressed air and non-corrosive gases. The non-linear sensor signal is output in analogue form as a voltage signal to detect the flow rate. This signal can optionally be processed e.g. by a controller or a signal converter.

The SFTE also supplies an output signal in the event of return flow.

Areas of application

- Picking and placing the smallest of workpieces
- Monitoring of air dosing (air bearing, compressed air motor, purge air etc.)
- Process monitoring
- Pneumatic object detection via air-gap measurement

With signal converter SCDN

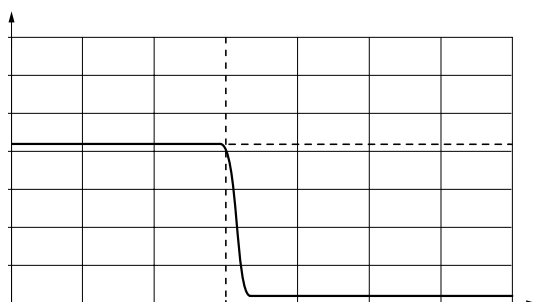
Threshold monitoring of the SFTE voltage output can take place in combination with the signal converter SCDN. 2 flow transmitters SFTE can be connected to one signal converter SCDN.



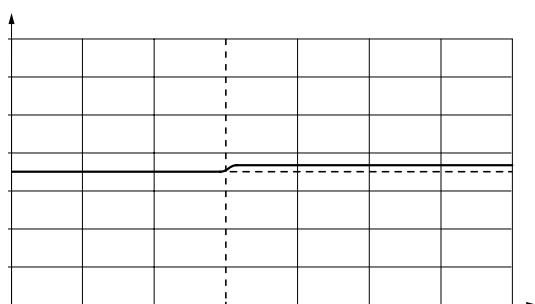
Key features

Comparison of signal strength for a Pick&Place application

With flow transmitter

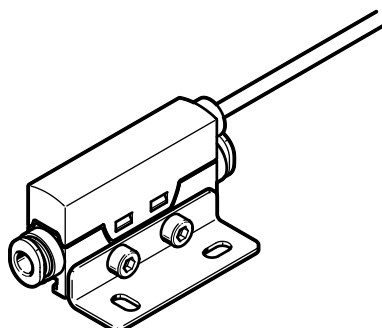


With pressure transmitter



Mounting options

Bracket mounting, single sensor



Bracket mounting, multiple sensors

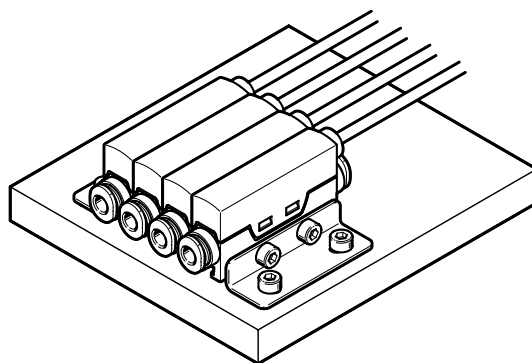


Plate mounting (from underneath)

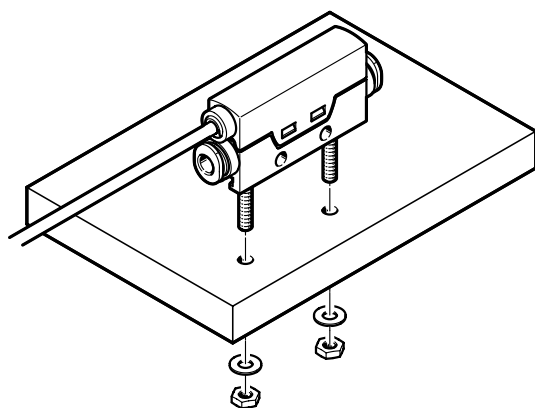
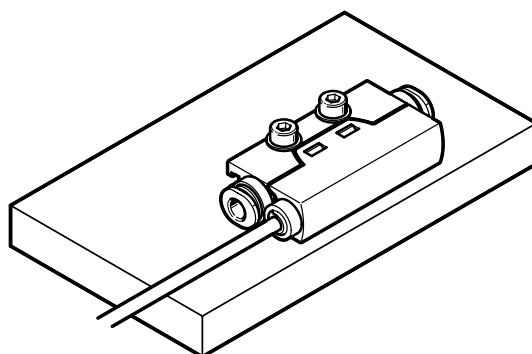
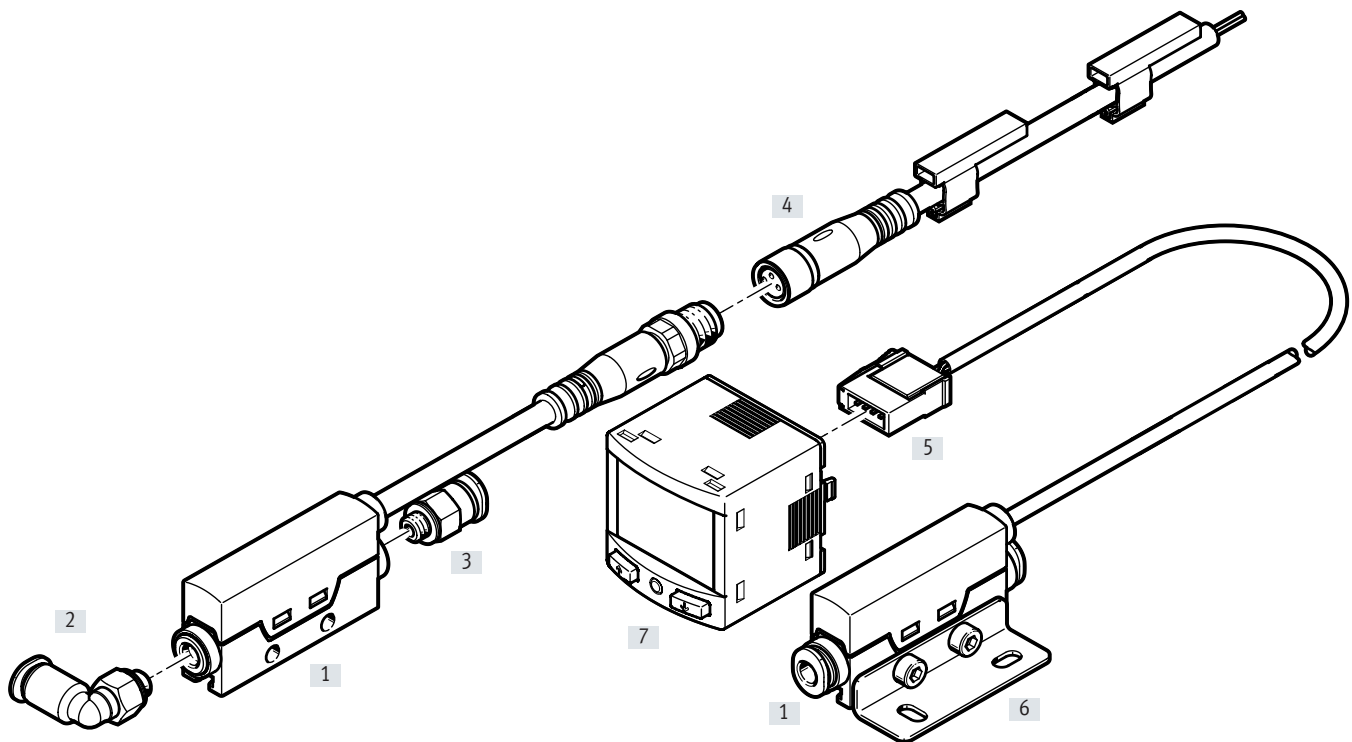


Plate mounting (from the side)



Peripherals overview



Mounting components and accessories

	Description	→ Page
[1]	SFTE Flow transmitter	6
[2]	QSML-M5-3 Push-in fitting	12
[3]	QSM-M5-6 Push-in fitting	12
[4]	NEBU-M8G3- ... Connecting cable	12
[5]	NECU-S-ECG4-HX-Q3 Plug	12
[6]	SAMH-FE-A Mounting bracket	11
[7]	SCDN- ... Signal converter	12

Type codes

001	Series
SFTE	Flow transmitter

002	Flow measuring range
1	Max. 1 l/min
2	Max. 2 l/min
5	Max. 5 l/min
10	Max. 10 l/min

003	Flow rate input
U	Unidirectional

004	Pneumatic connection
M5	M5
Q3	Push-in connector 3 mm
Q4	Push-in connector 4 mm

005	Thread type
	None
F	Female thread

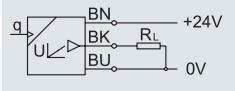
006	Electrical output 1
B	1 ... 5 V
V	0 ... 10 V

007	Electrical connection
2.5K	Cable 2.5 m, open end
0.3M8	Cable 0.3 m, with plug M8

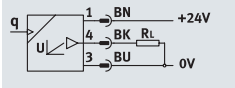
Data sheet

Function

SFTE with cable and open end



SFTE with cable and M8 plug



- Max. flow rate
 - 1 l/min
 - 2 l/min
 - 5 l/min
 - 10 l/min
- Size 10 mm
- Operating pressure –0.9 ... 10 bar
- Temperature range 0 ... +50°C
- Voltage 24 V DC
- IP40 degree of protection



General technical data		1U	2U	5U	10U
Measured variable		Volumetric flow rate Mass flow rate			
Flow direction		Unidirectional			
Measuring principle		Thermal			
Measurement method		Heat loss			
Certification		RCM			
CE marking (see declaration of conformity)		To EU EMC Directive To EU RoHS Directive			
KC mark		KC EMC			
UKCA marking (see declaration of conformity)		To UK instructions for EMC To UK RoHS instructions			
Flow rate detection range, start value	[l/min]	0			
Flow rate detection range, end value	[l/min]	1	2	5	10
Operating pressure	[bar]	–0.9 ... 10			
Operating medium		Compressed air to ISO 8573-1:2010 [6:4:4] Nitrogen			
Temperature of medium	[°C]	0 ... 50			
Ambient temperature	[°C]	0 ... 50			
Nominal temperature	[°C]	23			

General output		
Repetition accuracy	[% FS] ¹⁾	±1

1) The unit %FS relates to the entire voltage range of the analogue output.

Analogue output		V	B
Analogue output ¹⁾	[V]	0 ... 10	1 ... 5
Rise time	[ms]	3	
Min. load resistance of voltage output	[kOhm]	20	

1) Output characteristic is not linear to the flow.

Output, additional data		
Short circuit current rating		Yes
Overload protection		Provided

Data sheet

Electronics		
Operating voltage range DC	[V]	22 ... 26
No-load supply current	[mA]	≤ 17
Reverse polarity protection		For all electrical connections
Electromechanics		
Electrical connection	0.3M8	2.5K
Connection type	Cable with plug	Cable
Connection technology	M8x1, A-coded to EN 61076-2-104	Open end
Number of pins, wires	3	3
Cable length	[m]	0.3
Weight	[g]	40
Cable sheath material		TPE-U(PUR)
Mechanics		
Type of mounting		In-line installation
		With through-hole
		Via accessories
Mounting position		Any
Materials		
Housing		Reinforced PA
Note on materials		RoHS-compliant
Immission/emission		
Degree of protection		IP40
PWIS conformity		VDMA24364-B2-L
Corrosion resistance class CRC ¹⁾		2

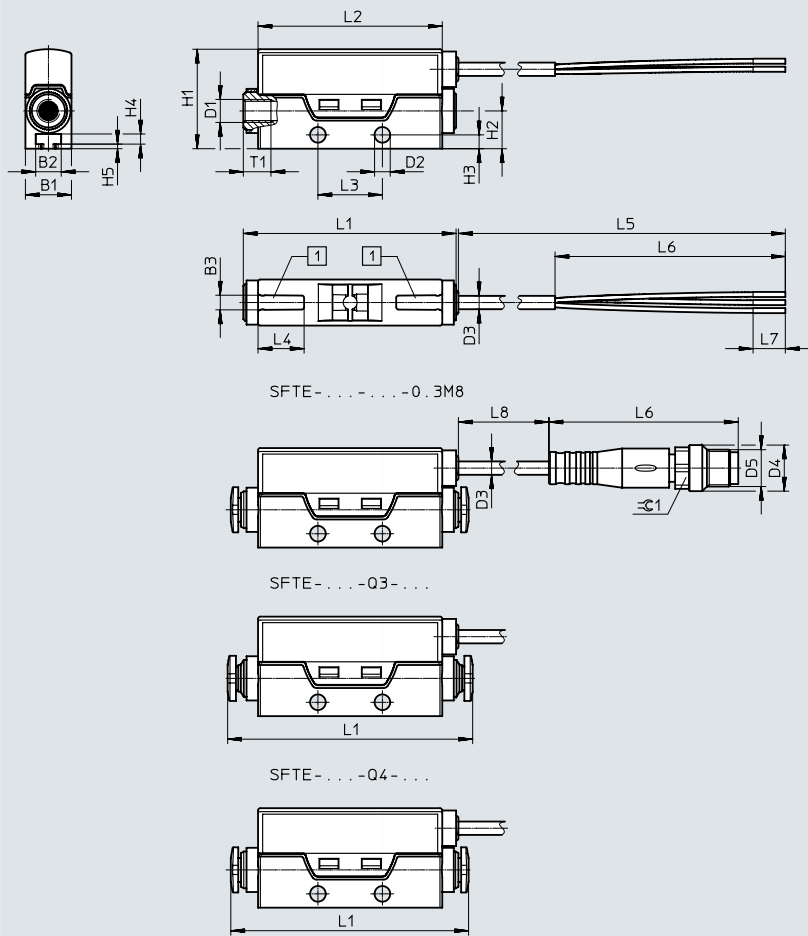
1) Corrosion resistance class CRC 2 to Festo standard FN 940070

Moderate corrosion stress. Indoor applications in which condensation can occur. External visible parts with primarily decorative surface requirements which are in direct contact with a normal industrial environment.

Data sheet

Dimensions

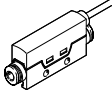
Download CAD data → www.festo.com



[1] T-slot for M3 hexagon head screws (EN ISO 4017). Distance between holes 27 mm to 33 mm

Type	B1	B2	B3	D1	D2 ∅	D3 ∅	H1	H2	H3	H4
SFTE-...-M5F-...	10	5.5	3.2	M5	3.4	2.9	21.6	8.2	3	2.2
SFTE-...-Q4-...				Q4						
SFTE-...-Q3-...				Q3						
Type	H5	L1 max.	L2	L3	L4	L5	L6	L7	T1	
SFTE-...-M5F-...	1	47	40	14	10	~2500	50	7	6	
SFTE-...-Q4-...		55								
SFTE-...-Q3-...		55								

Data sheet

Ordering data					
Design	Flow measuring range [l/min]	Connection type	Voltage output [V]	Part no.	Type
	0 ... 1	Female thread M5	1 ... 5	8058510	SFTE-1U-M5F-B-2.5K
		For push-in connector O.D. 4 mm		8058511	SFTE-1U-Q4-B-2.5K
	0 ... 5	Female thread M5		8058512	SFTE-5U-M5F-B-2.5K
		For push-in connector O.D. 4 mm		8058513	SFTE-5U-Q4-B-2.5K
	0 ... 10	Female thread M5		8058514	SFTE-10U-M5F-B-2.5K
		For push-in connector O.D. 4 mm		8058515	SFTE-10U-Q4-B-2.5K

Ordering data – Modular product system

Ordering table		Conditions	Code	Enter code
Module no.	8035301			
Function	Flow sensor		SFTE	-SFTE
Flow measuring range l/min	Max. 1		-1	
	Max. 2		-2	
	Max. 5		-5	
	Max. 10		-10	
Flow input	Unidirectional		U	
Pneumatic connection	M5		-M5	
	Push-in connector 3 mm		-Q3	
	Push-in connector 4 mm		-Q4	
Thread type	None	[1]		
	Female thread	[2]	F	
Electrical output	1 ... 5 V		-B	
	0 ... 10 V		-V	
Electrical connection	Cable 2.5 m, open end		-2.5K	
	Cable 0.3 m, with M8 plug		-0.3M8	

[1] Not in combination with pneumatic connection M5

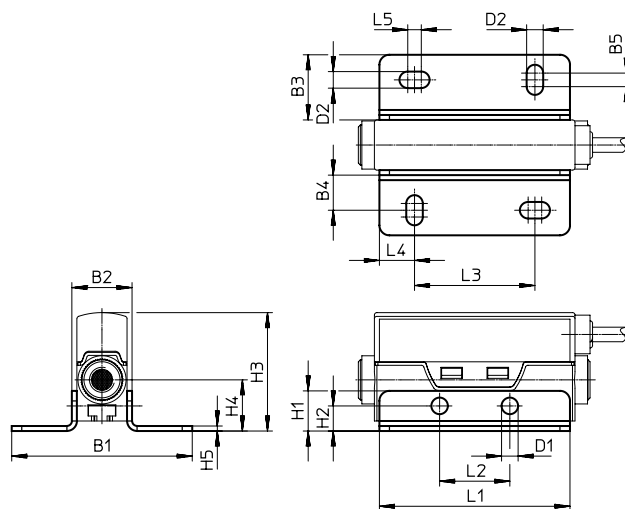
[2] Not in combination with push-in connector 4 mm Q4
Not in combination with push-in connector 3 mm Q3

Accessories – Ordering data

Mounting bracket SAMH-FE-A

For wall or surface mounting

Material: High-alloy stainless steel,
RoHS-compliant



Dimensions and ordering data


Type	B1	B2	B3	B4	B5	D1 ∅	D2	H1	H2	H3	H4
SAMH-FE-A	36	12	13	7	2.7	3.3	3.3	8	5	23.6	10.2



Type	H5	L1	L2	L3	L4	L5	CRC ¹⁾	Weight [g]	Part no.	Type
SAMH-FE-A	1	38	14	24	7	2.7	2	6	8058519	SAMH-FE-A

1) Corrosion resistance class CRC 2 to Festo standard FN 940070


Moderate corrosion stress. Indoor applications in which condensation can occur. External visible parts with primarily decorative surface requirements which are in direct contact with a normal industrial environment.


Accessories – Ordering data

Ordering data – Connecting cables				Data sheets → Internet: nebu	
	Number of wires	Cable length [m]	Part no.	Type	
Socket, 3-pin, M8 – open cable end					
	3	2.5	541333	NEBU-M8G3-K-2.5-LE3	
		5	541334	NEBU-M8G3-K-5-LE3	

Ordering data – Push-in fittings					Data sheets → Internet: qsm	
	O.D.	Nominal width [mm]	For tubing O.D. [mm]	Part no.	Type	PU ¹⁾
Straight connection						
	M5	2.2	6	153306	QSML-M5-6	10
90° connection						
	M5	1.5	3	153331	QSML-M5-3	10
			4	153333	QSML-M5-4	10
			6	153335	QSML-M5-6	10

1) Packaging unit

Ordering data – Signal converter			Data sheets → Internet: scdn	
	Measured variable	Part no.	Type	
	Voltage	8035555	SCDN-2V-EC4-PNLK-L1	

Ordering data – Plug				Data sheets → Internet: necu	
	Electrical connection	Connection cross section [mm ²]	Part no.	Type	
	Square design, 4-pin, straight, insulation displacement connector	0.14	570922	NECU-S-ECG4-HX-Q3	

Festo - Your Partner in Automation



1 Festo Inc.
5300 Explorer Drive
Mississauga, ON L4W 5G4
Canada

Festo Customer Interaction Center
Tel: 1 877 463 3786
Fax: 1 877 393 3786
Email: customer.service.ca@festo.com



2 Festo Pneumatic
Av. Ceylán 3,
Col. Tequesquináhuac
54020 Tlalneantla,
Estado de México

Multinational Contact Center
01 800 337 8669
ventas.mexico@festo.com



3 Festo Corporation
1377 Motor Parkway
Suite 310
Islandia, NY 11749

Festo Customer Interaction Center
1 800 993 3786
1 800 963 3786
customer.service.us@festo.com



4 Regional Service Center
7777 Columbia Road
Mason, OH 45040

Connect with us



www.festo.com/socialmedia



www.festo.com

Subject to change