


Vacuum generator OVPN

FESTO



Characteristics

At a glance

For handling porous materials in the packaging industry: the multi-stage pneumatic vacuum generator OVPN with optimised air consumption for maximum suction volume flow.


- Vacuum generator with very high suction capacity ideal for porous materials
- Nozzle technology with maximum energy efficiency
- Sustainable operation thanks to optimised air consumption
- High initial suction rate
- Reduced sound pressure level thanks to an integrated, open silencer

Vacuum generation


[14] Laval nozzle 1.4 mm




[20] Laval nozzle, 2.0 mm



[23] Laval nozzle 2.3 mm



[26] Laval nozzle 2.6 mm



Vacuum type

[L] High suction rate

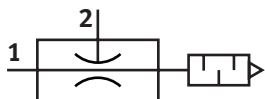
Vacuum generators for high suction volumetric flow rates are optimised for generating a high vacuum at comparatively low suction volumetric flow rates.

Large suction rate

OVPN 2-stage and 3-stage vacuum generator nozzles and OASP cartridges are available. The 3-stage variants achieve a higher suction volume against atmosphere (up to ≤ 0.1 bar) than the 2-stage variants via the 3rd stage, as the 3rd stage evacuates additional volume.

Exhaust connection

[UA] Open silencer UO



Type code

001	Series	
OVPN	Vacuum generator	
002	Vacuum generation	
14	Laval nozzle 1.4 mm	
20	Laval nozzle, 2.0 mm	
23	Laval nozzle 2.3 mm	
26	Laval nozzle 2.6 mm	
003	Vacuum type	
L	High suction rate	

004	Large suction rate	
2	2-stage	
3	3-stage	
005	Supply air connection	
PG14	G1/4	
006	Vacuum port	
G12	G1/2	
G34	G3/4	
007	Exhaust connection	
UA	Open silencer U0	

Datasheet

General technical data – Standard

Grid dimension	29.4 mm	33 mm	60 mm	
Nominal size, Laval nozzle	2 mm	1.4 mm	2.3 mm	2.6 mm
Pneumatic connection, port 1	G1/4			
Pneumatic connection, port 3	Open silencer			
Vacuum connection	G3/4	G1/2	G3/4	
Type of mounting	Direct mounting via through-hole Via mounting bracket	Via mounting bracket	Direct mounting via through-hole Via mounting bracket	
Design	Vacuum generator 2-stage, Vacuum generator, 3-stage			
Ejector characteristic	High suction rate			
Mounting position	optional			
Integrated function	Open silencer	–		Open silencer
Silencer design	Open			

Operating and environmental conditions

Operating pressure	0.1 ... 0.8 MPa
Operating pressure	1 ... 8 bar
Operating pressure	14.5 ... 116 psi
Nominal operating pressure	0.6 MPa
Nominal operating pressure	6 bar
Nominal operating pressure	87 psi
Operating medium	Compressed air to ISO 8573-1:2010 [7:4:4]
Note on operating and pilot medium	Lubricated operation not possible
Ambient temperature	0 ... 60°C
Media temperature	0 ... 60°C
Corrosion resistance class CRC ¹⁾	2 - Moderate corrosion stress

1) More information www.festo.com/x/topic/crc

Performance data – 2-stage

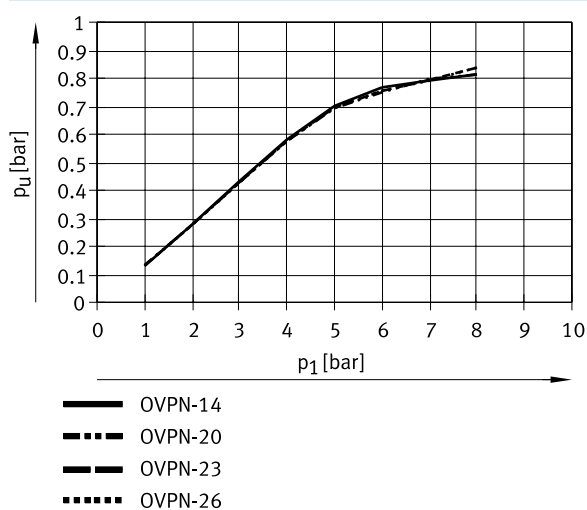
Nominal size, Laval nozzle	1.4 mm	2 mm	2.3 mm	2.6 mm
Max. vacuum	81%			
Operating pressure for max. vacuum	0.79 MPa			
Operating pressure for max. vacuum	7.9 bar			
Operating pressure for max. vacuum	114.55 psi			
Operating pressure for max. suction flow rate	0.4 MPa	0.5 MPa	0.4 MPa	0.5 MPa
Operating pressure for max. suction flow rate	4 bar	5 bar	4 bar	5 bar
Operating pressure for max. suction flow rate	58 psi	72.5 psi	58 psi	72.5 psi
Max. suction flow rate against atmosphere	160 l/min	317 l/min	475 l/min	626 l/min
Air supply time at nominal operating pressure	0.37 s	0.19 s	0.13 s	0.1 s
Sound pressure level at nominal operating pressure	60 dB(A)	66 dB(A)	68 dB(A)	65 dB(A)

Datasheet

Performance data – 3-stage				
Nominal size, Laval nozzle	1.4 mm	2 mm	2.3 mm	2.6 mm
Max. vacuum	81%			
Operating pressure for max. vacuum	0.79 MPa			
Operating pressure for max. vacuum	7.9 bar			
Operating pressure for max. vacuum	114.55 psi			
Operating pressure for max. suction flow rate	0.8 MPa			
Operating pressure for max. suction flow rate	8 bar			
Operating pressure for max. suction flow rate	116 psi			
Max. suction flow rate against atmosphere	245 l/min	530 l/min	748 l/min	960 l/min
Air supply time at nominal operating pressure	0.37 s	0.19 s	0.13 s	0.1 s
Sound pressure level at nominal operating pressure	60 dB(A)	64 dB(A)	72 dB(A)	69 dB(A)

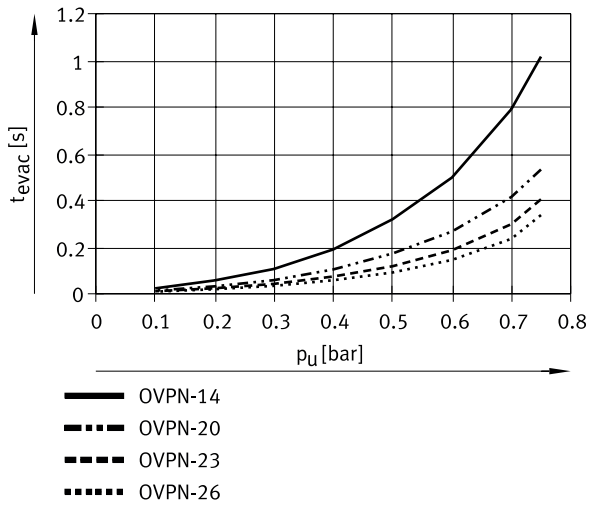
Materials	
Material housing	POM
Material connecting thread	POM
Material screws	High-alloy stainless steel
Material seals	NBR
Material receiver nozzle	Reinforced PA
Material transmitter nozzle	Reinforced PA
Material silencer	PA-reinforced, PU foam
LABS (PWIS) conformity	VDMA24364-B1/B2-L
Suitability for the production of Li-ion batteries	Metals with more than 1% by mass of copper, zinc or nickel are excluded from use. The exceptions are nickel in steel, chemically nickel-plated surfaces, circuit boards, cables, electrical plug connectors and coils
Recommended cleaning/purification	Soap suds (except silencers)

Vacuum p_u as a function of operating pressure p_1 – high vacuum (VN-05/07/10/14/20/30-H)

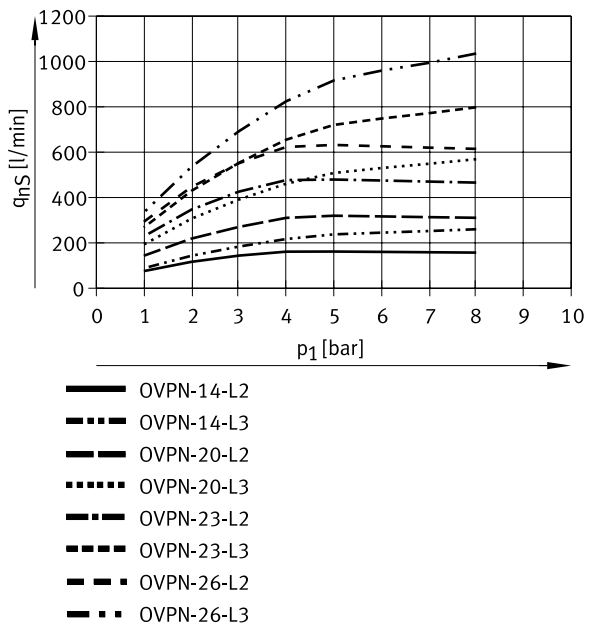


Datasheet

Evacuation time t as a function of vacuum p_u for 1 l volume at 6 bar operating pressure – high vacuum (VN-10/14/20/30-H)

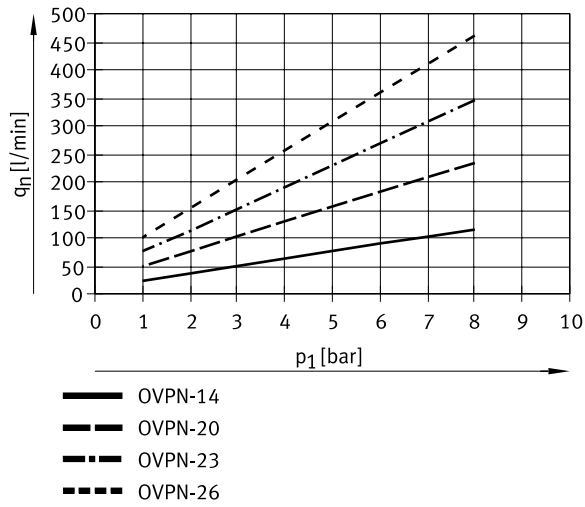


Suction rate q_{rS} (against atmosphere) as a function of operating pressure p_1 – high vacuum (VN-05/07-H/M)



Datasheet

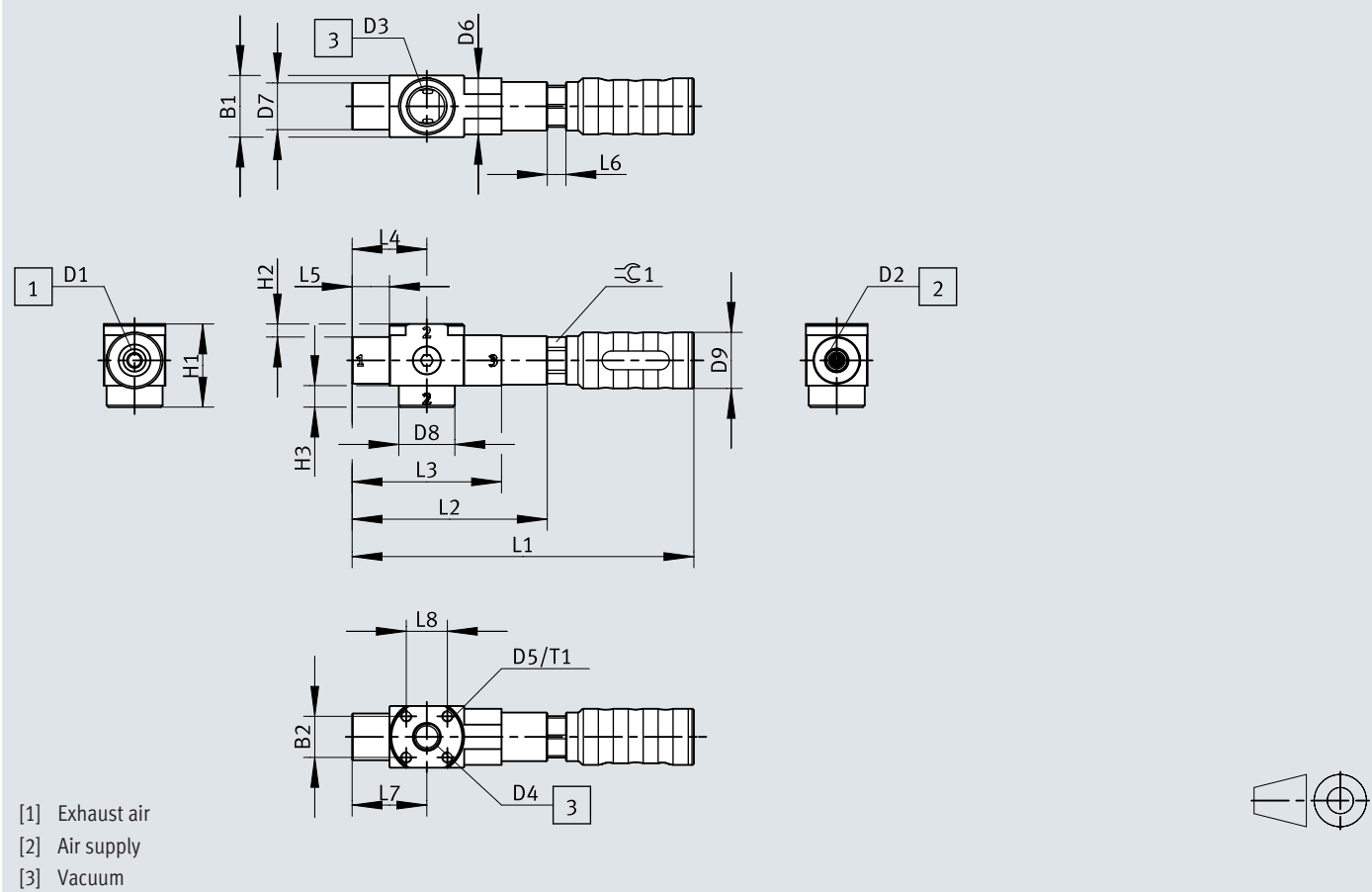
Air consumption q_n as a function of operating pressure p_1 – high vacuum / high suction rate (VN-05-H/L/M/N)



Dimensions

Dimensions – OVPN-14-L...-PG14-G12-UA

Download CAD data www.festo.com

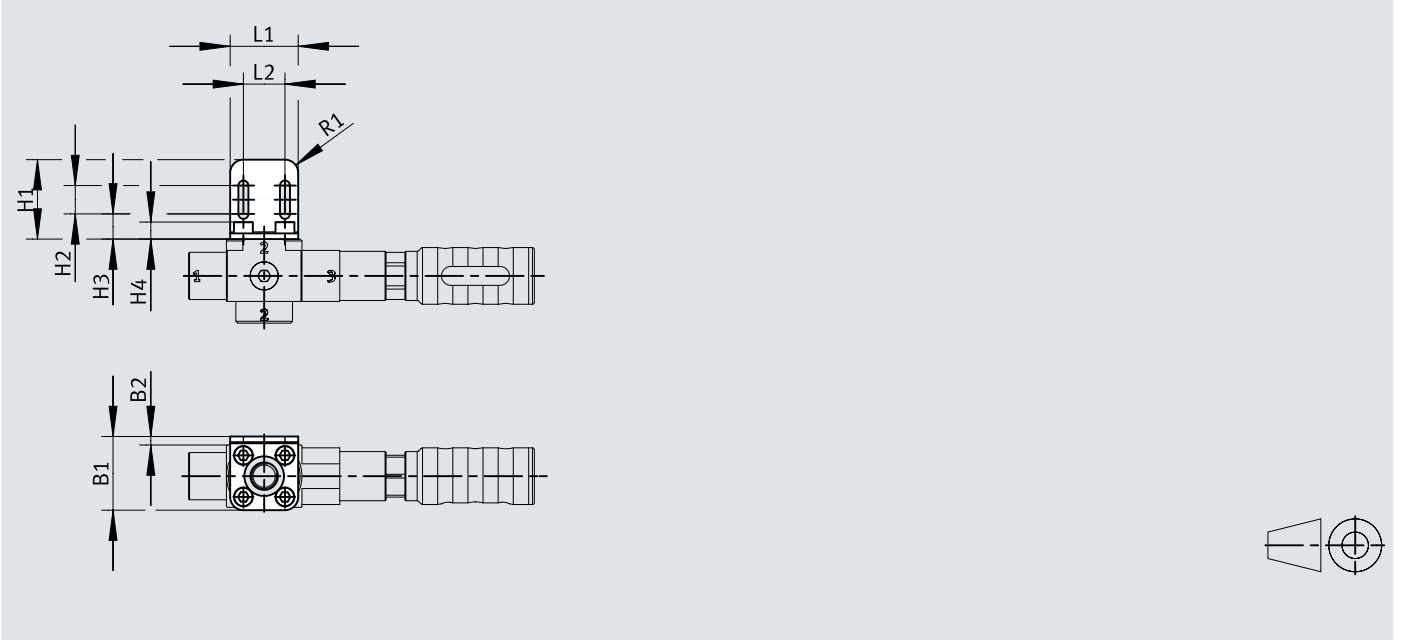


	B1	B2	D1 ∅	D2	D3	D4	D5	D6 ∅	D7 ∅	D8 ∅	D9 ∅	H1
OVPN-14-L2-PG14-G12-UA	33	22	12	G 1/4	G 1/2	G 1/4	M6	30	25	30	30	44,5
OVPN-14-L3-PG14-G12-UA												
	H2	H3	L1	L2	L3	L4	L5	L6	L7	L8	T1	≅ 1
OVPN-14-L2-PG14-G12-UA	7	11,5	183	104,5	80	40	20	10	40	22	7	23
OVPN-14-L3-PG14-G12-UA			229,6	150,2								

Dimensions

Dimensions – OVPN-14 (OVPN-14-L...-PG14-G12-UA)

Download CAD data www.festo.com

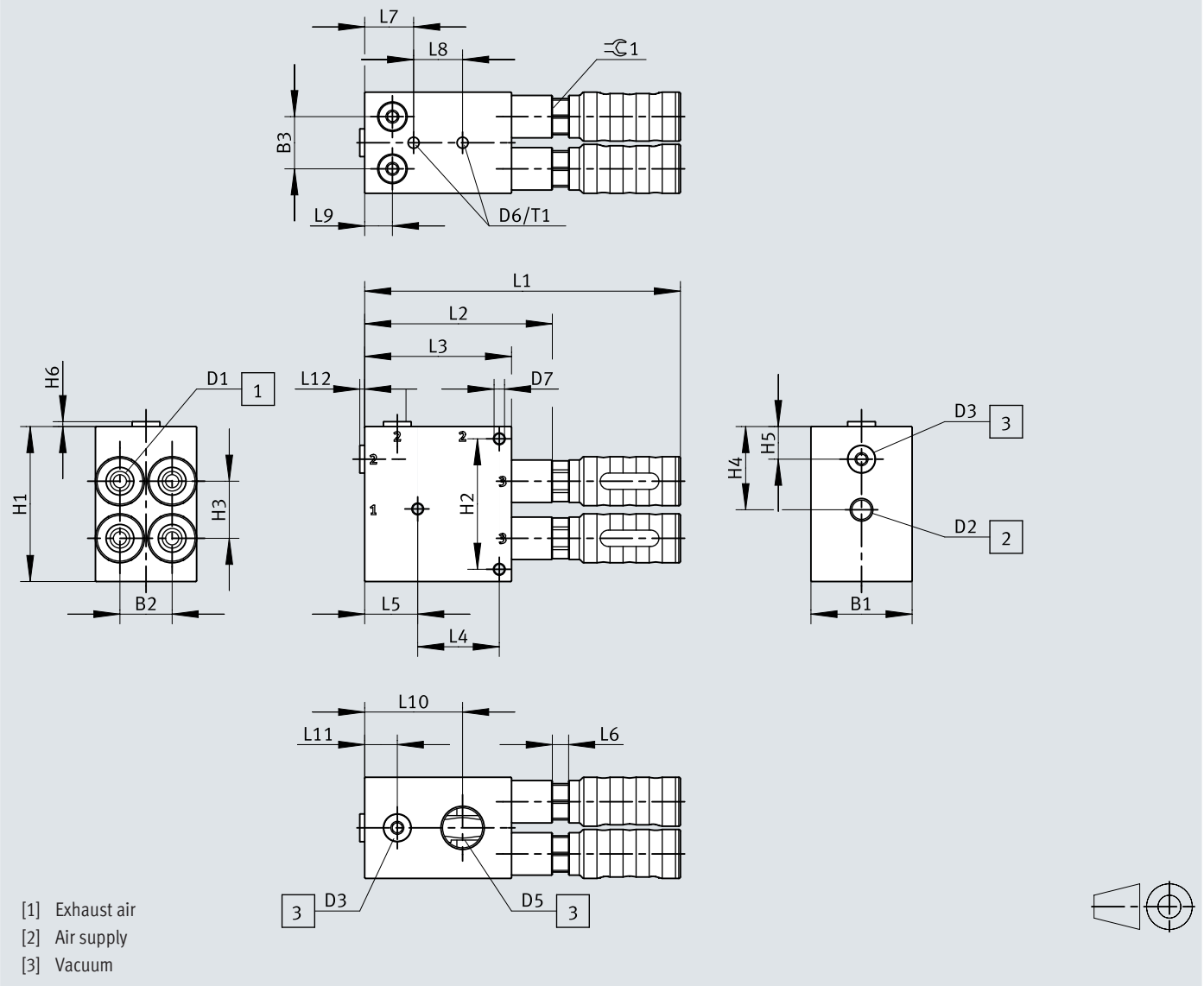


		B1	B2	H1	H2	H3	H4	L1	L2	R1
OVPN-14	OVPN-14-L2-PG14-G12-UA	39	4,5	42	15	13,3	9	36	22	7
	OVPN-14-L3-PG14-G12-UA									

Dimensions

Dimensions – OVPN-...-L...-PG14-G34-UA

Download CAD data www.festo.com



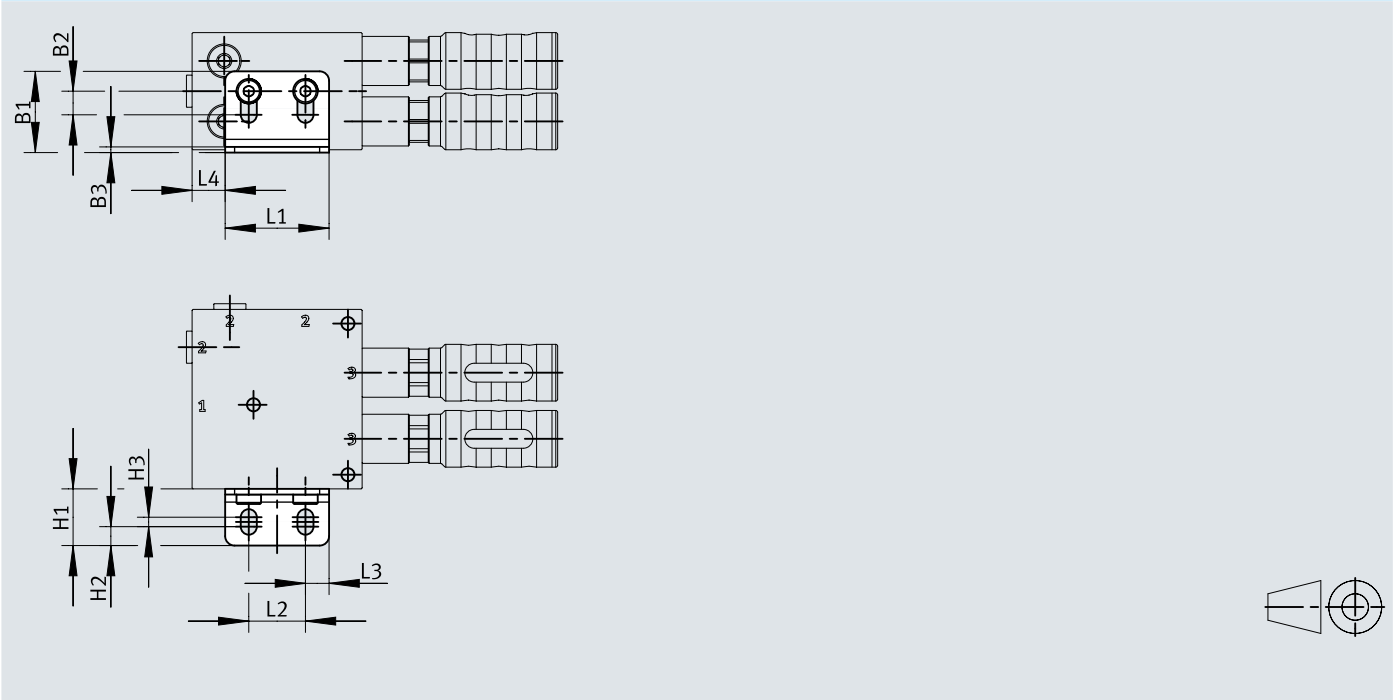
	B1	B2	B3	D1 ø	D2	D3	D4	D5	D6	D7 ø	H1	H2	H3	H4	H5
OVPN-20-L2-PG14-G34-UA	30	-	32	12	G 1/4	G 1/4	G 1/4	G 3/4	M8	6,4	95	80	35	51	20
OVPN-20-L3-PG14-G34-UA	62	32	32	12	G 1/4	G 1/4	G 1/4	G 3/4	M8	6,4	95	80	35	51	20
OVPN-23-L2-PG14-G34-UA															
OVPN-23-L3-PG14-G34-UA															
OVPN-26-L2-PG14-G34-UA															
OVPN-26-L3-PG14-G34-UA															

	H6	L1	L2	L3	L4	L5	L6	L7	L8	L9	L10	L11	L12	T1	≙ 1
OVPN-20-L2-PG14-G34-UA	3	193,1	114,6	90	50	32,5	10	30	30	15	60	25	3	8	23
OVPN-20-L3-PG14-G34-UA		239,6	160,2												
OVPN-23-L2-PG14-G34-UA		193,1	114,6												
OVPN-23-L3-PG14-G34-UA		239,6	160,2												
OVPN-26-L2-PG14-G34-UA		193,1	114,6												
OVPN-26-L3-PG14-G34-UA		239,6	160,2												

Dimensions

Dimensions – OVPN-20/23/26 (OVPN-...-L...-PG14-G34-UA)


Download CAD data www.festo.com




		B1	B2	B3	H1	H2	H3	L1	L2	L3	L4
OVPN-20/23/26	OVPN-20-L2-PG14-G34-UA	43	12,5	3	30	10	5	55	30	12,5	17,5
	OVPN-20-L3-PG14-G34-UA										
	OVPN-23-L2-PG14-G34-UA										
	OVPN-23-L3-PG14-G34-UA										
	OVPN-26-L2-PG14-G34-UA										
	OVPN-26-L3-PG14-G34-UA										

Ordering data


Ordering information OVPN-14

	Grid dimension	Design	Nominal size, Laval nozzle	Product weight	Part no.	Type
	33 mm	Vacuum generator 2-stage	1.4 mm	205 g	8199142	OVPN-14-L2-PG14-G12-UA
		Vacuum generator, 3-stage		225 g	8199143	OVPN-14-L3-PG14-G12-UA


Ordering information OVPN-20

	Grid dimension	Design	Nominal size, Laval nozzle	Product weight	Part no.	Type
	29.4 mm	Vacuum generator 2-stage	2 mm	470 g	8199144	OVPN-20-L2-PG14-G34-UA
		Vacuum generator, 3-stage		510 g	8199145	OVPN-20-L3-PG14-G34-UA

Ordering information OVPN-23

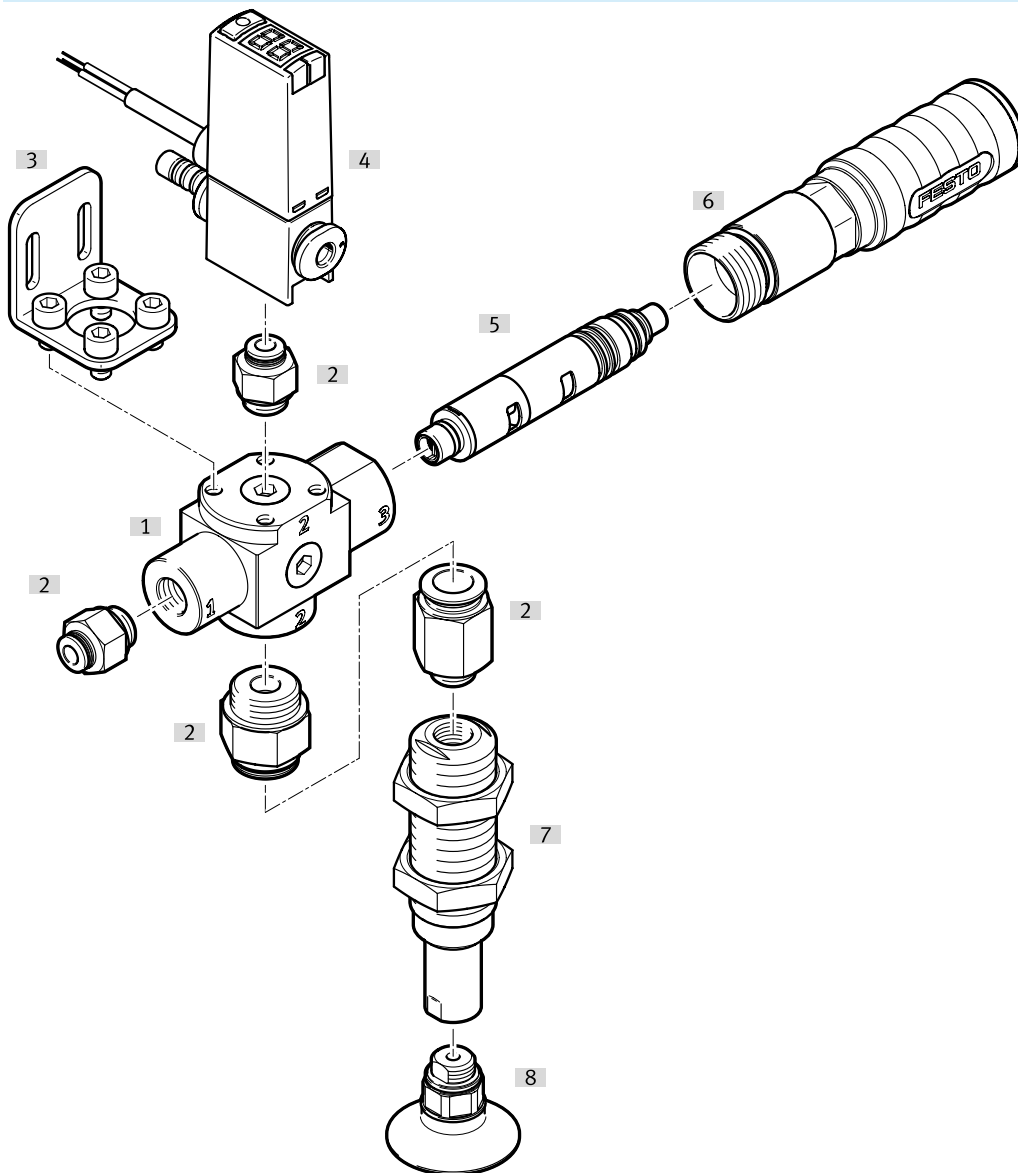
	Grid dimension	Design	Nominal size, Laval nozzle	Product weight	Part no.	Type
	60 mm	Vacuum generator 2-stage	2.3 mm	880 g	8199146	OVPN-23-L2-PG14-G34-UA
		Vacuum generator, 3-stage		940 g	8199148	OVPN-23-L3-PG14-G34-UA

Ordering information OVPN-26

	Grid dimension	Design	Nominal size, Laval nozzle	Product weight	Part no.	Type
	60 mm	Vacuum generator 2-stage	2.6 mm	915 g	8199149	OVPN-26-L2-PG14-G34-UA
		Vacuum generator, 3-stage		1,000 g	8199150	OVPN-26-L3-PG14-G34-UA

Peripherals

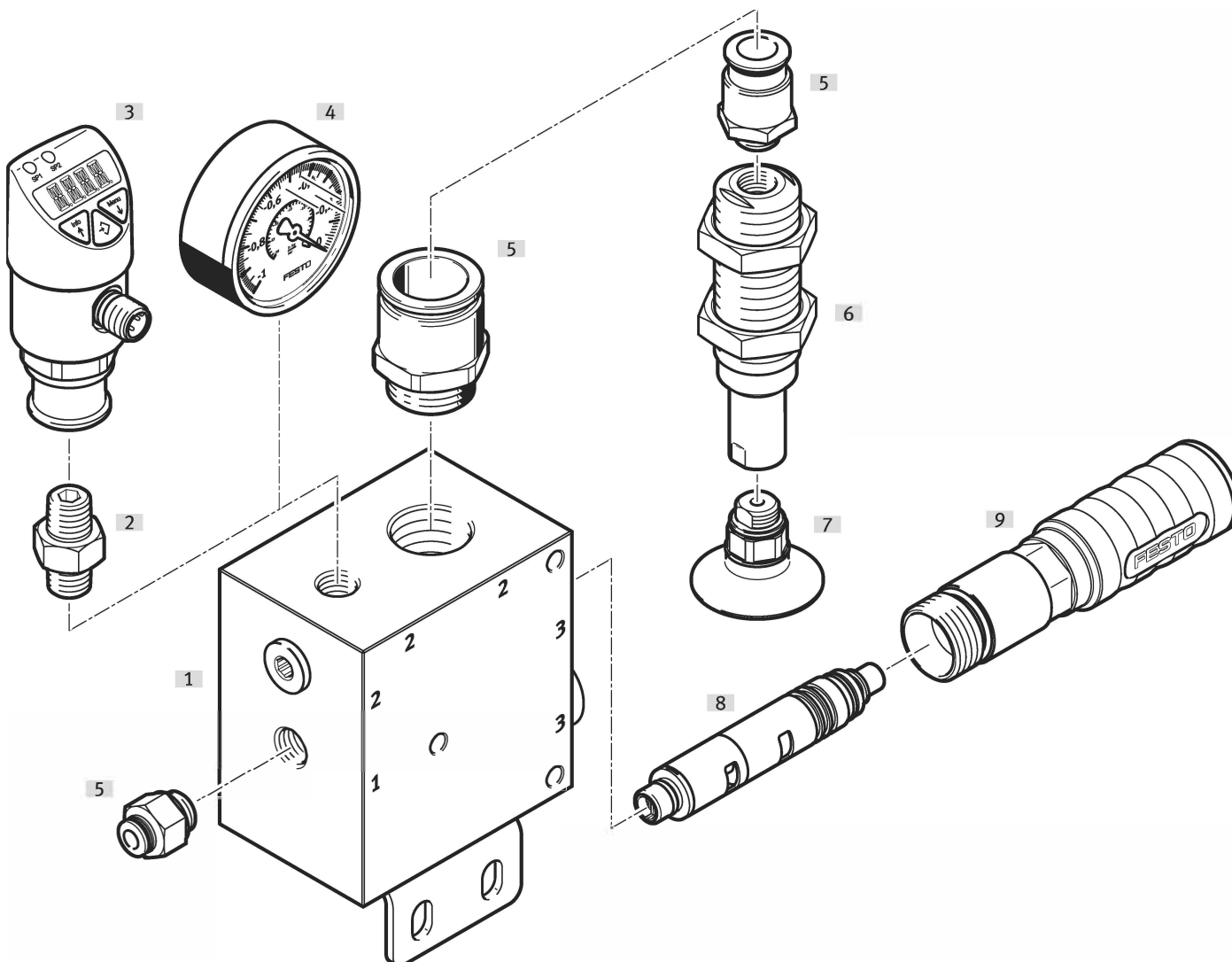
OVPN-14



Accessories		→ Link
Type/order code	Description	
[1]	Vacuum generator OVPN	ovpn
[2]	Push-in fitting QS	qs
[3]	Retainer	Included in the scope of delivery ovpn
[4]	Pressure sensor SPAE	Also suitable for use:Pressure transmitter SPTE spae
[5]	Vacuum generator cartridges OASP	Included in the scope of delivery 15
[6]	Silencer open (...-UA)	Included in the scope of delivery 15
[7]	Length compensator VAL	val
[8]	Suction cup with connector VAS	vas


Peripherals


OVPN-20/23/26



Accessories		→ Link
Type/order code	Description	
[1]	Vacuum generator OVPN	ovpn
[2]	Double nipple ESK	esk
[3]	Pressure sensor SPAW	Also suitable for use: Pressure sensor SPAE, pressure transmitter SPTE/SPTW, pressure switch VPEV spaw
[4]	Vacuum gauge VAM, EN 837-1	vam
[5]	Push-in fitting QS	qs
[6]	Length compensator VAL	val
[7]	Suction cup with connector VAS	vas
[8]	Vacuum generator cartridges OASP	Included in the scope of delivery 15
[9]	Silencer open (...-UA)	Included in the scope of delivery 15

Accessories

Vacuum generator cartridges OASP				
	Design	Product weight	Part no.	Type
	Vacuum generator 2-stage	31 g	8199152	OASP-G4-14-L2
	Vacuum generator, 3-stage	45 g	8199154	OASP-G4-14-L3

Vacuum generator cartridges OASP-...-UA (with open silencer)						
	Design	Integrated function	Sound pressure level at nominal operating pressure	Product weight	Part no.	Type
	Vacuum generator 2-stage	Open silencer	60 dB(A)	102 g	8199153	OASP-G4-14-L2-UA
	Vacuum generator, 3-stage			123 g	8199155	OASP-G4-14-L3-UA