


## Adapter NPFV

**FESTO**



## Characteristics

### At a glance

- Adapter with filter to prevent malfunctions at the solenoid valve if the compressed air is unclean
- Built-in filter screen with a mesh size of 0.1 mm retains dirt particles and can be easily cleaned if necessary
- From male thread G1/4 to female thread G1/4 or NPT1/4 and male thread NPT1/4 to female thread NPT1/4

## Type code

001	Series	
<b>NPFV</b>	Adapter	
002	Design type	
<b>A</b>	Adapter	
003	Additional features	
<b>F</b>	Filter	

004	Pneumatic connection 1	
<b>G14</b>	G1/4	
<b>N14</b>	1/4 NPT	
005	Connection type 2	
<b>N14</b>	1/4 NPT	
<b>G14</b>	G1/4	
006	Thread type	
<b>MF</b>	Male/female	

## Datasheet

**General technical data**

Pneumatic connection, port 1	G1/4	1/4 NPT
Pneumatic connection, port 2	G1/4, 1/4 NPT	1/4 NPT
Nominal size	6 mm	

**Operating and environmental conditions**

Operating pressure	0.2 ... 0.8 MPa
Operating pressure	2 ... 8 bar
Operating pressure	29 ... 116 psi
Explosion protection	Zone 1 (ATEX) Zone 2 (ATEX) Zone 21 (ATEX) Zone 22 (ATEX)
Corrosion resistance class CRC <sup>1)</sup>	1 - Low corrosion stress

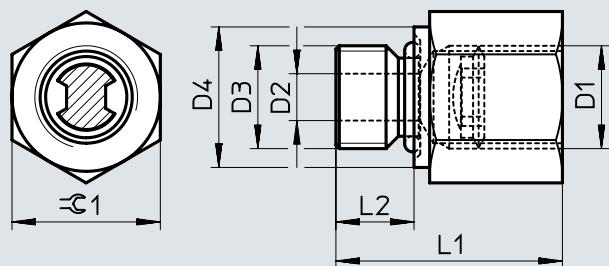
1) More information [www.festo.com/x/topic/crc](http://www.festo.com/x/topic/crc)

**Materials**

Material adapter	High-alloy stainless steel
Material seals	NBR
Note on materials	RoHS-compliant
LABS (PWIS) conformity	VDMA24364 zone III


## Dimensions

## Dimensions – Adapter NPFV

Download CAD data → [www.festo.com](http://www.festo.com)

	D1	D2	D3	D4	L1	L2	$\approx C1$
NPFV-AF-G14-N14-MF	1/4 NPT	6	G1/4	18	29	10	19
NPFV-AF-G14-G14-MF	G1/4	6	G1/4	18	29	10	19
NPFV-AF-N14-N14-MF	1/4 NPT	6	1/4 NPT	18	29	10	19

## Ordering data

Ordering data					
	Pneumatic connection, port 1	Pneumatic connection, port 2	Nominal size	Part no.	Type
	G1/4	G1/4	6 mm	563398	NPFV-AF-G14-G14-MF
		1/4 NPT		563397	NPFV-AF-G14-N14-MF
	1/4 NPT			4727333	NPFV-AF-N14-N14-MF