



## Connecting cable NEBM

**FESTO**



### Characteristics

#### At a glance



The connecting cables NEBM are optimally adapted for servo motors, stepper motors, motor controllers and servo drives from Festo.

The following properties are typical of the cables:

Electrical connection

- Depending on the motor, degree of protection of up to IP67 is achieved on the motor side
- Can be used in a broad temperature range
- Length
- Cable characteristic

The cable characteristic indicates the resistance of the connecting cable to mechanical stress.

There are several qualities:

They are suitable for energy chains

- Suitable for energy chains
- Suitable for robot applications

#### Product segmentation



Festo Core Range

Solves the majority of your automation tasks

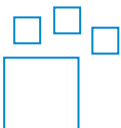
With the Festo Core Range, we have selected the most important products and functions from our broad product catalogue, and added the quickest delivery.

the Core Range offers you the best value with the expected high Festo quality.

Quickest delivery, worldwide – wherever, whenever

- Expected high Festo quality
- Easy and fast to select

#### Ordering data - modular system



Configurable product

This product and all its product options can be ordered online via the configurator.

## Type code

001	Series
NEBM	Connecting cable

002	Connection technology left, field device side
F1	Socket design F1
H6	Socket connection pattern H6, coded for motor
H7	Socket connection pattern H7, coded for motor brake
L5	Plug pattern L5
L10	Connection pattern L10
L15	Plug pattern L15
M12	Socket M12x1 A-coded, EN 61076-2-101
M16	M16
M17	M17
M23	M23
M40	M40
RE	Socket connection pattern RE
S1	Sub-D socket
SF1	Plug type F1
SM12	Plug M12x1 A-coded
T1	ITT M3
T12	Socket M12x1 T-coded, EN 61076-2-111

003	Cable outlet left
G	Straight
W	Angled

004	Number of pins/wires on the left
2	2
4	4
6	6
8	8
9	9
12	12
14	14
15	15
24	24
31	31

005	Cable characteristic
	Without cable
E	Suitable for energy chains
R	Suitable for robot applications
X	For dynamic applications

006	Cable design
	Standard
C	Foil cable
H	Hybrid cable
S	With shielding

007	Cable length
	...m
0.2	0.2 m
0.5	0.5 m
1	1 m
1.5	1.5 m
2.23	2.23 m
2.5	2.5 m
2.6	2.6 m
3	3 m
5	5 m
7	7 m
7.5	7.5 m
10	10 m
15	15 m
20	20 m
25	25 m

008	Wire cross section [mm <sup>2</sup> ]
	Standard
Q5	0.34
Q15	0.35
Q6	0.5
Q14	0.51
F1	0.1 x 0.65
Q7	0.75
Q13	0.79
Q9	1.5
Q10	2.5
Q11	4
Q12	6

009	Cable identification
	With label holder
N	Without label holder

010	Connection technology right, controller side
DF1	Socket design F1
L5	Plug pattern L5
L10	Plug pattern L10
LE	Open end
M12	Plug M12x1 A-coded, EN 61076-2-101
M17	M17
M23	M23
M40	M40
R3	RJ45
R3LE	RJ45 and open end
RE	Socket connection pattern RE
S1	Sub-D
S1LE	Plug Sub-D and open end

011	Cable outlet right
	None
G	Straight
W	Angled

Type code

012	Number of pins/wires on the right	
2	2	
4	4	
6	6	
8	8	
9	9	
12	12	
14	14	
15	15	
21	21	
24	24	

012	Number of pins/wires on the right	
28	28	
31	31	

013	Additional connector function	
	None	
H	For wall mounting	

014	Pin allocation	
	Standard	
V3	Variant 3	

## Datasheet

**General technical data – Connection pattern M12x1, A-coded**

Electrical connection 1, number of connections/cores	4	8	12
Conforms to standard	DIN 47100; EN 61984	–	DIN 47100; EN 61984
Cable designation	Without inscription label holder		

**Technical data – Electrical connection 1, connection pattern M12x1, A-coded**

Electrical connection 1, connector system	M12x1, A-coded to EN 61076-2-101
Electrical connection 1, function	Field device side
Electrical connection 1, connection type	Socket, Plugs
Electrical connection 1, cable outlet	Straight, Angled
Electrical connection 1, design	Round
Electrical connection 1, number of connections/cores	4 ... 12
Electrical connection 1, used connections/cores	4 ... 11
Electrical connection 1, type of mounting	Screw-type lock, size 14 mm

**Technical data – Electrical connection 2, connection pattern M12x1, A-coded**

Electrical connection 2, function	Controller side
Electrical connection 2, connection type	Cable, Plugs
Electrical connection 2, cable outlet	Straight
Electrical connection 2, design	Angular, Round
Electrical connection 2, connector system	M12x1, A-coded to EN 61076-2-101, RJ45, Sub-D, Open end
Wire ends	Wire end sleeve
Electrical connection 2, number of connections/cores	4 ... 15
Electrical connection 2, used connections/cores	4 ... 11
Electrical connection 2, type of mounting	Screw-type lock with hex A/F18

**Technical data – Electrical, connection pattern M12x1, A-coded**

Electrical connection 2, connector system	M12x1, A-coded to EN 61076-2-101	RJ45	Sub-D	Open end		
Electrical connection 1, number of connections/cores	4	12	8	12	4	8
Nominal operating voltage DC	–	24			–	24
Operational voltage range DC	0 ... 250 V	0 ... 30 V			0 ... 250 V	0 ... 72 V
Nominal operating voltage AC	–	24			–	24
Operational voltage range AC	0 ... 250 V	0 ... 30 V			0 ... 250 V	0 ... 30 V
Current rating at 40° C	4 A	1 A	–	1 A	4 A	–
Pollution degree	3		–	3		–

Datasheet

**Technical data – Cable, connection pattern M12x1, A-coded**

Electrical connection 2, connector system	M12x1, A-coded to EN 61076-2-101		RJ45	Sub-D			Open end		
Electrical connection 2, number of connections/cores	4	12	8	9	15	4	6	8	
Electrical connection 1, number of connections/cores	4	12	8			12	4	8	
Cable diameter	5.9 mm	7 mm	5.8 mm	6.5 ... 8.2 mm	6.8 mm	7 mm	5.9 mm	6.2 mm	6.8 mm
Cable characteristic	Suitable for robot applications		Suitable for energy chains			Suitable for robot applications		Suitable for energy chains	
Bending radius, moving cable	≥60 mm	≥70 mm	≥48 mm	≥49 mm	≥68 mm	≥70 mm	≥60 mm	≥62 mm	≥68 mm
Cable structure	4 x 0.34 mm <sup>2</sup>	12 x 0.14 mm <sup>2</sup>	1 x 4 x 0.15 mm <sup>2</sup> + 4 x 1 x 0.34 mm <sup>2</sup>	3 x (2 x 0.14 mm <sup>2</sup> ) + 2 x (0.5 mm <sup>2</sup> )	4 x 2 x 0.14 mm <sup>2</sup>	12 x 0.14 mm <sup>2</sup>	4 x 0.34 mm <sup>2</sup>	6 x 0.34 mm <sup>2</sup>	4 x 2 x 0.14 mm <sup>2</sup>
Nominal cross section conductor	0.34 mm <sup>2</sup>	0.14 mm <sup>2</sup>	0.15 mm <sup>2</sup>	0.14 ... 0.5 mm <sup>2</sup>	0.14 mm <sup>2</sup>	0.34 mm <sup>2</sup>		0.14 mm <sup>2</sup>	

**Materials – Connection pattern M12x1, A-coded**

Electrical connection 2, connector system	M12x1, A-coded to EN 61076-2-101		RJ45	Sub-D			Open end		
Electrical connection 1, number of connections/cores	4	12	8	12			4	8	
Material housing	TPE-U(PUR)		–			TPE-U(PUR)		–	
Material union nut	–					Nickel-plated die-cast zinc	–		
Material seals	NBR		–			NBR		–	
Material cable sheath	TPE-U(PUR)								
Cable sheath colour	Black				grey		Black		grey
Material insulating sheath	TPE-E		–			TPE-E		–	
Note on materials	RoHS-compliant								
LABS (PWIS) conformity	VDMA24364-B2-L		VDMA24364 zone III	VDMA24364-B2-L					

**Operating and environmental conditions – connection pattern M12x1, A-coded**

Electrical connection 2, connector system	M12x1, A-coded to EN 61076-2-101		RJ45	Sub-D			Open end		
Electrical connection 1, number of connections/cores	4	12	8	12			4	8	
Ambient temperature	-25 ... 80°C		-40 ... 80°C	-50 ... 80°C	-25 ... 80°C		-40 ... 80°C		
Ambient temperature with moving cable	0 ... 40°C		-5 ... 80°C	-40 ... 80°C	0 ... 40°C		-5 ... 80°C		
Corrosion resistance class CRC <sup>1)</sup>	2 - Moderate corrosion stress		0 - No corrosion stress			2 - Moderate corrosion stress		–	
CE mark (see declaration of conformity) <sup>2)</sup>	In accordance with EU RoHS Directive								
CE marking (see declaration of conformity)	To UK RoHS instructions								
Degree of protection	IP67		IP65			IP67		IP65	
Note on degree of protection	In assembled state		IP30 for Sub-D plug connector, In assembled state			IP50 for Sub-D plug connector, In assembled state		In assembled state	

1) More information [www.festo.com/x/topic/crc](http://www.festo.com/x/topic/crc)

2) More information [www.festo.com/catalogue/... Support/Downloads](http://www.festo.com/catalogue/... Support/Downloads).

**General technical data – Plug pattern M12x1, T-coded**

Line function	Power cable
Based on standard	EN 61076-2-111
Cable designation	With label holder

## Datasheet

**Technical data – Electrical connection 1 – Plug pattern M12x1, T-coded**

Electrical connection 1, connector system	M12x1, T-coded according to EN 61076-2-111
Electrical connection 1, function	Field device side
Electrical connection 1, connection type	Socket
Electrical connection 1, cable outlet	Straight, Angled
Electrical connection 1, design	Round
Electrical connection 1, number of connections/cores	4
Electrical connection 1, used connections/cores	4
Electrical connection 1, type of mounting	Screw-type lock
Electrical connection 1, tightening torque	0.4

**Technical data – Electrical connection 2 – Plug pattern M12x1, T-coded**

Electrical connection 2, function	Controller side
Electrical connection 2, connection type	Cable
Electrical connection 2, connector system	Open end
Wire ends	Sheath removed
Electrical connection 2, number of connections/cores	4
Electrical connection 2, used connections/cores	4

**Technical data – Electrical – Port pattern M12x1, T-coded**

Operational voltage range DC	0 ... 60 V
Immunity to surge	1.5 kV
Current rating at 40° C	5 A
Pollution degree	3
Shielding	no

**Technical data – cable – plug pattern M12x1, T-coded**

Cable diameter	7.5 mm
Cable diameter tolerance	± 0.2 mm
Cable characteristic	Suitable for robot applications
Bending radius, fixed cable	≥30 mm
Bending radius, moving cable	≥75 mm
Test conditions cable	Test conditions on request
Cable structure	4 x 0.75 mm <sup>2</sup>
Nominal cross section conductor	0.75 mm <sup>2</sup>
Conductor nominal cross section	AWG19

## Datasheet

**Materials – Plug pattern M12x1, T-coded**

Material housing	TPE-U(PUR)
Housing colour	Black
Cable sheath colour	Black
Material insulating sheath	PVC
Material screw-type lock	High-alloy stainless steel
Material seals	HNBR
Material electrical contact	Gold-plated brass
Note on materials	RoHS-compliant
LABS (PWIS) conformity	VDMA24364 zone III

**Operating and environmental conditions – plug pattern M12x1, T-coded**

Ambient temperature	-40 ... 80°C
Ambient temperature with moving cable	-20 ... 80°C
Corrosion resistance class CRC <sup>1)</sup>	0 - No corrosion stress
CE mark (see declaration of conformity) <sup>2)</sup>	In accordance with EU RoHS Directive
CE marking (see declaration of conformity) <sup>3)</sup>	To UK RoHS instructions
Degree of protection	IP67
Note on degree of protection	In assembled state

1) More information: [www.festo.com/x/topic/crc](http://www.festo.com/x/topic/crc)

2) More information [www.festo.com/catalogue/pun-h](http://www.festo.com/catalogue/pun-h) → Support/Downloads.

3) More information [www.festo.com/catalogue/pun-h](http://www.festo.com/catalogue/pun-h) → Support/Downloads.

**General technical data – Plug pattern M16**

Based on standard	EN 61984
Cable designation	Without inscription label holder

**Technical data – Electrical connection 1, plug pattern M16**

Electrical connection 1, connector system	M16x0.75
Electrical connection 1, function	Field device side
Electrical connection 1, connection type	Socket
Electrical connection 1, cable outlet	Straight
Electrical connection 1, design	Round
Electrical connection 1, number of connections/cores	8
Electrical connection 1, used connections/cores	6

**Technical data – Electrical connection 2, plug pattern M16**

Electrical connection 2, function	Controller side
Electrical connection 2, connection type	Cable
Electrical connection 2, connector system	Open end
Wire ends	Wire end sleeve to DIN 46228-A..-10 Wire end sleeve to DIN 46228-E..-10 Wire end sleeve
Electrical connection 2, number of connections/cores	8
Electrical connection 2, used connections/cores	6



## Datasheet

**Technical data – Electrical, plug pattern M16**

Current rating at 40° C	12 A	16 A
Operational voltage range DC	0 ... 600 V	
Note on operational voltage range DC	0 - 300 V for conductor cross section 0.25 mm <sup>2</sup>	0 - 300 V for conductor cross section 0.5 mm <sup>2</sup>
Operational voltage range AC	0 ... 600 V	
Note on operational voltage range AC	0 - 300 V for conductor cross section 0.25 mm <sup>2</sup>	0 - 300 V for conductor cross section 0.5 mm <sup>2</sup>
Immunity to surge	6 kV	
Note on immunity to surge	4 kV for conductor cross section 0.25 mm <sup>2</sup>	4 kV for conductor cross section 0.5 mm <sup>2</sup>
Note on permissible current load at 40°C	4 A for conductor cross section 0.25 mm <sup>2</sup>	8 A for conductor cross section 0.5 mm <sup>2</sup>
Pollution degree	3	

**Technical data – Cable, plug pattern M16**

Current rating at 40° C	12 A	16 A
Cable diameter	11 mm	12.8 mm
Cable characteristic	Suitable for energy chains	
Bending radius, fixed cable	≥55 mm	≥64 mm
Bending radius, moving cable	≥110 mm	≥128 mm
Cable structure	4 x 0.75 mm <sup>2</sup> + 2 x (2 x 0.25 mm <sup>2</sup> )	4 x 1.5 mm <sup>2</sup> + 2 x (2 x 0.5 mm <sup>2</sup> )
Nominal cross section conductor	0.25 ... 0.75 mm <sup>2</sup>	0.5 ... 1.5 mm <sup>2</sup>

**Materials – plug pattern M16**

Material cable sheath	TPE-U(PUR)
Cable sheath colour	Orange
Material insulating sheath	TPE-E
Note on materials	RoHS-compliant
LABS (PWIS) conformity	VDMA24364-B2-L

**Operating and environmental conditions – Plug pattern M16**

Ambient temperature	-50 ... 90°C
Ambient temperature with moving cable	-40 ... 90°C
Corrosion resistance class CRC <sup>1)</sup>	0 - No corrosion stress
CE mark (see declaration of conformity) <sup>2)</sup>	To EU Low Voltage Directive In accordance with EU RoHS Directive
CE marking (see declaration of conformity)	To UK RoHS instructions To UK regulations for electrical equipment
Degree of protection	IP65
Note on degree of protection	In assembled state

1) More information: [www.festo.com/x/topic/crc](http://www.festo.com/x/topic/crc)2) More information [www.festo.com/catalogue/... Support/Downloads](http://www.festo.com/catalogue/... Support/Downloads).**General technical data – Plug pattern M17**

Based on standard	EN 61984
Cable designation	Without inscription label holder

## Datasheet

## Technical data – Electrical connection 1, plug pattern M17

Electrical connection 1, connector system	M17x0.75
Electrical connection 1, function	Field device side
Electrical connection 1, connection type	Hybrid socket
Electrical connection 1, cable outlet	Straight
Electrical connection 1, design	Round
Electrical connection 1, number of connections/cores	12
Electrical connection 1, used connections/cores	12
Electrical connection 1, type of mounting	Screw-type lock

## Technical data – Electrical connection 2, plug pattern M17

Electrical connection 2, function	Controller side
Electrical connection 2, connection type	Cable
Electrical connection 2, cable outlet	Straight
Electrical connection 2, connector system	Open end
Wire ends	Wire end sleeve
Electrical connection 2, number of connections/cores	12
Electrical connection 2, used connections/cores	12
electrical connection 2, type of mounting	Plug-in

## Technical data – Electrical, plug pattern M17

Operational voltage range DC	0 ... 48 V
Immunity to surge	1.5 kV
Overvoltage category	I
Current rating at 40° C	7.6 A; 11.7 A
Pollution degree	3
Shielding	yes

## Technical data – Cable, plug pattern M17

Current rating at 40° C	7.6	11.7
Cable diameter	10.5 mm	
Cable diameter tolerance	± 0.3 mm	
Cable characteristic	Suitable for energy chains	
Bending radius, fixed cable	42 mm	
Bending radius, moving cable	78.75 mm	
Test conditions cable	Test conditions on request	
Cable structure	4 x 0.5 mm <sup>2</sup> + 2 x 0.5 mm <sup>2</sup> + 6 x 0.15 mm <sup>2</sup>	4 x 0.75 mm <sup>2</sup> + 2 x 0.5 mm <sup>2</sup> + 6 x 0.15 mm <sup>2</sup>
Nominal cross section conductor	0.15 mm <sup>2</sup> ; 0.5 mm <sup>2</sup>	0.15 mm <sup>2</sup> ; 0.5 mm <sup>2</sup> ; 0.75 mm <sup>2</sup>

## Materials – Plug pattern M17

Material cable sheath	TPE-U(PUR)
Cable sheath colour	grey
Material insulating sheath	PP
Note on materials	RoHS-compliant; Free of halogen
LABS (PWIS) conformity	VDMA24364 zone III

## Datasheet

**Operating and environmental conditions – Plug pattern M17**

Ambient temperature	-40 ... 90°C
Ambient temperature with moving cable	-25 ... 80°C
Corrosion resistance class CRC <sup>1)</sup>	1 - Low corrosion stress
CE mark (see declaration of conformity) <sup>2)</sup>	In accordance with EU RoHS Directive
CE marking (see declaration of conformity)	To UK RoHS instructions
Degree of protection	IP67
Note on degree of protection	In assembled state

1) More information: [www.festo.com/x/topic/crc](http://www.festo.com/x/topic/crc)

2) More information [www.festo.com/catalogue/.../Support/Downloads](http://www.festo.com/catalogue/.../Support/Downloads).

**General technical data – Plug pattern M23**

Based on standard	EN 61984
Cable designation	Without inscription label holder

**Technical data – Electrical connection 1, plug pattern M23**

Electrical connection 1, connector system	M23x1
Electrical connection 1, function	Field device side
Electrical connection 1, connection type	Hybrid socket
Electrical connection 1, cable outlet	Straight
Electrical connection 1, design	Round
Electrical connection 1, number of connections/cores	15
Electrical connection 1, used connections/cores	12
Electrical connection 1, type of mounting	Snap-locking, Screw-type lock

**Technical data – Electrical connection 2, plug pattern M23**

Electrical connection 2, connector system	RJ45 and open end	Sub-D and open end
Electrical connection 2, function	Controller side	
Electrical connection 2, connection type	Plugs and cables	Cable
Electrical connection 2, cable outlet	Straight	
Wire ends	Wire end sleeve	
Electrical connection 2, number of connections/cores	14	21
Electrical connection 2, used connections/cores	12	
Electrical connection 2, type of mounting	–	Plug-in

## Datasheet

### Technical data – Electrical, plug pattern M23

Electrical connection 2, connector system	RJ45 and open end	Sub-D and open end
Operational voltage range DC	0 ... 850 V	
Operational voltage range AC	0 ... 630 V	
Immunity to surge	6 kV	
Current rating at 40° C	11.7 ... 23.7 A	11.7 ... 17.8 A
Overvoltage category	–	III
Pollution degree	1; 3	3
Shielding	yes	

### Technical data – Cable, plug pattern M23

Current rating at 40° C	11.7 A	17.8 A	23.7 A
Cable diameter	12 mm	12.8 mm	13.9 mm
Cable diameter tolerance	± 0.3 mm		
Cable characteristic	Suitable for energy chains		
Bending radius, fixed cable	48 mm	51.2 mm	≥55.6 mm
Bending radius, moving cable	90 mm	96 mm	≥97.3 mm
Test conditions cable	Test conditions on request		
Cable structure	4 x 0.75 mm <sup>2</sup> + 1 x (2 x 0.75 mm <sup>2</sup> ) + 1 x (2 x 0.24 mm <sup>2</sup> + 2 x 2 x 0.15 mm <sup>2</sup> )	4 x 1.5 mm <sup>2</sup> + 1 x (2 x 0.75 mm <sup>2</sup> ) + 1 x (2 x 0.24 mm <sup>2</sup> + 2 x 2 x 0.15 mm <sup>2</sup> )	4 x 2.5 mm <sup>2</sup> + 1 x (2 x 1.0 mm <sup>2</sup> ) + 1 x (2 x 0.24 mm <sup>2</sup> + 2 x 2 x 0.15 mm <sup>2</sup> )
Nominal cross section conductor	0.15 ... 0.75 mm <sup>2</sup>	0.15 ... 1.5 mm <sup>2</sup>	0.15 ... 2.5 mm <sup>2</sup>

### Materials – Plug pattern M23

Material cable sheath	TPE-U(PUR)
Cable sheath colour	grey
Material insulating sheath	PP
Note on materials	RoHS-compliant; Free of halogen
LABS (PWIS) conformity	VDMA24364-B2-L

### Operating and environmental conditions – Plug pattern M23

Electrical connection 2, connector system	RJ45 and open end	Sub-D and open end			
Current rating at 40° C	11.7	17.8	23.7	11.7	17.8
Ambient temperature	-40 ... 90°C				
Ambient temperature with moving cable	-25 ... 80°C				
Corrosion resistance class CRC <sup>1)</sup>	1 - Low corrosion stress				
CE mark (see declaration of conformity) <sup>2)</sup>	To EU Low Voltage Directive In accordance with EU RoHS Directive				
CE marking (see declaration of conformity)	To UK RoHS instructions To UK regulations for electrical equipment				
Degree of protection	IP67			IP20, IP67	
Note on degree of protection	In assembled state				

1) More information [www.festo.com/x/topic/crc](http://www.festo.com/x/topic/crc)

2) More information [www.festo.com/catalogue/... Support/Downloads](http://www.festo.com/catalogue/... Support/Downloads).

### General technical data – Plug pattern M40

Based on standard	EN 61984
Cable designation	Without inscription label holder

## Datasheet

## Technical data – Electrical connection 1, plug pattern M40

Electrical connection 1, connector system	M40x1
Electrical connection 1, function	Field device side
Electrical connection 1, connection type	Hybrid socket
Electrical connection 1, cable outlet	Straight
Electrical connection 1, design	Round
Electrical connection 1, number of connections/cores	15
Electrical connection 1, used connections/cores	12
Electrical connection 1, type of mounting	Snap-locking

## Technical data – Electrical connection 2, plug pattern M40

Electrical connection 2, connector system	RJ45 and open end	Sub-D and open end
Electrical connection 2, function	Controller side	
Electrical connection 2, connection type	Plugs and cables	
Electrical connection 2, cable outlet	Straight	
Wire ends	Wire end sleeve	
Electrical connection 2, number of connections/cores	14	21
Electrical connection 2, used connections/cores	12	

## Technical data – Electrical, plug pattern M40

Cable structure	$4 \times 4 \text{ mm}^2 + 1 \times (2 \times 1.5 \text{ mm}^2) + 1 \times (2 \times 0.24 \text{ mm}^2) + 2 \times 2 \times 0.15 \text{ mm}^2$	$4 \times 6 \text{ mm}^2 + 1 \times (2 \times 1.5 \text{ mm}^2) + 1 \times (2 \times 0.24 \text{ mm}^2) + 2 \times 2 \times 0.15 \text{ mm}^2$
Operational voltage range DC	0 ... 850 V	
Operational voltage range AC	0 ... 630 V	
Immunity to surge	6 kV	
Current rating at 40° C	31.9 A	40 A
Pollution degree	3	

## Technical data – Cable, plug pattern M40

Cable structure	$4 \times 4 \text{ mm}^2 + 1 \times (2 \times 1.5 \text{ mm}^2) + 1 \times (2 \times 0.24 \text{ mm}^2) + 2 \times 2 \times 0.15 \text{ mm}^2$	$4 \times 6 \text{ mm}^2 + 1 \times (2 \times 1.5 \text{ mm}^2) + 1 \times (2 \times 0.24 \text{ mm}^2) + 2 \times 2 \times 0.15 \text{ mm}^2$
Cable diameter	16.4 mm	18.7 mm
Cable diameter tolerance	$\pm 0.3 \text{ mm}$	
Cable characteristic	Suitable for energy chains	
Bending radius, fixed cable	65.6 mm	74.8 mm
Bending radius, moving cable	123 mm	140.25 mm
Test conditions cable	Test conditions on request	

## Materials – Plug pattern M40

Electrical connection 2, connector system	RJ45 and open end	Sub-D and open end		
Cable structure	$4 \times 4 \text{ mm}^2 + 1 \times (2 \times 1.5 \text{ mm}^2) + 1 \times (2 \times 0.24 \text{ mm}^2) + 2 \times 2 \times 0.15 \text{ mm}^2$	$4 \times 6 \text{ mm}^2 + 1 \times (2 \times 1.5 \text{ mm}^2) + 1 \times (2 \times 0.24 \text{ mm}^2) + 2 \times 2 \times 0.15 \text{ mm}^2$	$4 \times 4 \text{ mm}^2 + 1 \times (2 \times 1.5 \text{ mm}^2) + 1 \times (2 \times 0.24 \text{ mm}^2) + 2 \times 2 \times 0.15 \text{ mm}^2$	$4 \times 6 \text{ mm}^2 + 1 \times (2 \times 1.5 \text{ mm}^2) + 1 \times (2 \times 0.24 \text{ mm}^2) + 2 \times 2 \times 0.15 \text{ mm}^2$
Material cable sheath	TPE-U(PUR)	PUR		
Cable sheath colour	grey			
Material insulating sheath	PP			
Note on materials	RoHS-compliant; Free of halogen			
LABS (PWIS) conformity	VDMA24364-B2-L			

## Datasheet

**Operating and environmental conditions – Plug pattern M40**

Electrical connection 2, connector system	RJ45 and open end		Sub-D and open end	
Cable structure	4 x 4 mm <sup>2</sup> + 1 x (2 x 1.5 mm <sup>2</sup> ) + 1 x (2 x 0.24 mm <sup>2</sup> + 2 x 2 x 0.15 mm <sup>2</sup> )	4 x 6 mm <sup>2</sup> + 1 x (2 x 1.5 mm <sup>2</sup> ) + 1 x (2 x 0.24 mm <sup>2</sup> + 2 x 2 x 0.15 mm <sup>2</sup> )	4 x 4 mm <sup>2</sup> + 1 x (2 x 1.5 mm <sup>2</sup> ) + 1 x (2 x 0.24 mm <sup>2</sup> + 2 x 2 x 0.15 mm <sup>2</sup> )	4 x 6 mm <sup>2</sup> + 1 x (2 x 1.5 mm <sup>2</sup> ) + 1 x (2 x 0.24 mm <sup>2</sup> + 2 x 2 x 0.15 mm <sup>2</sup> )
Ambient temperature	-40 ... 90°C			
Ambient temperature with moving cable	-25 ... 80°C			
Corrosion resistance class CRC <sup>1)</sup>	1 - Low corrosion stress			
CE mark (see declaration of conformity) <sup>2)</sup>	To EU Low Voltage Directive In accordance with EU RoHS Directive	To EU Low Voltage Directive		In accordance with EU RoHS Directive
CE marking (see declaration of conformity)	To UK RoHS instructions To UK regulations for electrical equipment	-		To UK RoHS instructions
Degree of protection	IP67			
Note on degree of protection	Depending on connection block			

1) More information [www.festo.com/x/topic/crc](http://www.festo.com/x/topic/crc)

2) More information [www.festo.com/catalogue/... Support/Downloads](http://www.festo.com/catalogue/... Support/Downloads).

**General technical data – Plug pattern L5**

Based on standard	EN 61984
Cable designation	Without inscription label holder

**Technical data – Electrical connection 1, plug pattern L5**

Electrical connection 1, connector system	Connection pattern L5
Electrical connection 1, function	Field device side
Electrical connection 1, connection type	Hybrid socket
Electrical connection 1, cable outlet	Straight
Electrical connection 1, design	Angular
Electrical connection 1, number of connections/cores	14
Electrical connection 1, used connections/cores	13
Electrical connection 1, type of mounting	Snap-locking

**Technical data – Electrical connection 2, plug pattern L5**

Electrical connection 2, function	Controller side
Electrical connection 2, connection type	Cable
Electrical connection 2, cable outlet	Straight
Electrical connection 2, connector system	Open end
Wire ends	Wire end sleeve
Electrical connection 2, number of connections/cores	12
Electrical connection 2, used connections/cores	12
Electrical connection 2, type of mounting	Plug-in

## Datasheet

**Technical data – Electrical, plug pattern L5**

Operational voltage range DC	0 ... 48 V
Immunity to surge	1.5 kV
Overtoltage category	1
Current rating at 40° C	7.6 A
Pollution degree	3
Shielding	yes

**Technical data – Cable, plug pattern L5**

Cable diameter	10.5 mm
Cable diameter tolerance	± 0.3 mm
Cable characteristic	Suitable for energy chains
Bending radius, fixed cable	42 mm
Bending radius, moving cable	78.75 mm
Test conditions cable	Test conditions on request
Cable structure	4 x 0.5 mm <sup>2</sup> + 2 x 0.5 mm <sup>2</sup> + 6 x 0.15 mm <sup>2</sup>
Nominal cross section conductor	0.15 mm <sup>2</sup> ; 0.5 mm <sup>2</sup>

**Materials – Plug pattern L5**

Material cable sheath	TPE-U(PUR)
Cable sheath colour	grey
Material insulating sheath	PP
Note on materials	RoHS-compliant; Free of halogen
LABS (PWIS) conformity	VDMA24364 zone III

**Operating and ambient conditions – Plug pattern L5**

Ambient temperature	-40 ... 90°C
Ambient temperature with moving cable	-25 ... 80°C
Corrosion resistance class CRC <sup>1)</sup>	1 - Low corrosion stress
CE mark (see declaration of conformity) <sup>2)</sup>	In accordance with EU RoHS Directive
CE marking (see declaration of conformity)	To UK RoHS instructions
Degree of protection	IP20
Note on degree of protection	In assembled state

1) More information: [www.festo.com/x/topic/crc](http://www.festo.com/x/topic/crc)2) More information [www.festo.com/catalogue/... Support/Downloads](http://www.festo.com/catalogue/... Support/Downloads).**General technical data – Plug pattern L10**

Based on standard	EN 61984
Cable designation	Without inscription label holder

## Datasheet

### Technical data – Electrical connection 1, plug pattern L10

Electrical connection 1, connector system	Plug pattern L10
Electrical connection 1, function	Field device side
Electrical connection 1, connection type	Hybrid socket
Electrical connection 1, cable outlet	Straight
Electrical connection 1, design	Angular
Electrical connection 1, number of connections/cores	14
Electrical connection 1, used connections/cores	13
Electrical connection 1, type of mounting	Snap-in locking, Snap-locking

### Technical data – Electrical connection 2, plug pattern L10

Electrical connection 2, function	Controller side
Electrical connection 2, connection type	Cable
Electrical connection 2, cable outlet	Straight
Electrical connection 2, connector system	Open end
Wire ends	Wire end sleeve
Electrical connection 2, number of connections/cores	12
Electrical connection 2, used connections/cores	12
electrical connection 2, type of mounting	Plug-in

### Technical data – Electrical, plug pattern L10

Operational voltage range DC	0 ... 48 V
Immunity to surge	1.5 kV
Overvoltage category	I
Current rating at 40° C	7.6 A; 11.7 A
Pollution degree	3
Shielding	yes

### Technical data – Cable, plug pattern L10

Current rating at 40° C	7.6	11.7
Cable diameter	10.5 mm	
Cable diameter tolerance	± 0.3 mm	
Cable characteristic	Suitable for energy chains	
Bending radius, fixed cable	42 mm	
Bending radius, moving cable	78.75 mm	
Test conditions cable	Test conditions on request	
Cable structure	4 x 0.5 mm <sup>2</sup> + 2 x 0.5 mm <sup>2</sup> + 6 x 0.15 mm <sup>2</sup>	4 x 0.75 mm <sup>2</sup> + 2 x 0.5 mm <sup>2</sup> + 6 x 0.15 mm <sup>2</sup>
Nominal cross section conductor	0.15 mm <sup>2</sup> ; 0.5 mm <sup>2</sup>	0.15 mm <sup>2</sup> ; 0.5 mm <sup>2</sup> ; 0.75 mm <sup>2</sup>

### Materials – Plug pattern L10

Material cable sheath	TPE-U(PUR)
Cable sheath colour	grey
Material insulating sheath	PP
Note on materials	RoHS-compliant; Free of halogen
LABS (PWIS) conformity	VDMA24364 zone III



## Datasheet

### Operating and ambient conditions – Plug pattern L10

Ambient temperature	-40 ... 90°C
Ambient temperature with moving cable	-25 ... 80°C
Corrosion resistance class CRC <sup>1)</sup>	1 - Low corrosion stress
CE mark (see declaration of conformity) <sup>2)</sup>	In accordance with EU RoHS Directive
CE marking (see declaration of conformity)	To UK RoHS instructions
Degree of protection	IP20
Note on degree of protection	In assembled state

1) More information: [www.festo.com/x/topic/crc](http://www.festo.com/x/topic/crc)

2) More information [www.festo.com/catalogue/.../Support/Downloads](http://www.festo.com/catalogue/.../Support/Downloads).

### General technical data – Plug pattern L15

Cable designation	Without inscription label holder
-------------------	----------------------------------

### Technical data – Electrical connection 1, plug pattern L15

Electrical connection 1, connector system	Plug pattern L15
Electrical connection 1, function	Field device side
Electrical connection 1, connection type	4x socket
Electrical connection 1, cable outlet	Straight
Electrical connection 1, number of connections/cores	24
Electrical connection 1, used connections/cores	24

### Technical data – Electrical connection 2, plug pattern L15

Electrical connection 2, function	Controller side
Electrical connection 2, connection type	4x cable
Electrical connection 2, connector system	Open end
Wire ends	Wire end sleeve
Electrical connection 2, number of connections/cores	24
Electrical connection 2, used connections/cores	24

### Technical data – Electrical, plug pattern L15

Nominal operating voltage DC	24 V
Shielding	yes

### Technical data – Cable, plug pattern L15

Cable diameter	3.3 ... 4.6 mm
Cable characteristic	Suitable for energy chains
Bending radius, fixed cable	23.1 mm
Bending radius, moving cable	33 mm
Cable structure	2 x 4 x 0.25 mm <sup>2</sup> + 2 x 8 x 0.08 mm <sup>2</sup>
Nominal cross section conductor	0.08 ... 0.25 mm <sup>2</sup>

## Datasheet

**Materials – Plug pattern L15**

Material cable sheath	PUR
Note on materials	RoHS-compliant
LABS (PWIS) conformity	VDMA24364 zone III

**Operating and ambient conditions – Plug pattern L15**

Ambient temperature	-40 ... 70°C
Ambient temperature with moving cable	-5 ... 70°C
Storage temperature	-40 ... 70°C
Relative air humidity	0 - 100%
Nominal altitude of use	<= 2000 m NHN
CE mark (see declaration of conformity) <sup>1)</sup>	In accordance with EU RoHS Directive
CE marking (see declaration of conformity)	To UK instructions for EMC
KC mark	KC-EMV

1) More information [www.festo.com/catalogue/...](http://www.festo.com/catalogue/...) Support/Downloads.

**General technical data – Sub-D socket**

Cable designation	Without inscription label holder
-------------------	----------------------------------

**Technical data – Electrical connection 1, Sub-D socket**

Electrical connection 1, connector system	Sub-D
Electrical connection 1, number of connections/cores	9 ... 15
Electrical connection 1, function	Field device side
Electrical connection 1, connection type	Socket
Electrical connection 1, cable outlet	Straight, Angled
Electrical connection 1, design	Angular
Electrical connection 1, used connections/cores	6 ... 10

**Technical data – Electrical connection 2, Sub-D socket**

Electrical connection 2, function	Controller side
Electrical connection 2, connection type	Cable
Electrical connection 2, connector system	Open end
Wire ends	Wire end sleeve
Electrical connection 2, number of connections/cores	6
Electrical connection 2, used connections/cores	6

**Technical data – Electrical, Sub-D socket**

Nominal operating voltage DC	24
Operational voltage range DC	0 ... 72 V

## Datasheet

**Technical data – Cable, Sub-D socket**

Electrical connection 1, number of connections/cores	9	15
Cable diameter	6.2 mm	8 mm
Cable characteristic	Suitable for energy chains	
Bending radius, moving cable	≥62 mm	≥80 mm
Cable structure	6 x 0.34 mm <sup>2</sup>	6 x 0.75 mm <sup>2</sup>
Nominal cross section conductor	0.34 mm <sup>2</sup>	0.75 mm <sup>2</sup>

**Materials – Sub-D socket**

Electrical connection 1, number of connections/cores	9	15
Material cable sheath	TPE-U(PUR)	
Cable sheath colour	grey	
Material insulating sheath	–	PP
Note on materials	RoHS-compliant	
LABS (PWIS) conformity	VDMA24364-B2-L	

**Operating and environmental conditions – Sub-D socket**

Electrical connection 1, number of connections/cores	9	15		
Electrical connection 1, cable outlet	Straight	Angled	Straight	Angled
Ambient temperature	-40 ... 80°C			
Ambient temperature with moving cable	-5 ... 80°C			
Corrosion resistance class CRC <sup>1)</sup>	0 - No corrosion stress	–	0 - No corrosion stress	
CE mark (see declaration of conformity) <sup>2)</sup>	In accordance with EU RoHS Directive			
Degree of protection	IP65			
Note on degree of protection	In assembled state			

1) Further information [www.festo.com/x/topic/kbk](http://www.festo.com/x/topic/kbk) Further information [www.festo.com/x/topic/kbk](http://www.festo.com/x/topic/kbk)

2) More information [www.festo.com/catalogue/... Support/Downloads](http://www.festo.com/catalogue/... Support/Downloads).

**General technical data – Plug pattern ITT M3**

Cable designation	Without inscription label holder
-------------------	----------------------------------

**Technical data – Electrical connection 1, plug pattern ITT M3**

Electrical connection 1, connector system	ITT M3
Electrical connection 1, function	Field device side
Electrical connection 1, connection type	Socket
Electrical connection 1, cable outlet	Straight
Electrical connection 1, design	Angular
Electrical connection 1, number of connections/cores	12
Electrical connection 1, used connections/cores	8

## Datasheet

**Technical data – Electrical connection 2, plug pattern ITT M3**

Electrical connection 2, function	Controller side
Electrical connection 2, connection type	Plugs
Electrical connection 2, cable outlet	Straight
Electrical connection 2, design	Angular
Electrical connection 2, connector system	Sub-D
Electrical connection 2, number of connections/cores	15
Electrical connection 2, used connections/cores	8

**Technical data – Electrical, plug pattern ITT M3**

Nominal operating voltage DC	24
Nominal operating voltage AC	24
Operational voltage range DC	0 ... 30 V
Operational voltage range AC	0 ... 30 V

**Technical data – Cable, plug pattern ITT M3**

Cable diameter	5.8 mm
Cable characteristic	Suitable for energy chains
Bending radius, moving cable	≥48 mm
Cable structure	1 x 4 x 0.15 mm <sup>2</sup> + 4 x 0.34 mm <sup>2</sup>
Nominal cross section conductor	0.15 ... 0.34 mm <sup>2</sup>

**Materials – Plug pattern ITT M3**

Note on materials	RoHS-compliant
LABS (PWIS) conformity	VDMA24364-B2-L

**Operating and environmental conditions – Plug pattern ITT M3**

Ambient temperature	-40 ... 80°C
Ambient temperature with moving cable	-10 ... 80°C
CE mark (see declaration of conformity) <sup>1)</sup>	In accordance with EU RoHS Directive
Degree of protection	IP65
Note on degree of protection	IP30 for Sub-D plug connector, In assembled state

1) More information [www.festo.com/catalogue/... Support/Downloads](http://www.festo.com/catalogue/... Support/Downloads).

**General technical data – Plug pattern H6**

Cable designation	Without inscription label holder
-------------------	----------------------------------

## Datasheet

### Technical data – Electrical connection 1, plug pattern H6

Electrical connection 1, connector system	Connection pattern H6, coded for motor
Electrical connection 1, function	Field device side
Electrical connection 1, connection type	Socket
Electrical connection 1, cable outlet	Straight
Electrical connection 1, design	Angular
Electrical connection 1, number of connections/cores	4
Electrical connection 1, used connections/cores	4

### Technical data – Electrical connection 2, plug pattern H6

Electrical connection 2, function	Controller side
Electrical connection 2, connection type	Cable
Electrical connection 2, connector system	Open end
Wire ends	Wire end sleeve
Electrical connection 2, number of connections/cores	4
Electrical connection 2, used connections/cores	4

### Technical data – Electrical, plug pattern H6

Operational voltage range DC	0 ... 300 V
Operational voltage range AC	0 ... 300 V
Immunity to surge	2 kV
Current rating at 40° C	9.5 A
Pollution degree	3

### Technical data – Cable, plug pattern H6

Cable diameter	7.3 mm
Cable characteristic	Suitable for energy chains
Bending radius, fixed cable	≥55 mm
Bending radius, moving cable	≥55 mm
Test conditions cable	Test conditions on request
Cable structure	4 x 0.79 mm <sup>2</sup>
Nominal cross section conductor	0.79 mm <sup>2</sup>

### Materials – Plug pattern H6

Material housing	PA
Housing colour	White
Material cable sheath	PVC
Cable sheath colour	Black
Material insulating sheath	PVC
Note on materials	RoHS-compliant
LABS (PWIS) conformity	VDMA24364 zone III

## Datasheet

### Operating and ambient conditions – Plug pattern H6

Ambient temperature	-25 ... 90°C
Ambient temperature with moving cable	-25 ... 90°C
Corrosion resistance class CRC <sup>1)</sup>	0 - No corrosion stress
CE mark (see declaration of conformity) <sup>2)</sup>	To EU Low Voltage Directive In accordance with EU RoHS Directive
CE marking (see declaration of conformity)	To UK RoHS instructions To UK regulations for electrical equipment
Degree of protection	IP20
Note on degree of protection	In assembled state

1) More information [www.festo.com/x/topic/crc](http://www.festo.com/x/topic/crc)

2) More information [www.festo.com/catalogue/... Support/Downloads](http://www.festo.com/catalogue/... Support/Downloads).

### General technical data – Plug pattern H7

Cable designation	Without inscription label holder
-------------------	----------------------------------

### Technical data – Electrical connection 1, plug pattern H7

Electrical connection 1, connector system	Connection pattern H7, coded for motor brake
Electrical connection 1, function	Field device side
Electrical connection 1, connection type	Socket
Electrical connection 1, cable outlet	Straight
Electrical connection 1, design	Angular
Electrical connection 1, number of connections/cores	2
Electrical connection 1, used connections/cores	2

### Technical data – Electrical connection 2, plug pattern H7

Electrical connection 2, function	Controller side
Electrical connection 2, connection type	Cable
Electrical connection 2, connector system	Open end
Wire ends	Wire end sleeve
Electrical connection 2, number of connections/cores	2
Electrical connection 2, used connections/cores	2

### Technical data – Electrical, plug pattern H7

Operational voltage range DC	0 ... 30 V
Operational voltage range AC	0 ... 30 V
Immunity to surge	2 kV
Current rating at 40° C	5 A
Pollution degree	3

## Datasheet

### Technical data – Cable, plug pattern H7

Cable diameter	5.1 mm
Cable characteristic	Suitable for energy chains
Bending radius, fixed cable	≥27 mm
Bending radius, moving cable	≥55 mm
Test conditions cable	Test conditions on request
Cable structure	2 x 0.51 mm <sup>2</sup>
Nominal cross section conductor	0.51 mm <sup>2</sup>

### Materials – Plug pattern H7

Material housing	PA
Housing colour	White
Material cable sheath	PVC
Cable sheath colour	Black
Material insulating sheath	PVC
Note on materials	RoHS-compliant
LABS (PWIS) conformity	VDMA24364 zone III

### Operating and environmental conditions – Plug pattern H7

Ambient temperature	-40 ... 80°C
Ambient temperature with moving cable	-10 ... 80°C
Corrosion resistance class CRC <sup>1)</sup>	0 - No corrosion stress
CE mark (see declaration of conformity) <sup>2)</sup>	In accordance with EU RoHS Directive
Degree of protection	IP20
Note on degree of protection	In assembled state

1) More information: [www.festo.com/x/topic/crc](http://www.festo.com/x/topic/crc)

2) More information [www.festo.com/catalogue/... Support/Downloads](http://www.festo.com/catalogue/... Support/Downloads).

### General technical data – Plug pattern F1

Electrical connection 1, connection type	Socket	Plugs
Conforms to standard	–	DIN 47100
Frequency of connection	30	
Cable designation	Without inscription label holder	

### Technical data – Electrical connection 1, plug pattern F1

Electrical connection 1, function	Field device side
Electrical connection 1, connection type	Socket, Plugs
Electrical connection 1, cable outlet	Angled
Electrical connection 1, note on cable outlet	90°
Electrical connection 1, design	Angular
Electrical connection 1, connector system	Connection pattern F1
Electrical connection 1, number of connections/cores	31
Electrical connection 1, used connections/cores	31
Electrical connection 1, type of mounting	Snap-locking

## Datasheet

### Technical data – Electrical connection 2, plug pattern F1

Electrical connection 1, connection type	Socket	Plugs
Electrical connection 2, function	Controller side	
Electrical connection 2, connection type	Socket	Cable
Electrical connection 2, cable outlet	Angled	–
Electrical connection 2, note on cable outlet	90°	–
Electrical connection 2, design	Angular	–
Electrical connection 2, connector system	Connection pattern F1	Open end
Wire ends	–	Wire end sleeve
Electrical connection 2, number of connections/cores	31	14 ... 28
Electrical connection 2, used connections/cores	31	14 ... 28
Electrical connection 2, type of mounting	Snap-locking	–

### Technical data – Electrical, plug pattern F1

Nominal operating voltage DC	24
Operational voltage range DC	0 ... 50 V
Immunity to surge	0.25 kV
Current rating at 40° C	0.5 A
Pollution degree	1

### Technical data – Cable, plug pattern F1

Electrical connection 1, connection type	Socket, Plugs
Cable diameter	9.9 mm
Cable diameter tolerance	± 0.2 mm
Cable characteristic	For dynamic applications; Suitable for energy chains
Bending radius, fixed cable	0 ... 49.5 mm
Information on bending radius, fixed cable installation	Can be bent once
Bending radius, moving cable	≥25 mm
Test conditions cable	Test conditions on request
Cable structure	1 x (6 x 0.35 mm <sup>2</sup> ) + 2 x (4 x 0.15 mm <sup>2</sup> ) 31 x 0.01 mm <sup>2</sup>
Nominal cross section conductor	0.0105 mm <sup>2</sup> 0.15 mm <sup>2</sup> 0.35 mm <sup>2</sup>

### Materials – plug pattern F1

Electrical connection 1, connection type	Socket	Plugs
Material housing	PA	
Housing colour	Black	
Material electrical contact	Copper alloy, tin-plated	
Material cable sheath	PET	TPE-U(PUR)
Cable sheath colour	grey	Black
Note on materials	RoHS-compliant	



## Datasheet

### Operating and environmental conditions – Plug pattern F1

Ambient temperature	-20 ... 75°C
Ambient temperature with moving cable	-5 ... 70°C
Storage temperature	-25 ... 55°C
Corrosion resistance class CRC <sup>1)</sup>	1 - Low corrosion stress
CE mark (see declaration of conformity) <sup>2)</sup>	In accordance with EU RoHS Directive
Degree of protection	IP20
Note on degree of protection	In assembled state

1) More information [www.festo.com/x/topic/crc](http://www.festo.com/x/topic/crc)

2) More information [www.festo.com/catalogue/.../Support/Downloads](http://www.festo.com/catalogue/.../Support/Downloads).

### General technical data – Plug pattern RE

Cable designation	Without inscription label holder
-------------------	----------------------------------

### Technical data – Electrical connection 1, plug pattern RE

Electrical connection 1, connector system	Connection pattern RE
Electrical connection 1, function	Field device side
Electrical connection 1, connection type	Socket
Electrical connection 1, cable outlet	Straight
Electrical connection 1, design	Angular
Electrical connection 1, number of connections/cores	6
Electrical connection 1, used connections/cores	6

### Technical data – Electrical connection 2, plug pattern RE

Electrical connection 2, function	Controller side
Electrical connection 2, connection type	Plugs
Electrical connection 2, cable outlet	Straight
Electrical connection 2, design	Angular
Electrical connection 2, connector system	Connection pattern RE
Electrical connection 2, number of connections/cores	6
Electrical connection 2, used connections/cores	6

### Technical data – Electrical, plug pattern RE

Operational voltage range DC	0 ... 30 V
Operational voltage range AC	0 ... 30 V
Immunity to surge	2 kV
Current rating at 40° C	1.6 A
Pollution degree	3

## Datasheet

## Technical data – Cable, plug pattern RE

Cable diameter	7.4 mm
Cable characteristic	Suitable for energy chains
Bending radius, fixed cable	≥55 mm
Bending radius, moving cable	≥55 mm
Test conditions cable	Test conditions on request
Cable structure	2 x 0.51 mm <sup>2</sup> + 4 x 0.205 mm <sup>2</sup>
Nominal cross section conductor	0.205 mm <sup>2</sup> 0.51 mm <sup>2</sup>

## Materials – Plug pattern RE

Material housing	PVC
Housing colour	grey
Material cable sheath	PVC
Cable sheath colour	Black
Material insulating sheath	PVC
Note on materials	RoHS-compliant
LABS (PWIS) conformity	VDMA24364 zone III

## Operating and ambient conditions – Plug pattern RE

Ambient temperature	-40 ... 80°C
Ambient temperature with moving cable	-10 ... 80°C
Corrosion resistance class CRC <sup>1)</sup>	0 - No corrosion stress
CE mark (see declaration of conformity) <sup>2)</sup>	In accordance with EU RoHS Directive
Degree of protection	IP20
Note on degree of protection	In assembled state

1) More information [www.festo.com/x/topic/crc](http://www.festo.com/x/topic/crc)

2) More information [www.festo.com/catalogue/... Support/Downloads](http://www.festo.com/catalogue/... Support/Downloads).

## General technical data – Modular product system

Electrical connection 1, connector system	Plug pattern L10; Connection pattern L5; M17x0.75	M23x1; M40x1.5
Based on standard	EN 61984	
Electrical connection	12-pin; 14-pin	-
Cable designation	Without inscription label holder	
Product weight	365 ... 1,880 g	0.199 ... 0.547 g

## Technical data – Electrical connection 1, modular product system

Electrical connection 1, connector system	Plug pattern L10; Connection pattern L5; M17x0.75	M23x1; M40x1.5
Electrical connection 1, function	Field device side	
Electrical connection 1, connection type	Hybrid socket	
Electrical connection 1, cable outlet	Straight	
Electrical connection 1, design	Angular; Round	Round
Electrical connection 1, number of connections/cores	12; 14	15
Electrical connection 1, used connections/cores	12; 13	12
Electrical connection 1, type of mounting	Snap-locking; Screw-type lock	Snap-locking

## Datasheet

Technical data – Electrical connection 2, modular product system		
Electrical connection 1, connector system	Plug pattern L10; Connection pattern L5; M17x0.75	M23x1; M40x1.5
Electrical connection 2, function	Controller side	
Electrical connection 2, connection type	Socket; Cable	Hybrid plug; Cable
Electrical connection 2, cable outlet	Straight	
Electrical connection 2, connector system	Plug pattern L10; Plug pattern L5; M17x0.75; Open end	M23x1; M40x1.5; Sub-D and open end
Wire ends	Wire end sleeve; Pin terminal	
Electrical connection 2, number of connections/cores	12; 14	15; 21
Electrical connection 2, used connections/cores	12; 13	12
Electrical connection 2, type of mounting	Snap-locking; Screw-type lock; Plug-in	Snap-locking; Plug-in

Technical data – Electrical, modular product system		
Electrical connection 1, connector system	Plug pattern L10; Connection pattern L5; M17x0.75	M23x1; M40x1.5
Operational voltage range DC	0 ... 48 V	0 ... 850 V
Operational voltage range AC	–	0 ... 630 V
Immunity to surge	1.5 kV	6 kV
Overvoltage category	I	III
Current rating at 40° C	7.6 ... 17.8 A	11.7 ... 40 A
Pollution degree	3	
Shielding	yes	

Technical data - Cables, modular product system		
Electrical connection 1, connector system	Plug pattern L10; Connection pattern L5; M17x0.75	M23x1; M40x1.5
Cable diameter	10.5 ... 10.8 mm	12 ... 18.7 mm
Cable diameter tolerance	± 0.3 mm	
Cable characteristic	Suitable for energy chains	
Bending radius, fixed cable	42 ... 43.2 mm	48 ... 74.8 mm
Bending radius, moving cable	78.75 ... 81 mm	90 ... 140.25 mm
Test conditions cable	Test conditions on request	
Cable structure	4 x 0.5 mm <sup>2</sup> + 2 x 0.5 mm <sup>2</sup> + 6 x 0.15 mm <sup>2</sup> 4 x 0.75 mm <sup>2</sup> + 2 x 0.5 mm <sup>2</sup> + 6 x 0.15 mm <sup>2</sup> 4 x 1.5 mm <sup>2</sup> + 2 x 0.5 mm <sup>2</sup> + 6 x 0.15 mm <sup>2</sup>	4 x 0.75 mm <sup>2</sup> + 1 x (2 x 0.75 mm <sup>2</sup> ) + 1 x (2 x 0.24 mm <sup>2</sup> + 2 x 2 x 0.15 mm <sup>2</sup> ) 4 x 1.5 mm <sup>2</sup> + 1 x (2 x 0.75 mm <sup>2</sup> ) + 1 x (2 x 0.24 mm <sup>2</sup> + 2 x 2 x 0.15 mm <sup>2</sup> ) 4 x 2.5 mm <sup>2</sup> + 1 x (2 x 1.0 mm <sup>2</sup> ) + 1 x (2 x 0.24 mm <sup>2</sup> + 2 x 2 x 0.15 mm <sup>2</sup> ) 4 x 4 mm <sup>2</sup> + 1 x (2 x 1.5 mm <sup>2</sup> ) + 1 x (2 x 0.24 mm <sup>2</sup> + 2 x 2 x 0.15 mm <sup>2</sup> ) 4 x 6 mm <sup>2</sup> + 1 x (2 x 1.5 mm <sup>2</sup> ) + 1 x (2 x 0.24 mm <sup>2</sup> + 2 x 2 x 0.15 mm <sup>2</sup> )
Nominal cross section conductor	0.15 mm <sup>2</sup> ; 0.5 mm <sup>2</sup> ; 0.75 mm <sup>2</sup> ; 1.5 mm <sup>2</sup>	0.15 mm <sup>2</sup> ; 0.24 mm <sup>2</sup> ; 0.75 mm <sup>2</sup> ; 1 mm <sup>2</sup> ; 1.5 mm <sup>2</sup> ; 2.5 mm <sup>2</sup> ; 4 mm <sup>2</sup> ; 6 mm <sup>2</sup>

Materials – Modular product system		
Electrical connection 1, connector system	Plug pattern L10; Connection pattern L5; M17x0.75	M23x1; M40x1.5
Material cable sheath	TPE-U(PUR)	
Cable sheath colour	grey	
Material insulating sheath	PP	
Note on materials	RoHS-compliant; Free of halogen	
LABS (PWIS) conformity	VDMA24364 zone III	VDMA24364-B2-L

## Datasheet

### Operating and environmental conditions – Modular product system

Electrical connection 1, connector system	Plug pattern L10; Connection pattern L5; M17x0.75	M23x1; M40x1.5
Ambient temperature	-40 ... 90°C	
Ambient temperature with moving cable	-25 ... 80°C	
Corrosion resistance class CRC <sup>1)</sup>	1 - Low corrosion stress	
CE mark (see declaration of conformity) <sup>2)</sup>	In accordance with EU RoHS Directive	To EU Low Voltage Directive In accordance with EU RoHS Directive
CE marking (see declaration of conformity)	To UK RoHS instructions	To UK RoHS instructions To UK regulations for electrical equipment
Degree of protection	IP20; IP67	
Note on degree of protection	In assembled state	

1) More information: [www.festo.com/x/topic/crc](http://www.festo.com/x/topic/crc)

2) More information [www.festo.com/catalogue/... Support/Downloads](http://www.festo.com/catalogue/... Support/Downloads).

## Ordering data

Ordering data – Connection pattern M12x1, socket A-coded								
Electrical connection 1, number of connections/cores	Electrical connection 1, cable outlet	Electrical connection 2, connector system	Electrical connection 2, number of connections/cores	Cable length	Product weight	Part no.	Type	
4	Straight	M12x1, A-coded to EN 61076-2-101	4	2.23 m		571900	NEBM-M12G4-RS-2.23-N-M12G4H	
		Open end		15 m		571907	NEBM-M12G4-RS-15-N-LE4	
8	Straight	RJ45	8	1 ... 25 m		5212317	NEBM-M12G8-E-N-R3G8	
				2.5 m	200 g	5212312	NEBM-M12G8-E-2.5-N-R3G8	
				5 m	320 g	5212313	NEBM-M12G8-E-5-N-R3G8	
				7.5 m	450 g	5212314	NEBM-M12G8-E-7.5-N-R3G8	
				10 m	570 g	5212315	NEBM-M12G8-E-10-N-R3G8	
				15 m	810 g	5212316	NEBM-M12G8-E-15-N-R3G8	
				Sub-D	9	1 ... 25 m		1599108
		5 m	★ 550748	NEBM-M12G8-E-5-S1G9				
		10 m	★ 550749	NEBM-M12G8-E-10-S1G9				
		15 m	★ 550750	NEBM-M12G8-E-15-S1G9				
		20 m	1599105	NEBM-M12G8-E-5-S1G9-V3				
		25 m	1599106	NEBM-M12G8-E-10-S1G9-V3				
		15	1599107	NEBM-M12G8-E-15-S1G9-V3				
		1 ... 25 m		5105625	NEBM-M12G8-E-20-S1G9			
	2.5 m		5105626	NEBM-M12G8-E-25-S1G9				
	5 m		8003765	NEBM-M12G8-E-N-S1G15				
	7.5 m		8004664	NEBM-M12G8-E-2.5-N-S1G15				
	10 m		8003762	NEBM-M12G8-E-5-N-S1G15				
	15 m		8004665	NEBM-M12G8-E-7.5-N-S1G15				
	20 m		8003763	NEBM-M12G8-E-10-N-S1G15				
	25 m		8003764	NEBM-M12G8-E-15-N-S1G15				
	Open end	8	1 ... 25 m		1451591	NEBM-M12G8-E-LE8		
	1.5 m			1451586	NEBM-M12G8-E-1.5-LE8			
	2.5 m		★ 1451587	NEBM-M12G8-E-2.5-LE8				
	5 m		★ 1451588	NEBM-M12G8-E-5-LE8				
	7 m		★ 1451589	NEBM-M12G8-E-7-LE8				
	10 m		★ 1451590	NEBM-M12G8-E-10-LE8				
	1 ... 25 m			1451679	NEBM-M12W8-E-LE8			
1.5 m	★ 1451674		NEBM-M12W8-E-1.5-LE8					
2.5 m	★ 1451675		NEBM-M12W8-E-2.5-LE8					
5 m	★ 1451676		NEBM-M12W8-E-5-LE8					
7 m	★ 1451677		NEBM-M12W8-E-7-LE8					
10 m	★ 1451678		NEBM-M12W8-E-10-LE8					
12	Straight		M12x1, A-coded to EN 61076-2-101	12	2.23 m		571902	NEBM-M12G12-RS-2.23-N-M12G12H
			Sub-D	15	15 m		571915	NEBM-M12G12-RS-15-N-S1G15

Ordering data – Connection pattern M12x1, plug A-coded							
Electrical connection 1, number of connections/cores	Electrical connection 1, cable outlet	Electrical connection 2, connector system	Electrical connection 2, number of connections/cores	Cable length	Product weight	Part no.	Type
8	Straight	Open end	6	1 ... 25 m		1449605	NEBM-SM12G8-E-Q5-LE6
				1.5 m		★ 1449600	NEBM-SM12G8-E-1.5-Q5-LE6
				2.5 m		★ 1449601	NEBM-SM12G8-E-2.5-Q5-LE6
				5 m		★ 1449602	NEBM-SM12G8-E-5-Q5-LE6
				7 m		★ 1449603	NEBM-SM12G8-E-7-Q5-LE6
				10 m		★ 1449604	NEBM-SM12G8-E-10-Q5-LE6
				15 m		5105618	NEBM-SM12G8-E-15-Q5-LE6
				20 m		5105619	NEBM-SM12G8-E-20-Q5-LE6

## Ordering data

### Ordering data – Connection pattern M12x1, plug A-coded

Electrical connection 1, number of connections/cores	Electrical connection 1, cable outlet	Electrical connection 2, connector system	Electrical connection 2, number of connections/cores	Cable length	Product weight	Part no.	Type
8	Straight	Open end	6	25 m		5105620	NEBM-SM12G8-E-25-Q5-LE6

### Ordering data – Plug pattern M12x1, socket T-coded

Electrical connection 1, number of connections/cores	Electrical connection 1, cable outlet	Electrical connection 2, connector system	Electrical connection 2, number of connections/cores	Cable length	Product weight	Part no.	Type
4	Straight	Open end	4	3 m	256 g	8140935	NEBM-T12G4-R-3-LE4
				5 m	410 g	8140936	NEBM-T12G4-R-5-LE4
				10 m	800 g	8140937	NEBM-T12G4-R-10-LE4
	Angled			3 m	256 g	8140938	NEBM-T12W4-R-3-LE4
				5 m	410 g	8140939	NEBM-T12W4-R-5-LE4
				10 m	800 g	8140940	NEBM-T12W4-R-10-LE4

### Ordering data – Plug pattern M16

Electrical connection 1, connection type	Electrical connection 2, connector system	Wire ends	Current rating at 40° C	Cable length	Product weight	Part no.	Type			
Socket	Open end	Wire end sleeve to DIN 46228-A...-10, Wire end sleeve to DIN 46228-E...-10	12 A	1 ... 25 m		8085954	NEBM-M16G8-E -Q7-LE8-1			
				2.5 m	450 g	5391541	NEBM-M16G8-E-2.5-Q7-LE8-1			
				5 m	860 g	5391543	NEBM-M16G8-E-5-Q7-LE8-1			
				7.5 m	1,300 g	5391548	NEBM-M16G8-E-7.5-Q7-LE8-1			
				10 m	1,700 g	8085952	NEBM-M16G8-E-10-Q7-LE8-1			
				15 m	2,500 g	8085953	NEBM-M16G8-E-15-Q7-LE8-1			
			16 A	1 ... 25 m		5392489	NEBM-M16G8-E -Q9-LE8-1			
				2.5 m	630 g	5391540	NEBM-M16G8-E-2.5-Q9-LE8-1			
				5 m	1,200 g	5391545	NEBM-M16G8-E-5-Q9-LE8-1			
				7.5 m	1,800 g	5391547	NEBM-M16G8-E-7.5-Q9-LE8-1			
				10 m	2,400 g	5391549	NEBM-M16G8-E-10-Q9-LE8-1			
				15 m	3,500 g	5391550	NEBM-M16G8-E-15-Q9-LE8-1			
		Wire end sleeve	12 A	1 ... 25 m	2.5 m		8003773	NEBM-M16G8-E -Q7-LE8		
					5 m		8004662	NEBM-M16G8-E-2.5-Q7-LE8		
					7.5 m		8003770	NEBM-M16G8-E-5-Q7-LE8		
					10 m		8004663	NEBM-M16G8-E-7.5-Q7-LE8		
					15 m		8003771	NEBM-M16G8-E-10-Q7-LE8		
					20 m		8003772	NEBM-M16G8-E-15-Q7-LE8		
					25 m		5085049	NEBM-M16G8-E-20-Q7-LE8		
					25 m		5085050	NEBM-M16G8-E-25-Q7-LE8		
					16 A	1 ... 25 m	2.5 m		8003769	NEBM-M16G8-E -Q9-LE8
							5 m		8004660	NEBM-M16G8-E-2.5-Q9-LE8
							7.5 m		8003766	NEBM-M16G8-E-5-Q9-LE8
							10 m		8004661	NEBM-M16G8-E-7.5-Q9-LE8
							15 m		8003767	NEBM-M16G8-E-10-Q9-LE8
							20 m		8003768	NEBM-M16G8-E-15-Q9-LE8
							25 m		5085051	NEBM-M16G8-E-20-Q9-LE8
25 m		5085052	NEBM-M16G8-E-25-Q9-LE8							

### Ordering data – Plug pattern M17

Current rating at 40° C	Cable structure	Product weight	Cable length	Part no.	Type
7.6 A	4 x 0.5 mm <sup>2</sup> + 2 x 0.5 mm <sup>2</sup> + 6 x 0.15 mm <sup>2</sup>	365 g	2.5 m	★ 8181670	NEBM-M17G12-EH-2.5-Q6N-LE12
		730 g	5 m	★ 8181668	NEBM-M17G12-EH-5-Q6N-LE12
		1,095 g	7.5 m	★ 8190096	NEBM-M17G12-EH-7.5-Q6N-LE12
		1,460 g	10 m	★ 8195457	NEBM-M17G12-EH-10-Q6N-LE12
11.7 A	4 x 0.75 mm <sup>2</sup> + 2 x 0.5 mm <sup>2</sup> + 6 x 0.15 mm <sup>2</sup>	400 g	2.5 m	★ 8195458	NEBM-M17G12-EH-2.5-Q7N-LE12

## Ordering data

Ordering data – Plug pattern M17					
Current rating at 40° C	Cable structure	Product weight	Cable length	Part no.	Type
11.7 A	4 x 0.75 mm <sup>2</sup> + 2 x 0.5 mm <sup>2</sup> + 6 x 0.15 mm <sup>2</sup>	800 g	5 m	★ 8195459	NEBM-M17G12-EH-5-Q7N-LE12
		1,200 g	7.5 m	★ 8195460	NEBM-M17G12-EH-7.5-Q7N-LE12
		1,600 g	10 m	★ 8195461	NEBM-M17G12-EH-10-Q7N-LE12

Ordering data – Plug pattern M23						
Electrical connection 1, connection type	Electrical connection 2, connector system	Current rating at 40° C	Cable length	Product weight	Part no.	Type
Hybrid socket	RJ45 and open end	11.7 A	0.5 ... 100 m		5251373	NEBM-M23G15-EH- -Q7N-R3LEG14
			2.5 m	875 g	★ 5251374	NEBM-M23G15-EH-2.5-Q7N-R3LEG14
			5 m	1,750 g	★ 5251375	NEBM-M23G15-EH-5-Q7N-R3LEG14
			7.5 m	2,625 g	★ 5251376	NEBM-M23G15-EH-7.5-Q7N-R3LEG14
			10 m	3,500 g	★ 5251377	NEBM-M23G15-EH-10-Q7N-R3LEG14
			15 m	5,250 g	★ 5251378	NEBM-M23G15-EH-15-Q7N-R3LEG14
		20 m	7,000 g	★ 5251379	NEBM-M23G15-EH-20-Q7N-R3LEG14	
		17.8 A	0.5 ... 100 m		★ 5251380	NEBM-M23G15-EH- -Q9N-R3LEG14
			2.5 m	950 g	★ 5251381	NEBM-M23G15-EH-2.5-Q9N-R3LEG14
			5 m	1,900 g	★ 5251382	NEBM-M23G15-EH-5-Q9N-R3LEG14
			7.5 m	2,850 g	★ 5251383	NEBM-M23G15-EH-7.5-Q9N-R3LEG14
			10 m	3,800 g	★ 5251384	NEBM-M23G15-EH-10-Q9N-R3LEG14
			15 m	5,700 g	★ 5251385	NEBM-M23G15-EH-15-Q9N-R3LEG14
		23.7 A	0.5 ... 100 m		★ 5251386	NEBM-M23G15-EH-20-Q9N-R3LEG14
			2.5 m	1,125 g	★ 5251387	NEBM-M23G15-EH- -Q10N-R3LEG14
			5 m	2,250 g	★ 5251388	NEBM-M23G15-EH-2.5-Q10N-R3LEG14
			7.5 m	3,375 g	★ 5251389	NEBM-M23G15-EH-5-Q10N-R3LEG14
			10 m	4,500 g	★ 5251390	NEBM-M23G15-EH-7.5-Q10N-R3LEG14
	15 m		6,750 g	★ 5251391	NEBM-M23G15-EH-10-Q10N-R3LEG14	
	Sub-D and open end	11.7 A	20 m	9,000 g	★ 5251392	NEBM-M23G15-EH-15-Q10N-R3LEG14
			20 m	9,000 g	★ 5251393	NEBM-M23G15-EH-20-Q10N-R3LEG14
			5 m	0.995 kg	8190885	NEBM-M23G15-EH-5-Q7N-S1LEG21
		17.8 A	7.5 m	1.493 kg	8190886	NEBM-M23G15-EH-7.5-Q7N-S1LEG21
			10 m	1.99 kg	8190887	NEBM-M23G15-EH-10-Q7N-S1LEG21
5 m			1.15 kg	8190888	NEBM-M23G15-EH-5-Q9N-S1LEG21	
7.5 m	1.725 kg	8190889	NEBM-M23G15-EH-7.5-Q9N-S1LEG21			
10 m	2.3 kg	8190890	NEBM-M23G15-EH-10-Q9N-S1LEG21			

Ordering data – Plug pattern M40						
Electrical connection 1, connection type	Electrical connection 2, connector system	Cable structure	Cable length	Product weight	Part no.	Type
Hybrid socket	RJ45 and open end	4 x 4 mm <sup>2</sup> + 1 x (2 x 1.5 mm <sup>2</sup> ) + 1 x (2 x 0.24 mm <sup>2</sup> + 2 x 2 x 0.15 mm <sup>2</sup> )	0.5 ... 100 m		5251394	NEBM-M40G15-EH- -Q11N-R3LEG14
			2.5 m	1.028 kg	5251395	NEBM-M40G15-EH-2.5-Q11N-R3LEG14
			5 m	2.055 kg	5251396	NEBM-M40G15-EH-5-Q11N-R3LEG14
			7.5 m	3.082 kg	5251397	NEBM-M40G15-EH-7.5-Q11N-R3LEG14
			10 m	4.11 kg	5251398	NEBM-M40G15-EH-10-Q11N-R3LEG14
			15 m	6.165 kg	5251399	NEBM-M40G15-EH-15-Q11N-R3LEG14
	Sub-D and open end	4 x 6 mm <sup>2</sup> + 1 x (2 x 1.5 mm <sup>2</sup> ) + 1 x (2 x 0.24 mm <sup>2</sup> + 2 x 2 x 0.15 mm <sup>2</sup> )	0.5 ... 100 m		5251400	NEBM-M40G15-EH-20-Q11N-R3LEG14
					5251401	NEBM-M40G15-EH- -Q12N-R3LEG14
					5251404	NEBM-M40G15-EH- -Q11N-S1LEG21
					5251405	NEBM-M40G15-EH- -Q12N-S1LEG21

## Ordering data

### Ordering data – Plug pattern L5

Electrical connection 1, connector system	Electrical connection 2, connector system	Cable length	Product weight	Part no.	Type
Connection pattern L5	Open end	2.5 m	365 g	★ 8181675	NEBM-L5G14-EH-2.5-Q6N-LE12
		5 m	730 g	★ 8181664	NEBM-L5G14-EH-5-Q6N-LE12
		7.5 m	1,095 g	★ 8181676	NEBM-L5G14-EH-7.5-Q6N-LE12
		10 m	1,460 g	★ 8181672	NEBM-L5G14-EH-10-Q6N-LE12

### Ordering data – Plug pattern L10

Current rating at 40° C	Cable structure	Cable length	Product weight	Part no.	Type
7.6 A	4 x 0.5 mm <sup>2</sup> + 2 x 0.5 mm <sup>2</sup> + 6 x 0.15 mm <sup>2</sup>	2.5 m	365 g	★ 8181677	NEBM-L10G14-EH-2.5-Q6N-LE12
		5 m	730 g	★ 8181667	NEBM-L10G14-EH-5-Q6N-LE12
		7.5 m	1,095 g	★ 8181669	NEBM-L10G14-EH-7.5-Q6N-LE12
		10 m	1,460 g	★ 8181665	NEBM-L10G14-EH-10-Q6N-LE12
11.7 A	4 x 0.75 mm <sup>2</sup> + 2 x 0.5 mm <sup>2</sup> + 6 x 0.15 mm <sup>2</sup>	2.5 m	400 g	★ 8181666	NEBM-L10G14-EH-2.5-Q7N-LE12
		5 m	800 g	★ 8181671	NEBM-L10G14-EH-5-Q7N-LE12
		7.5 m	1,200 g	★ 8181674	NEBM-L10G14-EH-7.5-Q7N-LE12
		10 m	1,600 g	★ 8181673	NEBM-L10G14-EH-10-Q7N-LE12

### Ordering data – Plug pattern L15

Electrical connection 1, connection type	Electrical connection 2, connector system	Electrical connection 2, number of connections/cores	Cable length	Product weight	Part no.	Type
4x socket	Open end	24	1 m	110 g	8178801	NEBM-L15G24-ES-1-LE24
			3 m	210 g	8178802	NEBM-L15G24-ES-3-LE24
			5 m	510 g	8178803	NEBM-L15G24-ES-5-LE24
			10 m	1,010 g	8178804	NEBM-L15G24-ES-10-LE24

### Ordering data – Sub-D socket

Electrical connection 1, number of connections/cores	Electrical connection 1, cable outlet	Electrical connection 2, connection type	Cable length	Product weight	Part no.	Type	
9	Straight	Cable	1 ... 25 m		1450373	NEBM-S1G9-E- -Q5-LE6	
			1.5 m		★ 1450368	NEBM-S1G9-E-1.5-Q5-LE6	
			2.5 m		★ 1450369	NEBM-S1G9-E-2.5-Q5-LE6	
			5 m		★ 1450370	NEBM-S1G9-E-5-Q5-LE6	
			7 m		★ 1450371	NEBM-S1G9-E-7-Q5-LE6	
			10 m		★ 1450372	NEBM-S1G9-E-10-Q5-LE6	
			15 m		5085055	NEBM-S1G9-E-15-Q5-LE6	
			20 m		5085056	NEBM-S1G9-E-20-Q5-LE6	
			25 m		5085057	NEBM-S1G9-E-25-Q5-LE6	
	Angled	Cable	1 ... 25 m		1450741	NEBM-S1W9-E- -Q5-LE6	
			1.5 m		★ 1450736	NEBM-S1W9-E-1.5-Q5-LE6	
			2.5 m		★ 1450737	NEBM-S1W9-E-2.5-Q5-LE6	
			5 m		★ 1450738	NEBM-S1W9-E-5-Q5-LE6	
			7 m		★ 1450739	NEBM-S1W9-E-7-Q5-LE6	
			10 m		★ 1450740	NEBM-S1W9-E-10-Q5-LE6	
			15 m		5085058	NEBM-S1G15-E-15-Q7-LE6	
			20 m		5085059	NEBM-S1G15-E-20-Q7-LE6	
			25 m		5085060	NEBM-S1G15-E-25-Q7-LE6	
15	Straight	Cable	1 ... 25 m		1450839	NEBM-S1G15-E- -Q7-LE6	
			1.5 m		★ 1450834	NEBM-S1G15-E-1.5-Q7-LE6	
			2.5 m		★ 1450835	NEBM-S1G15-E-2.5-Q7-LE6	
			5 m		★ 1450836	NEBM-S1G15-E-5-Q7-LE6	
			7 m		★ 1450837	NEBM-S1G15-E-7-Q7-LE6	
	Angled		Cable	1 ... 25 m		1450948	NEBM-S1W15-E- -Q7-LE6
				1.5 m		★ 1450943	NEBM-S1W15-E-1.5-Q7-LE6
				2.5 m		★ 1450944	NEBM-S1W15-E-2.5-Q7-LE6
				5 m		★ 1450945	NEBM-S1W15-E-5-Q7-LE6
				7 m		★ 1450946	NEBM-S1W15-E-7-Q7-LE6



## Ordering data

Ordering data – Sub-D socket						
Electrical connection 1, number of connections/cores	Electrical connection 1, cable outlet	Electrical connection 2, connection type	Cable length	Product weight	Part no.	Type
15	Angled	Cable	10 m		★ 1450947	NEBM-S1W15-E-10-Q7-LE6

Ordering data – Plug pattern ITT M3							
Electrical connection 1, connection type	Electrical connection 2, connection type	Electrical connection 2, connector system	Electrical connection 2, number of connections/cores	Cable length	Product weight	Part no.	Type
Socket	Plugs	Sub-D	15	20 m	1,060 g	5105627	NEBM-T1G8-E-20-N-S1G15
				25 m	1,300 g	5105628	NEBM-T1G8-E-25-N-S1G15

Ordering data – Plug pattern H6							
Electrical connection 1, connector system	Electrical connection 1, connection type	Electrical connection 2, connection type	Electrical connection 2, connector system	Cable length	Product weight	Part no.	Type
Connection pattern H6, coded for motor	Socket	Cable	Open end	2.5 m		★ 5219197	NEBM-H6G4-E-2.5-Q13N-LE4
				5 m		★ 5219198	NEBM-H6G4-E-5-Q13N-LE4
				7.5 m		★ 5219199	NEBM-H6G4-E-7.5-Q13N-LE4
				10 m		★ 5219200	NEBM-H6G4-E-10-Q13N-LE4
				15 m		★ 8097203	NEBM-H6G4-E-15-Q13N-LE4
				20 m		★ 8097204	NEBM-H6G4-E-20-Q13N-LE4
				25 m		★ 8097205	NEBM-H6G4-E-25-Q13N-LE4


Ordering data – Plug pattern H7							
Electrical connection 1, connector system	Electrical connection 1, connection type	Electrical connection 2, connection type	Electrical connection 2, connector system	Cable length	Product weight	Part no.	Type
Connection pattern H7, coded for motor brake	Socket	Cable	Open end	2.5 m		5219205	NEBM-H7G2-E-2.5-Q14N-LE2
				5 m		★ 5219206	NEBM-H7G2-E-5-Q14N-LE2
				7.5 m		5219207	NEBM-H7G2-E-7.5-Q14N-LE2
				10 m		★ 5219208	NEBM-H7G2-E-10-Q14N-LE2
				15 m		★ 8097206	NEBM-H7G2-E-15-Q14N-LE2
				20 m		★ 8097207	NEBM-H7G2-E-20-Q14N-LE2
				25 m		★ 8097208	NEBM-H7G2-E-25-Q14N-LE2

Ordering data – Plug pattern F1						
Electrical connection 1, connection type	Electrical connection 2, connector system	Electrical connection 2, number of connections/cores	Cable length	Product weight	Part no.	Type
Socket	Connection pattern F1	31	0.2 m	11 g	8113317	NEBM-F1W31-XC-0.2-F1N-DF1W31
			0.5 m	27 g	8079819	NEBM-F1W31-XC-0.5-F1N-DF1W31
Plugs	Open end	14	2.6 m	770 g	5213343	NEBM-SF1W31-EH-2.6-Q15N-LE14
			5 m	1,480 g	8113308	NEBM-SF1W31-EH-5-Q15N-LE14
			10 m	2,960 g	8113310	NEBM-SF1W31-EH-10-Q15N-LE14
		28	2.6 m	770 g	5213342	NEBM-SF1W31-EH-2.6-Q15N-LE28
			5 m	1,480 g	8113307	NEBM-SF1W31-EH-5-Q15N-LE28
			10 m	2,960 g	8113309	NEBM-SF1W31-EH-10-Q15N-LE28

Ordering data – Connection pattern RE						
Electrical connection 1, connection type	Electrical connection 2, connection type	Electrical connection 2, connector system	Cable length	Product weight	Part no.	Type
Socket	Plugs	Connection pattern RE	2.5 m		★ 5219213	NEBM-REG6-E-2.5-Q14N-REG6
			5 m		★ 5219214	NEBM-REG6-E-5-Q14N-REG6
			7.5 m		★ 5219215	NEBM-REG6-E-7.5-Q14N-REG6
			10 m		★ 5219216	NEBM-REG6-E-10-Q14N-REG6
			15 m		★ 8097200	NEBM-REG6-E-15-Q14N-REG6

## Ordering data

Ordering data – Connection pattern RE						
Electrical connection 1, connection type	Electrical connection 2, connection type	Electrical connection 2, connector system	Cable length	Product weight	Part no.	Type
Socket	Plugs	Connection pattern RE	20 m		★ 8097201	NEBM-REG6-E-20-Q14N-REG6
			25 m		★ 8097202	NEBM-REG6-E-25-Q14N-REG6

Ordering data – Modular product system						
	Electrical connection 1, connector system	Electrical connection 2, connector system	Cable length	Part no.	Type	
	Plug pattern L10, Connection pattern L5, M17x0.75	Plug pattern L10, Plug pattern L5, M17x0.75, Open end	0.5 ... 20 m	8181663	NEBM-LX/M17-	
	M23x1, M40x1.5	M23x1, M40x1.5, Sub-D and open end	0.5 ... 99.9 m	8190874	NEBM-M23/40	