

## Type codes


001	Series
<b>KVI</b>	Connecting cable
002	Use
<b>CP</b>	CPI interface
003	Cable characteristic
<b>3</b>	Suitable for energy chains
004	
<b>GS</b>	Straight plug
<b>WS</b>	Angled plug

005	Connection technology on the right, controller side
<b>GD</b>	Straight socket
<b>WD</b>	Angled socket
006	Cable length [m]
<b>0,25</b>	0.25 m
<b>0,5</b>	0.5 m
<b>2,0</b>	2 m
<b>5,0</b>	5 m
<b>8,0</b>	8 m

## Datasheet

### Connecting cable KVI-CP

- Connecting cable
- Pre-assembled at both ends
- For connecting components of the installation system CPI
- Cable lengths 0.25 ... 8 m



#### General technical data

Cable designation	Via accessories
-------------------	-----------------

#### Technical data – Electrical connection 1

Function	Field device side
Connection type	Socket
Cable outlet	Angled/straight
Design	Round
Connection technology	M9x0.5
Number of pins/cores	5
Assigned pins/cores	5
Type of mounting	Screw-type lock

#### Technical data – Electrical connection 2

Function	Controller side
Connection type	Plug
Cable outlet	Angled/straight
Design	Round
Connection technology	M9x0.5
Number of pins/cores	5
Assigned pins/cores	5
Type of mounting	Screw-type lock

#### Technical data – Electrics

Operating voltage range	[V DC]	0 ... 30
Surge resistance	[kV]	1.5
Current rating at 40°C	[A]	1.6
Note on current rating at 40°C		2.3 A for 0.34 mm <sup>2</sup> 3.6 A for 0.49 mm <sup>2</sup>
Pollution degree		1
Contact durability		500
Additional functions		Contact 3 of socket 1 mm leading

## Datasheet

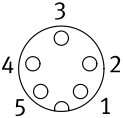
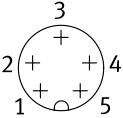
Technical data – Cable			
Cable diameter	[mm]	5.5	
Cable composition	[mm <sup>2</sup> ]	2x0.25 + 2x0.34 + 0.49	
		Shielded	
Nominal conductor cross section	[mm <sup>2</sup> ]	0.25	0.34
			0.49
Cable characteristic		Suitable for use with energy chains	
Bending radius, flexible cable installation	[mm]	≥75	
Test conditions, cable		Test conditions on request	

Materials	
Housing	PA, PBT, TPE-U(PUR)
Housing colour	Black
Screw-type lock	Brass, nickel-plated
Pin contacts	Bronze, gold-plated
	Gold-plated brass
Cable sheath	TPE-U(PUR)
Cable sheath colour	Light grey
Insulating sheath	TPE-U(PUR)
Note on materials	RoHS-compliant
LABS (PWIS) conformity	VDMA24364-B2-L

Operating and environmental conditions	
Ambient temperature	[°C] –20 ... +80
Ambient temperature with flexible cable installation	[°C] –5 ... +80
Corrosion resistance class CRC <sup>1)</sup>	1
CE marking (see declaration of conformity) <sup>2)</sup>	To EU RoHS Directive
UKCA marking (see declaration of conformity) <sup>2)</sup>	To UK RoHS regulations
Degree of protection	IP65
	IP67
Note on degree of protection	In mounted state

1) More information [www.festo.com/x/topic/crc](http://www.festo.com/x/topic/crc)2) More information [www.festo.com/catalogue/...](http://www.festo.com/catalogue/...) → Support/Downloads.

## Datasheet

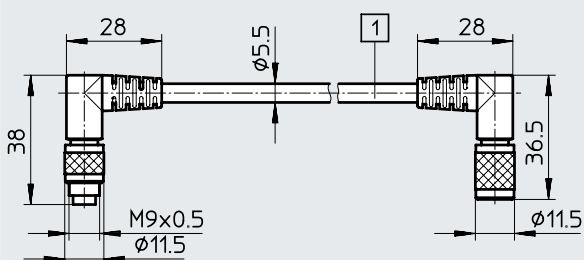
Circuitry (socket/plug view)					
Electrical connection 1	Pin	Wire colour <sup>1)</sup>	Pin	Electrical connection 2	
	1	YE	1		
	2	GY	2		
	3	GN	3		
	4	WH	4		
	5	BN	5		
Housing		Shielding	Housing		

1) According to IEC 757

### Dimensions

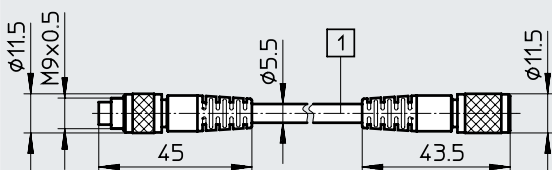
Download CAD data → [www.festo.com](http://www.festo.com)

KVI-CP-3-WSWD-...



[1] Cable lengths 0.25 m, 0.5 m, 2 m, 5 m, or 8 m depending on the order

KVI-CP-3-GSGD-...

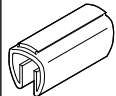


[1] Cable length 2 m, 5 m or 8 m, depending on the order

### Ordering data

Electrical connection	Cable length [m]	Weight [g]	Part no.	Type
Straight socket – straight plug	2	113.8	540332	KVI-CP-3-GS-GD-2
	5	255.4	540333	KVI-CP-3-GS-GD-5
	8	397	540334	KVI-CP-3-GS-GD-8
Angled socket – angled plug	0.25	33.6	540327	KVI-CP-3-WS-WD-0.25
	0.5	45.4	540328	KVI-CP-3-WS-WD-0.5
	2	116.2	540329	KVI-CP-3-WS-WD-2
	5	257.8	540330	KVI-CP-3-WS-WD-5
	8	399.4	540331	KVI-CP-3-WS-WD-8

### Ordering data – Accessories

		Part no.	Type
	Inscription labels for attaching to a cable with diameter 5 ... 8 mm	33361	KM-BZ