

Vacuum suction grippers ESG

FESTO



Suction grippers ESG

Key features

Product overview

Festo suction grippers offer outstanding functionality and quality.

An extensive, modular range of suction cups with connection attachments, in different shapes, materials and sizes, plus a wide selection of

suction cup holders, angle and height compensators and vacuum filters within the modular suction gripper

system, provide users with a huge range of possible combinations for a wide variety of applications.

Suction grippers ESG

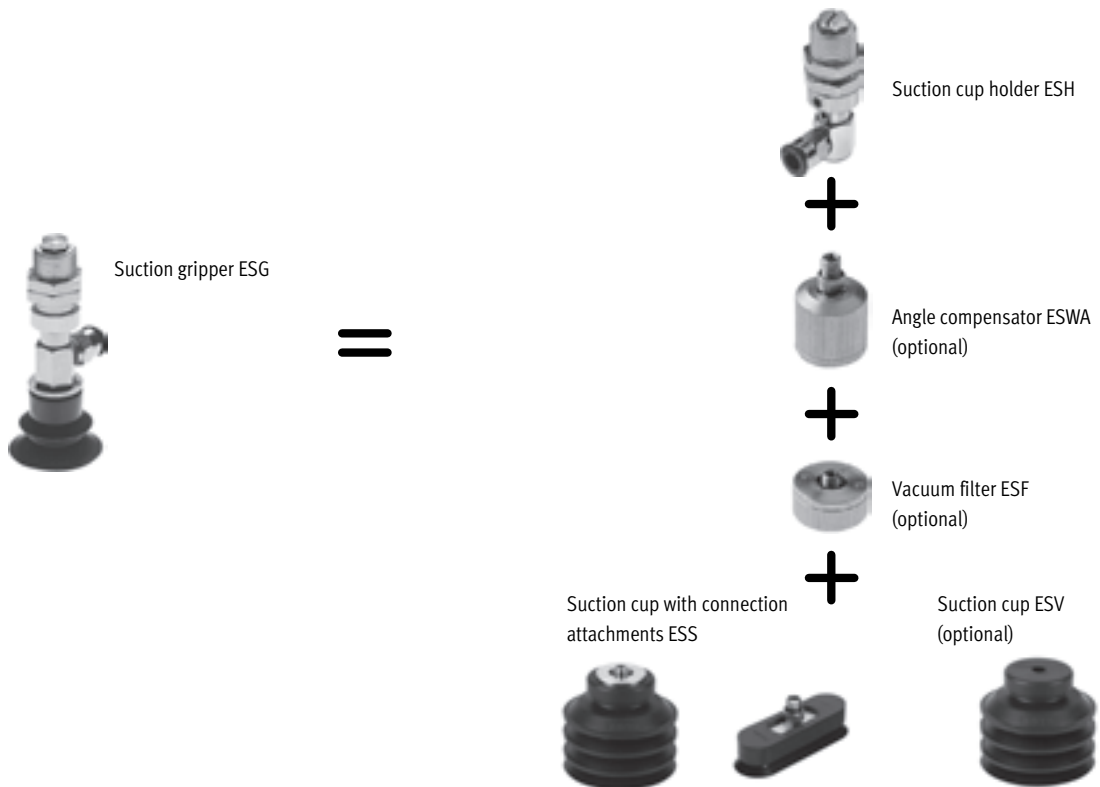
→ 7

Modular products with over 2000 variants

- The ideal solution for the transport of workpieces of different weights, surfaces and shapes
- Choose from:
 - 15 suction cup diameters
 - 6 different materials – including antistatic types
 - 6 suction cup shapes
 - Numerous suction cup holders
 - Optional accessories (vacuum filters and angle compensators)
- Wide range of variants
- A suitable solution for every task
- Wide range to suit applications with various temperature ranges and workpiece surfaces
- Suction cups made from silicone are approved for use in the food industry

Suction gripper as a complete solution

Suction gripper made of individual components



Suction grippers ESG

Key features

FESTO

Suction cups VAS/VASB

Sturdy and reliable

Technical data → Internet: vas

- The ideal solution for the transport of workpieces of different weights, surfaces and shapes
- Choose from:
 - 11 suction cup diameters
 - 2 suction cup shapes: round and bellows design
 - 3 materials: nitrile rubber, polyurethane and silicone for use in a wide variety of applications
- Wide range to suit applications with various temperature ranges and workpiece surfaces
- Suction cups made from silicone are approved for use in the food industry
- All tubing connection sizes correspond to a holder size



Suction grippers ESG

Key features

At a glance

The Festo suction gripper range offers a wide variety of possible combinations with a modular product system comprising more than 2000 variants. Choose from:

- 2 suction cup shapes:
 - Round, 15 different diameters
 - Oval, 11 different diameters
- 6 suction cup designs
- 6 different suction cup materials

- Numerous suction cup holders:
 - With and without height compensators
 - With various tubing connections: push-in connector, barbed connector, thread
- Optional accessories: vacuum filters, angle compensators and suction cup inserts

Even extremely small workpieces, e.g. in the electronics industry, can be conveyed gently and accurately. Additionally, all components included in the modular range are easily and quickly interchangeable in the event that requirements change. Suction grippers can be ordered complete, or as individual components.

Cost savings thanks to:

- Modular range
- The low-cost suction cup can be replaced easily (wearing part)
- Reduced warehousing
- Long service life
- Low investment costs
- Large range – including industry-related solutions

The complete solution

The suction gripper ESG comes already assembled to meet your specific requirements and is ready to use.

The suction cup shape and dimensions together form a part number which you can customise to form a type code by adding your own choice of suction cup material, holder type, tubing connectors and accessories.

The benefit to you: With just one part number and type code you can order your own complete suction gripper.



The individual components

If, for instance, you have to handle a different workpiece surface finish, all you need to do is add the right suction cup.

The benefit to you: By adding individual components you can create new areas of application for your suction gripper ESG.

Suction cup holder ESH

Technical data → Internet: [esh](#)

The area of application determines which is the right suction cup holder to use.

The suction cup or accessory is attached directly to the suction cup holder.

- 6 holder sizes
- 8 holder types
- 3 tubing connector options



Suction cup ESS

Technical data → Internet: [ess](#)

The suction cup consists of the suction cup itself, plus the support plate with mounting.

Here too, the area of application of the suction gripper determines which is the right suction cup to use.

- 6 connection sizes: a tubing connector for every holder size
- 2 suction cup shapes
- 6 suction cup designs
- 6 suction cup materials



Accessories

Vacuum filter ESF

Technical data → Internet: [esf](#)

- For protecting vacuum generators from contamination or damage



Angle compensator ESWA

Technical data → Internet: [eswa](#)

- The angle compensator ensures maximum suction cup grip for workpieces with uneven surfaces.



Suction cup insert OASI

Technical data → Internet: [oasi](#)

- For conveying unstable and fragile workpieces



Suction grippers ESG

Product range overview

FESTO


Suction cup holders

Connection with G thread
For suction cup $\varnothing 60 \dots 200$ mm
For suction cup size 15x45 ... 30x90 mm

Push-in connector QS
For suction cup $\varnothing 2 \dots 50$ mm
For suction cup size 4x10 ... 10x30 mm

Barbed connector PK
For suction cup $\varnothing 2 \dots 50$ mm
For suction cup size 4x10 ... 10x30 mm

Holder type
For suction cup \varnothing [mm]
For suction cup size [mm]

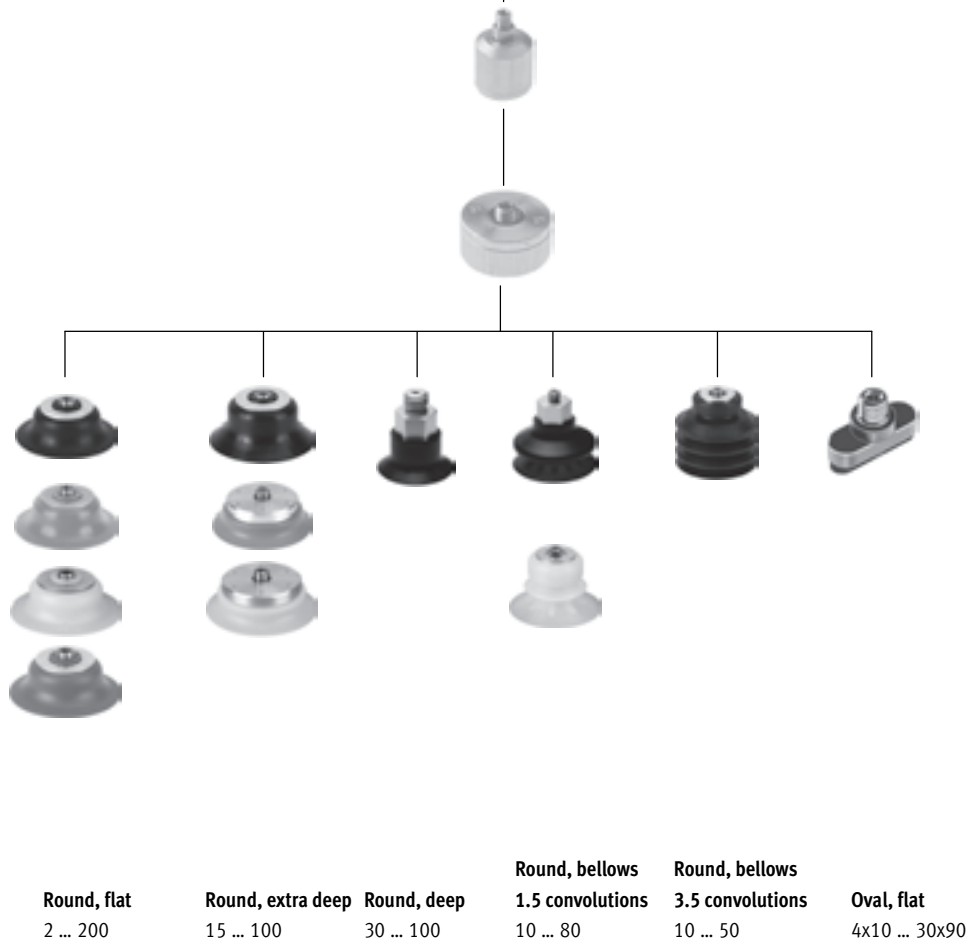


Angle compensator
For suction cup 10 ... 100 mm
Only holder sizes 3, 4 and 5

Vacuum filter
For suction cup 10 ... 50 mm
For suction cup size 4x10 ... 30x90 mm
Only holder sizes 3 and 4

Suction cups with connection attachments

- Materials:
- FPM (fluoro elastomer)
for suction cup $\varnothing 2 \dots 200$ mm
 - NBR (nitrile rubber)
for suction cup $\varnothing 2 \dots 200$ mm
 - BR (butadiene rubber)
anti-static
for suction cup $\varnothing 2 \dots 50$ mm
 - VMQ (silicone)
for suction cup $\varnothing 2 \dots 200$ mm
 - PUR (polyurethane)
for suction cup $\varnothing 2 \dots 200$ mm
 - Vulkollan®
for suction cup $\varnothing 30 \dots 100$ mm



Suction grippers ESG

Type code

FESTO

ESG – 20 – S N – HC – QS

Type	
ESG	Suction gripper

Suction cup with connection attachments, round/oval

Suction cup Ø [mm]	
	2, 4, 6, 8, 10, 15, 20, 30, 40, 50, 60, 80, 100, 150, 200

Suction cup size [mm]	
	4x10, 4x20, 6x10, 6x20, 8x20, 8x30, 10x30, 15x45, 20x60, 25x75, 30x90

Suction cup shape

S	Round, flat
E	Round, extra deep
B	Round, bellows with 1.5 convolutions
C	Round, bellows with 3.5 convolutions
G	Round, deep
O	Oval, flat

Materials

F	FPM (fluoro elastomer)
N	NBR (nitrile rubber)
NA	BR (butadiene rubber), anti-static
S	VMQ (silicone)
U	PUR (polyurethane)
T	Vulkollan®

Suction cup holder

HA	Vacuum port on top, without height compensator
HB	Vacuum port on side, without height compensator
HC	Vacuum port on top, with height compensator
HCL	Vacuum port on top, with long height compensator
HD	Vacuum port on side, with height compensator
HDL	Vacuum port on side, with long height compensator
HE	Vacuum port on top, with threaded connection for direct screw-in, without height compensator
HF	Vacuum port on top, with threaded connection for direct screw-in, with height compensator

Vacuum port

QS	Push-in connector QS
PK	Barbed fitting connection
G	Threaded connection

 Note

Possible combinations can be found in the ordering data.

Suction grippers ESG, suction cup Ø 2/4 mm

Technical data holder size 1


Holder size 1

For suction cup Ø 2/4 mm

Suction cup shape:

- Round, flat



General technical data – Suction cup S		Technical data → Internet: ess	
Suction cup shape		Suction cup Ø [mm]	
		2	4
S – round, flat: material FPM, NBR, BR, VMQ (silicone), PUR			
	Connection suction cup holder		O.D 3 mm ¹⁾
	Nominal width [mm]	0.6	1.2
	Holding force at nominal operating pressure –0.7 bar [N]	0.1	0.46
	Suction cup volume [cm ³]	0.002	0.008
	Min. workpiece radius [mm]	10	10
	Weight [g]	0.1	0.1

1) Is inserted into the suction cup holder.

Material types – Suction cup S					
Material	F	N	NA	S	U
Shore hardness	60 ±5	50 ±5	50 ±5	50 ±5	60 ±5
Suction cup	FPM Colour: grey	NBR Colour: black	BR Colour: black/white dot	VMQ (silicone) Colour: transparent	PUR Colour: blue
Threaded plug	Nickel-plated brass				
Note on materials	RoHS-compliant				
	Free of copper and PTFE				
	–			Contains PWIS (paint-wetting impairment substances)	

Operating and environmental conditions – Suction cup S					
Material	F	N	NA	S	U
Operating medium	Atmospheric air based on ISO 8573-1:2010 [7:-:-]				
Ambient temperature [°C]	–10 ... +200	–10 ... +70	–10 ... +70	–30 ... +180	–20 ... +60
Corrosion resistance class CRC ¹⁾	1				
Special characteristics	–	–	Anti-static	–	–
Suitable for use in the food industry	–	–	–	As per manufacturer's declaration	–

1) Corrosion resistance class CRC 1 to Festo standard FN 940070
Low corrosion stress. For dry indoor applications or transport and storage protection. Also applies to parts behind covers, in the non-visible interior area, and parts which are covered in the application (e.g. drive trunnions).

Suction grippers ESG, suction cup \varnothing 2/4 mm

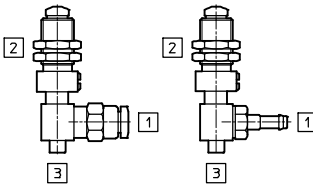
Technical data holder size 1

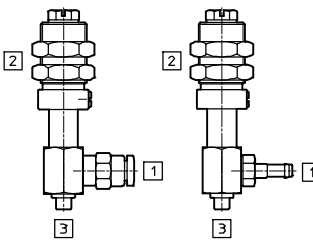
General technical data – Suction cup holder HA/HB/HC/HCL		Technical data → Internet: esh	
Vacuum port 1		QS-4	PK-3
HA – Vacuum port on top, mounting with lock nut, without height compensator			
	Mounting thread 2	M6x0.75	M5x0.5
	Suction cup mounting 3	\varnothing 3 mm	\varnothing 3 mm
	Nominal width [mm]	3	2.5
	Volume [cm ³]	0.239	0.09
	Ambient temperature [°C]	0 ... +60	-10 ... +60
	Weight [g]	6	3
	Materials-holder	Tempered steel, high-alloy steel, POM	Tempered steel, high-alloy steel
	Materials-seals	NBR	NBR, steel
	Note on materials	RoHS-compliant	RoHS-compliant
HB – Vacuum port on side, mounting with female thread, without height compensator			
	Mounting thread 2	M3	M3
	Suction cup mounting 3	\varnothing 3 mm	\varnothing 3 mm
	Nominal width [mm]	3	2.5
	Volume [cm ³]	0.228	0.108
	Ambient temperature [°C]	0 ... +60	-10 ... +60
	Weight [g]	5	4
	Materials-holder	Tempered steel, high-alloy steel, POM	Tempered steel, high-alloy steel
	Materials-seals	NBR, steel	NBR, steel
	Note on materials	RoHS-compliant	RoHS-compliant
HC – Vacuum port on top, mounting with lock nut, with height compensator			
	Mounting thread 2	M12x1	M8x0.75
	Suction cup mounting 3	\varnothing 3 mm	\varnothing 3 mm
	Nominal width [mm]	2.4	1.2
	Volume [cm ³]	0.385	0.117
	Height compensator [mm]	3	3
	Spring force (normal/min. length) [N]	Max. 1	Max. 1
	Ambient temperature [°C]	0 ... +60	-10 ... +60
	Weight [g]	17	8
	Materials-holder	Tempered steel, high-alloy steel, POM	Tempered steel, high-alloy steel
Materials-seals	NBR, steel	NBR, steel	
Note on materials	RoHS-compliant	RoHS-compliant	
HCL – Vacuum port on top, mounting with lock nut, with long height compensator			
	Mounting thread 2	M12x1	M12x1
	Suction cup mounting 3	\varnothing 3 mm	\varnothing 3 mm
	Nominal width [mm]	2.8	1.9
	Volume [cm ³]	0.489	0.36
	Height compensator [mm]	10	10
	Spring force (normal/min. length) [N]	Max. 1	Max. 1
	Ambient temperature [°C]	0 ... +60	-10 ... +60
	Weight [g]	20	19
	Materials-holder	Tempered steel, high-alloy steel, POM	Tempered steel, high-alloy steel
Materials-seals	NBR, steel	NBR, steel	
Note on materials	RoHS-compliant	RoHS-compliant	

Suction grippers ESG, suction cup $\varnothing 2/4$ mm

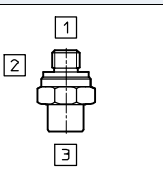
Technical data holder size 1

General technical data – Suction cup holder HD/HDL		Technical data → Internet: esh
Vacuum port 1	QS-4	PK-3

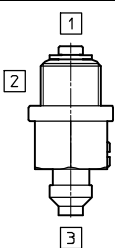
HD – Vacuum port on side, mounting with lock nut, with height compensator			
	Mounting thread 2	M8x0.75	M8x0.75
	Suction cup mounting 3	$\varnothing 3$ mm	$\varnothing 3$ mm
	Nominal width [mm]	3	1.9
	Volume [cm ³]	0.241	0.12
	Height compensator [mm]	3	3
	Spring force (normal/min. length) [N]	Max. 1	Max. 1
	Ambient temperature [°C]	0 ... +60	-10 ... +60
	Weight [g]	13	11
	Materials-holder	Tempered steel, high-alloy steel, POM	Tempered steel, high-alloy steel
	Materials-seals	NBR, steel	NBR, steel
Note on materials	RoHS-compliant	RoHS-compliant	

HDL – Vacuum port on side, mounting with lock nut, with long height compensator			
	Mounting thread 2	M12x1	M12x1
	Suction cup mounting 3	$\varnothing 3$ mm	$\varnothing 3$ mm
	Nominal width [mm]	3	1.9
	Volume [cm ³]	0.272	0.15
	Height compensator [mm]	10	10
	Spring force (normal/min. length) [N]	Max. 1	Max. 1
	Ambient temperature [°C]	0 ... +60	-10 ... +60
	Weight [g]	29	28
	Materials-holder	Tempered steel, high-alloy steel, POM	Tempered steel, high-alloy steel
	Materials-seals	NBR, steel	NBR, steel
Note on materials	RoHS-compliant	RoHS-compliant	

General technical data – Suction cup holder HE		Technical data → Internet: esh
Vacuum port 1	M3	

HE – Vacuum port on top, with threaded connection for direct screw-in, without height compensator		
	Mounting thread 2	M3
	Suction cup mounting 3	$\varnothing 3$ mm
	Nominal width [mm]	1.2
	Volume [cm ³]	0.04
	Ambient temperature [°C]	-10 ... +60
	Weight [g]	1
	Materials-holder	Tempered steel
	Materials-seals	NBR, steel, wrought aluminium alloy, POM
Note on materials	RoHS-compliant	

General technical data – Suction cup holder HF		Technical data → Internet: esh
Vacuum port 1	M10x1	

HF – Vacuum port on top, with threaded connection for direct screw-in, with height compensator		
	Mounting thread 2	M10x1
	Suction cup mounting 3	$\varnothing 3$ mm
	Nominal width [mm]	2
	Volume [cm ³]	0.108
	Height compensator [mm]	2.6
	Spring force (normal/min. length) [N]	2/4
	Ambient temperature [°C]	-10 ... +60
	Weight [g]	14
	Materials-holder	Tempered steel
	Materials-seals	NBR, POM
Note on materials	RoHS-compliant	

Suction grippers ESG, suction cup Ø 6/8 mm

Technical data holder size 2


Holder size 2

For suction cup Ø 6/8 mm

Suction cup shape:

- Round, flat



General technical data – Suction cup S		Technical data → Internet: ess	
Suction cup shape		Suction cup Ø [mm]	
		6	8
S – round, flat: material FPM, NBR, BR, VMQ (silicone), PUR			
	Connection suction cup holder	I.D. 4 mm ¹⁾	I.D. 4 mm ¹⁾
	Nominal size [mm]	2	2
	Holding force at nominal operating pressure –0.7 bar [N]	1.1	2.3
	Suction cup volume [cm ³]	0.015	0.030
	Min. workpiece radius [mm]	15	20
	Weight [g]	0.2	0.2

1) Is fitted into the suction cup holder.

Material types – Suction cup S					
Material	F	N	NA	S	U
Shore hardness	60 ±5	50 ±5	50 ±5	50 ±5	60 ±5
Suction cup	FPM Colour: grey	NBR Colour: black	BR Colour: black/white dot	VMQ (silicone) Colour: transparent	PUR Colour: blue
Threaded plug	Nickel-plated brass				
Note on materials	RoHS-compliant				
	Free of copper and PTFE				
	–			Contains PWIS (paint-wetting impairment substances)	

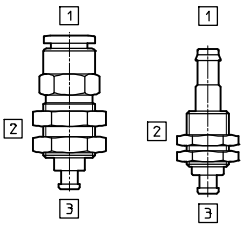
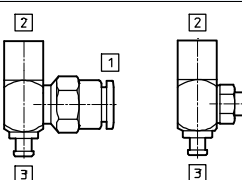
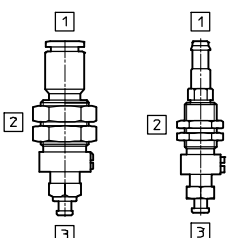
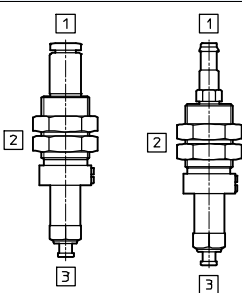
Operating and environmental conditions – Suction cup S					
Material	F	N	NA	S	U
Operating medium	Atmospheric air based on ISO 8573-1:2010 [7:-:-]				
Ambient temperature [°C]	–10 ... +200	–10 ... +70	–10 ... +70	–30 ... +180	–20 ... +60
Corrosion resistance class CRC ¹⁾	1				
Special characteristics	–	–	Anti-static	–	–
Suitable for use in the food industry	–	–	–	As per manufacturer's declaration	–

1) Corrosion resistance class CRC 1 to Festo standard FN 940070
 Low corrosion stress. For dry indoor applications or transport and storage protection. Also applies to parts behind covers, in the non-visible interior area, and parts which are covered in the application (e.g. drive trunnions).

Suction grippers ESG, suction cup \varnothing 6/8 mm

Technical data holder size 2

FESTO

General technical data – Suction cup holder HA/HB/HC/HCL		Technical data → Internet: esh	
Vacuum port 1		QS-6	PK-4
HA – Vacuum port on top, mounting with lock nut, without height compensator			
	Mounting thread 2	M10x1	M8x0.75
	Suction cup mounting 3	\varnothing 4 mm	\varnothing 4 mm
	Nominal width [mm]	2	2
	Volume [cm ³]	0.501	0.169
	Ambient temperature [°C]	0 ... +60	-10 ... +60
	Weight [g]	12	7
	Materials-holder	Tempered steel, high-alloy steel, POM	Tempered steel, high-alloy steel
	Materials-seals	NBR	NBR, steel
Note on materials	RoHS-compliant	RoHS-compliant	
HB – Vacuum port on side, mounting with female thread, without height compensator			
	Mounting thread 2	M4	M4
	Suction cup mounting 3	\varnothing 4 mm	\varnothing 4 mm
	Nominal width [mm]	2	2
	Volume [cm ³]	0.418	0.188
	Ambient temperature [°C]	0 ... +60	-10 ... +60
	Weight [g]	13	11
	Materials-holder	Tempered steel, high-alloy steel, POM	Tempered steel, high-alloy steel
	Materials-seals	NBR, steel	NBR, steel
Note on materials	RoHS-compliant	RoHS-compliant	
HC – Vacuum port on top, mounting with lock nut, with height compensator			
	Mounting thread 2	M12x1	M8x0.75
	Suction cup mounting 3	\varnothing 4 mm	\varnothing 4 mm
	Nominal width [mm]	2.2	1.2
	Volume [cm ³]	0.551	0.192
	Height compensator [mm]	3	3
	Spring force (normal/min. length) [N]	Max. 1	Max. 1
	Ambient temperature [°C]	0 ... +60	-10 ... +60
	Weight [g]	18	8
Materials-holder	Tempered steel, high-alloy steel, POM	Tempered steel, high-alloy steel	
Materials-seals	NBR, steel	NBR, steel	
Note on materials	RoHS-compliant	RoHS-compliant	
HCL – Vacuum port on top, mounting with lock nut, with long height compensator			
	Mounting thread 2	M12x1	M12x1
	Suction cup mounting 3	\varnothing 4 mm	\varnothing 4 mm
	Nominal width [mm]	2.2	2.2
	Volume [cm ³]	0.519	0.398
	Height compensator [mm]	10	10
	Spring force (normal/min. length) [N]	Max. 1	Max. 1
	Ambient temperature [°C]	0 ... +60	-10 ... +60
	Weight [g]	20	19
Materials-holder	Tempered steel, high-alloy steel, POM	Tempered steel, high-alloy steel	
Materials-seals	NBR, steel	NBR, steel	
Note on materials	RoHS-compliant	RoHS-compliant	

Suction grippers ESG, suction cup \varnothing 6/8 mm

FESTO

Technical data holder size 2

General technical data – Suction cup holder HD/HDL		Technical data → Internet: esh	
Vacuum port 1	QS-6	PK-4	
HD – Vacuum port on side, mounting with lock nut, with height compensator			
	Mounting thread 2	M8x0.75	M8x0.75
	Suction cup mounting 3	\varnothing 4 mm	\varnothing 4 mm
	Nominal width [mm]	1.8	1.8
	Volume [cm ³]	0.417	0.183
	Height compensator [mm]	3	3
	Spring force (normal/min. length) [N]	Max. 1	Max. 1
	Ambient temperature [°C]	0 ... +60	-10 ... +60
	Weight [g]	15	12
	Materials-holder	Tempered steel, high-alloy steel, POM	Tempered steel, high-alloy steel
	Materials-seals	NBR, steel	NBR, steel
Note on materials	RoHS-compliant	RoHS-compliant	
HDL – Vacuum port on side, mounting with lock nut, with long height compensator			
	Mounting thread 2	M12x1	M12x1
	Suction cup mounting 3	\varnothing 4 mm	\varnothing 4 mm
	Nominal width [mm]	2.2	2.2
	Volume [cm ³]	0.26	0.138
	Height compensator [mm]	10	10
	Spring force (normal/min. length) [N]	Max. 1	Max. 1
	Ambient temperature [°C]	0 ... +60	-10 ... +60
	Weight [g]	33	32
	Materials-holder	Tempered steel, high-alloy steel, POM	Tempered steel, high-alloy steel
	Materials-seals	NBR, steel	NBR, steel
Note on materials	RoHS-compliant	RoHS-compliant	

General technical data – Suction cup holder HE		Technical data → Internet: esh	
Vacuum port 1	M5		
HE – Vacuum port on top, with threaded connection for direct screw-in, without height compensator			
	Mounting thread 2	M5	
	Suction cup mounting 3	\varnothing 4 mm	
	Nominal width [mm]	2	
	Volume [cm ³]	0.036	
	Ambient temperature [°C]	-10 ... +60	
	Weight [g]	3	
	Materials-holder	Tempered steel	
Materials-seals	NBR, steel, wrought aluminium alloy, POM		
Note on materials	RoHS-compliant		

General technical data – Suction cup holder HF		Technical data → Internet: esh	
Vacuum port 1	M10x1		
HF – Vacuum port on top, with threaded connection for direct screw-in, with height compensator			
	Mounting thread 2	M10x1	
	Suction cup mounting 3	\varnothing 4 mm	
	Nominal width [mm]	2	
	Volume [cm ³]	0.09	
	Height compensator [mm]	2.6	
	Spring force (normal/min. length) [N]	2/4	
	Ambient temperature [°C]	-10 ... +60	
	Weight [g]	14	
	Materials-holder	Tempered steel	
	Materials-seals	NBR, POM	
Note on materials	RoHS-compliant		

Suction grippers ESG, suction cup Ø 10/15 mm

Technical data holder size 3





Holder size 3

For suction cup Ø 10/15 mm

Suction cup shape:

- Round, flat
- Round, extra deep
- Round, bellows, 1.5 convolutions
- Round, bellows, 3.5 convolutions



General technical data – Suction cup S/E/B/C		Technical data → Internet: ess	
Suction cup shape		Suction cup Ø [mm]	
		10	15
S – round, flat: material FPM, NBR, BR, VMQ (silicone), PUR			
	Connection suction cup holder	M4	M4
	Nominal width [mm]	2	2
	Holding force at nominal operating pressure –0.7 bar [N]	3.9	8.5
	Suction cup volume [cm³]	0.050	0.208
	Min. workpiece radius [mm]	30	35
	Weight [g]	1.5	1.9
E – round, extra deep: material FPM, NBR, VMQ (silicone), PUR			
	Connection suction cup holder	–	M4
	Nominal width [mm]	–	2
	Holding force at nominal operating pressure –0.7 bar [N]	–	9.8
	Suction cup volume [cm³]	–	0.35
	Min. workpiece radius [mm]	–	20
	Weight [g]	–	1.9
B – round, bellows 1.5 convolutions: material NBR, VMQ (silicone), PUR			
	Connection suction cup holder	M4	–
	Nominal size [mm]	2	–
	Holding force at nominal operating pressure –0.7 bar [N]	4.7	–
	Suction cup volume [cm³]	0.38	–
	Min. workpiece radius [mm]	20	–
	Weight [g]	1.8	–
C – round, bellows 3.5 convolutions: material NBR, VMQ (silicone)			
	Connection suction cup holder	M4	–
	Nominal size [mm]	2	–
	Holding force at nominal operating pressure –0.7 bar [N]	3.9	–
	Suction cup volume [cm³]	0.29	–
	Min. workpiece radius [mm]	25	–
	Weight [g]	1.6	–

Suction grippers ESG, suction cup \varnothing 10/15 mm

FESTO

Technical data holder size 3

Material types – Suction cup					
Material	F	N	NA	S	U
Shore hardness	60 ±5	60 ±5	50 ±5	50 ±5	60 ±5
Suction cup	FPM Colour: grey	NBR Colour: black	BR Colour: black/white dot	VMQ (silicone) Colour: transparent	PUR Colour: blue
Threaded plug	Nickel-plated brass				
Note on materials	RoHS-compliant				
	Free of copper and PTFE				
	–			Contains PWIS (paint-wetting impairment substances)	

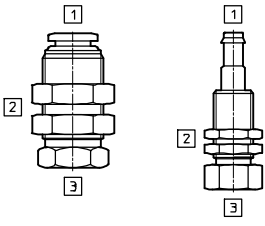
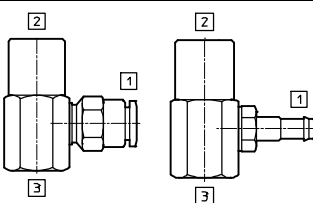
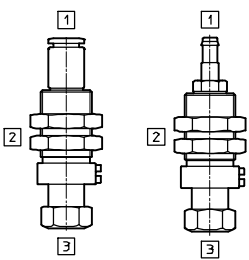
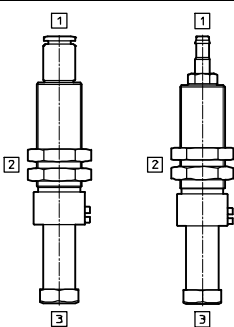
Operating and environmental conditions – Suction cup					
Material	F	N	NA	S	U
Operating medium	Atmospheric air based on ISO 8573-1:2010 [7:-:-]				
Ambient temperature [°C]	-10 ... +200	-10 ... +70	-10 ... +70	-30 ... +180	-20 ... +60
Corrosion resistance class CRC ¹⁾	1				
Special characteristics	–	–	Anti-static	–	–
Suitable for use in the food industry	–	–	–	As per manufacturer's declaration	–

1) Corrosion resistance class CRC 1 to Festo standard FN 940070
Low corrosion stress. For dry indoor applications or transport and storage protection. Also applies to parts behind covers, in the non-visible interior area, and parts which are covered in the application (e.g. drive trunnions).

Suction grippers ESG, suction cup \varnothing 10/15 mm

Technical data holder size 3

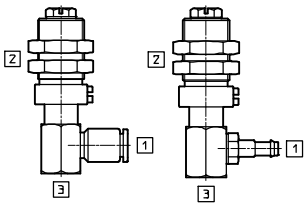
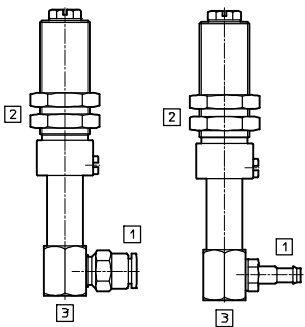
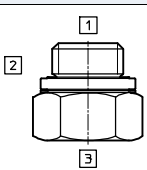
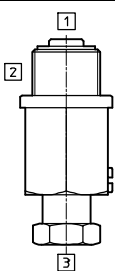
FESTO

General technical data – Suction cup holder HA/HB/HC/HCL		Technical data → Internet: esh	
Vacuum port 1		QS-6	PK-4
HA – Vacuum port on top, mounting with lock nut, without height compensator			
	Mounting thread 2	M12x1	M8x0.75
	Suction cup mounting 3	M4	M4
	Nominal width [mm]	5	2.5
	Volume [cm ³]	0.52	0.274
	Ambient temperature [°C]	0 ... +60	-10 ... +60
	Weight [g]	20	10
	Materials-holder	Tempered steel, high-alloy steel, POM	Tempered steel, high-alloy steel
	Materials-seals	NBR	NBR, steel
	Note on materials	RoHS-compliant	RoHS-compliant
HB – Vacuum port on side, mounting with female thread, without height compensator			
	Mounting thread 2	M6	M6
	Suction cup mounting 3	M4	M4
	Nominal width [mm]	3.3	2.5
	Volume [cm ³]	0.539	0.313
	Ambient temperature [°C]	0 ... +60	-10 ... +60
	Weight [g]	29	27
	Materials-holder	Tempered steel, high-alloy steel, POM	Tempered steel, high-alloy steel
	Materials-seals	NBR, steel	NBR, steel
	Note on materials	RoHS-compliant	RoHS-compliant
HC – Vacuum port on top, mounting with lock nut, with height compensator			
	Mounting thread 2	M14x1	M14x1
	Suction cup mounting 3	M4	M4
	Nominal width [mm]	3.4	2.5
	Volume [cm ³]	1.041	0.789
	Height compensator [mm]	6	6
	Spring force (normal/min. length) [N]	2/5	2/5
	Ambient temperature [°C]	0 ... +60	-10 ... +60
	Weight [g]	34	32
	Materials-holder	Tempered steel, high-alloy steel, POM	Tempered steel, high-alloy steel
Materials-seals	NBR, steel	NBR, steel	
Note on materials	RoHS-compliant	RoHS-compliant	
HCL – Vacuum port on top, mounting with lock nut, with long height compensator			
	Mounting thread 2	M14x1	M14x1
	Suction cup mounting 3	M4	M4
	Nominal width [mm]	3.4	3
	Volume [cm ³]	1.616	1.383
	Height compensator [mm]	20	20
	Spring force (normal/min. length) [N]	1/3	1/3
	Ambient temperature [°C]	0 ... +60	-10 ... +60
	Weight [g]	48	46
	Materials-holder	Tempered steel, high-alloy steel, POM	Tempered steel, high-alloy steel
Materials-seals	NBR, steel	NBR, steel	
Note on materials	RoHS-compliant	RoHS-compliant	

Suction grippers ESG, suction cup \varnothing 10/15 mm

FESTO

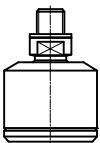
Technical data holder size 3

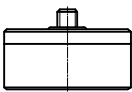
General technical data – Suction cup holder HD/HDL		Technical data → Internet: esh	
Vacuum port 1	QS-6	PK-4	
HD – Vacuum port on side, mounting with lock nut, with height compensator			
	Mounting thread 2	M14x1	M14x1
	Suction cup mounting 3	M4	M4
	Nominal width [mm]	3.3	3
	Volume [cm ³]	0.573	0.343
	Height compensator [mm]	6	6
	Spring force (normal/min. length) [N]	2/5	2/5
	Ambient temperature [°C]	0 ... +60	-10 ... +60
	Weight [g]	46	44
	Materials-holder	Tempered steel, high-alloy steel, POM	Tempered steel, high-alloy steel
	Materials-seals	NBR, steel	NBR, steel
Note on materials	RoHS-compliant	RoHS-compliant	
HDL – Vacuum port on side, mounting with lock nut, with long height compensator			
	Mounting thread 2	M14x1	M14x1
	Suction cup mounting 3	M4	M4
	Nominal width [mm]	3.3	3
	Volume [cm ³]	0.474	0.252
	Height compensator [mm]	20	20
	Spring force (normal/min. length) [N]	1/3	1/3
	Ambient temperature [°C]	0 ... +60	-10 ... +60
	Weight [g]	65	63
	Materials-holder	Tempered steel, high-alloy steel, POM	Tempered steel, high-alloy steel
	Materials-seals	NBR, steel	NBR, steel
Note on materials	RoHS-compliant	RoHS-compliant	
General technical data – Suction cup holder HE		Technical data → Internet: esh	
Vacuum port 1	G1/8		
HE – Vacuum port on top, with threaded connection for direct screw-in, without height compensator			
	Mounting thread 2	G1/8	
	Suction cup mounting 3	M4	
	Nominal width [mm]	3	
	Volume [cm ³]	0.106	
	Ambient temperature [°C]	-10 ... +60	
	Weight [g]	11	
	Materials-holder	Tempered steel	
Materials-seals	NBR, steel, wrought aluminium alloy, POM		
Note on materials	RoHS-compliant		
General technical data – Suction cup holder HF		Technical data → Internet: esh	
Vacuum port 1	M14x1		
HF – Vacuum port on top, with threaded connection for direct screw-in, with height compensator			
	Mounting thread 2	M14x1	
	Suction cup mounting 3	M4	
	Nominal width [mm]	3.3	
	Volume [cm ³]	0.40	
	Height compensator [mm]	6	
	Spring force (normal/min. length) [N]	6/12	
	Ambient temperature [°C]	-10 ... +60	
	Weight [g]	54	
	Materials-holder	Tempered steel	
	Materials-seals	NBR, POM	
Note on materials	RoHS-compliant		


Suction grippers ESG, suction cup \varnothing 10/15 mm

Technical data holder size 3

FESTO

Angle compensator ESWA		Technical data → Internet: eswa
	Pneumatic connection	M4
	Design	Ball joint
	Angle compensation +/-	[°] 15
	Operating pressure	[bar] -0.95 ... +4
	Ambient temperature	[°C] 0 ... +60
	Weight	[g] 9
	Materials - housing	Aluminium, nickel-plated brass
	Materials-seals	NBR
	Note on materials	RoHS-compliant

Vacuum filter ESF		Technical data → Internet: esf
	Pneumatic connection	M4
	Flow rate at vacuum pressure	[l/min] 100
	= -0.75 bar	
	Grade of filtration	[µm] 10
	Operating pressure	[bar] -0.95 ... +4
	Ambient temperature	[°C] 0 ... +60
	Weight	[g] 9
	Materials - housing	Aluminium, nickel-plated brass
	Materials-filter	PVF
Materials-seals	NBR	
Note on materials	RoHS-compliant	

Suction cup insert OASI		Technical data → Internet: oasi
For suction cup shape round, bellows 3.5 convolutions 	Suction cup \varnothing [mm]	10
	Type of mounting	Plug-in
Operating pressure	[bar] -0.95 ... 0	
Ambient temperature	[°C] 5 ... +50	
Suitable for use in the food industry	As per manufacturer's declaration	
Weight	[g] 0.1	
Materials-suction cup insert	PE	
Note on materials	RoHS-compliant	

Suction grippers ESG, suction cup Ø 20/30/40/50 mm, oval



Technical data holder size 4

Holder size 4

For suction cup Ø 20/30/40/50 mm
and suction cup size
4x10/4x20/6x10/6x20/8x20/8x30/
10x30 mm

Suction cup shape:

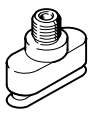
- Round, flat
- Round, extra deep
- Round, bellows, 1.5 convolutions
- Round, bellows, 3.5 convolutions
- Round, deep
- Oval, flat



General technical data – Suction cup S/E/B/C/G		Technical data → Internet: ess			
Suction cup shape		Suction cup Ø [mm]			
		20	30	40	50
S – round, flat: material FPM, NBR, BR, VMQ (silicone), PUR					
	Connection suction cup holder	M6	M6	M6	M6
	Nominal width [mm]	3	3	3	3
	Holding force at nominal operating pressure –0.7 bar [N]	16.3	40.8	69.6	105.8
	Suction cup volume [cm³]	0.318	0.867	1.566	2.387
	Min. workpiece radius [mm]	60	110	230	330
	Weight [g]	6.4	9	16.3	22
E – round, extra deep: material FPM, NBR, VMQ (silicone), PUR					
	Connection suction cup holder	M6	M6	M6	M6
	Nominal width [mm]	3	3	3	3
	Holding force at nominal operating pressure –0.7 bar [N]	17	37.2	67.6	103.6
	Suction cup volume [cm³]	0.84	2.12	4.04	7.9
	Min. workpiece radius [mm]	30	50	80	100
	Weight [g]	6.4	9.2	16.9	23.4
B – round, bellows 1.5 convolutions: material NBR, VMQ (silicone), PUR, Vulkollan® (technical values in brackets)					
	Connection suction cup holder	M6	M6	M6	M6
	Nominal width [mm]	3	3	3 (2.5)	3 (2.5)
	Holding force at nominal operating pressure –0.7 bar [N]	12.9	26.2	52.3 (59)	72.6 (100)
	Suction cup volume [cm³]	1.6	4.07	8.87 (9.8)	14.23 (17.6)
	Min. workpiece radius [mm]	40	80	90 (35)	150 (40)
	Weight [g]	6.7	9.9	18.7 (18)	24.7 (24)
C – round, bellows 3.5 convolutions: material NBR, VMQ (silicone)					
	Connection suction cup holder	M6	M6	M6	M6
	Nominal width [mm]	3	3	3	3
	Holding force at nominal operating pressure –0.7 bar [N]	8.2	20.8	42.4	63.4
	Suction cup volume [cm³]	2.75	9.47	19.72	38.92
	Min. workpiece radius [mm]	50	80	100	180
	Weight [g]	6.9	12.2	21.9	32.1
G – round, deep: material Vulkollan®					
	Connection suction cup holder	–	M6	M6	M6
	Nominal width [mm]	–	2.5	2.5	2.5
	Holding force at nominal operating pressure –0.7 bar [N]	–	36	64	97
	Suction cup volume [cm³]	–	2.4	5.4	11.2
	Min. workpiece radius [mm]	–	26	35	40
	Weight [g]	–	12	14	17

Suction grippers ESG, suction cup \varnothing 20/30/40/50 mm, oval

Technical data holder size 4

General technical data – Suction cup O									
Suction cup shape		Suction cup size [mm]							
		4x10	4x20	6x10	6x20	8x20	8x30	10x30	
O – oval, flat: material NBR									
	Connection suction cup holder		M6	M6	M6	M6	M6	M6	
	Nominal width [mm]		2.5	2.5	2.5	2.5	2.5	2.5	2.5
	Holding force at nominal operating pressure –0.7 bar [N]		2	3.4	2.9	5.9	8	10.9	15.2
	Suction cup volume [cm ³]		0.064	0.112	0.106	0.196	0.256	0.376	0.35
	Weight [g]		2	2.5	2	2.5	2.5	3	2.9

Material types – Suction cup							
Material	F	N	NA	S	U	T	
Shore hardness	60 ±5	60 ±5	50 ±5	50 ±5	60 ±5	72 ±5	
Suction cup	FPM Colour: grey	NBR Colour: black	BR Colour: black/ white dot	VMQ (silicone) Colour: transparent	PUR Colour: blue	Vulkollan® Colour: reddish brown	
Threaded plug for suction cup \varnothing [mm]	20, 30	Nickel-plated brass				Wrought aluminium alloy	
		Galvanised and chrome-plated steel					
	40, 50	Nickel-plated brass					Wrought aluminium alloy
		Nickel-plated wrought aluminium alloy					
Galvanised and chrome-plated steel							
Note on materials	RoHS-compliant					-	
	Free of copper and PTFE						
	-				Contains PWIS (paint-wetting impairment substances)		

Operating and environmental conditions – Suction cup						
Material	F	N	NA	S	U	T
Operating medium	Atmospheric air based on ISO 8573-1:2010 [7:-:-]					
Ambient temperature [°C]	-10 ... +200	-10 ... +70	-10 ... +70	-30 ... +180	-20 ... +60	-10 ... +80
Corrosion resistance class CRC ¹⁾	1					2
Special characteristics	-	-	Anti-static	-	-	-
Suitable for use in the food industry	-	-	-	As per manufacturer's declaration	-	-

1) Corrosion resistance class CRC 1 to Festo standard FN 940070

Low corrosion stress. For dry indoor applications or transport and storage protection. Also applies to parts behind covers, in the non-visible interior area, and parts which are covered in the application (e.g. drive trunnions).

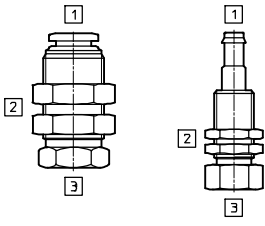
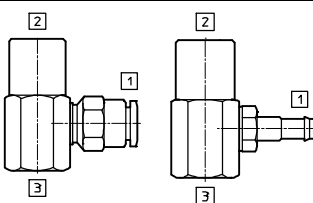
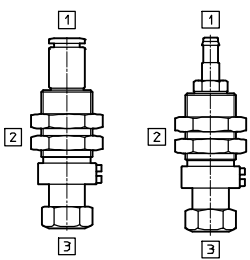
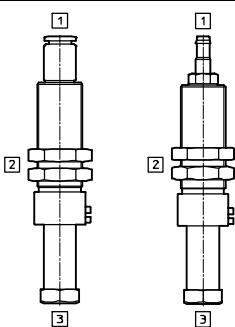
Corrosion resistance class CRC 2 to Festo standard FN 940070

Moderate corrosion stress. Indoor applications in which condensation may occur. External visible parts with primarily decorative requirements for the surface and which are in direct contact with the ambient atmosphere typical for industrial applications.

Suction grippers ESG, suction cup \varnothing 20/30/40/50 mm, oval

FESTO

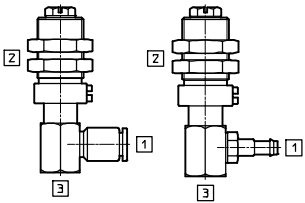
Technical data holder size 4

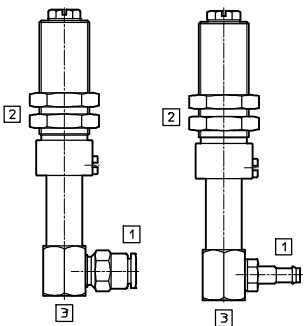
General technical data – Suction cup holder HA/HB/HC/HCL		Technical data → Internet: esh	
Vacuum port 1		QS-6	PK-4
HA – Vacuum port on top, mounting with lock nut, without height compensator			
	Mounting thread 2	M14x1	M12x1
	Suction cup mounting 3	M6	M6
	Nominal width [mm]	5	2.5
	Volume [cm ³]	0.719	0.668
	Ambient temperature [°C]	0 ... +60	-10 ... +60
	Weight [g]	30	23
	Materials-holder	Tempered steel, high-alloy steel, POM	Tempered steel, high-alloy steel
	Materials-seals	NBR	NBR, steel
	Note on materials	RoHS-compliant	RoHS-compliant
HB – Vacuum port on side, mounting with female thread, without height compensator			
	Mounting thread 2	M6	M6
	Suction cup mounting 3	M6	M6
	Nominal width [mm]	5	2.5
	Volume [cm ³]	0.646	0.416
	Ambient temperature [°C]	0 ... +60	-10 ... +60
	Weight [g]	27	25
	Materials-holder	Tempered steel, high-alloy steel, POM	Tempered steel, high-alloy steel
	Materials-seals	NBR, steel	NBR, steel
	Note on materials	RoHS-compliant	RoHS-compliant
HC – Vacuum port on top, mounting with lock nut, with height compensator			
	Mounting thread 2	M14x1	M14x1
	Suction cup mounting 3	M6	M6
	Nominal width [mm]	3.4	2.5
	Volume [cm ³]	1.153	0.911
	Height compensator [mm]	6	6
	Spring force (normal/min. length) [N]	5/10	5/10
	Ambient temperature [°C]	0 ... +60	-10 ... +60
	Weight [g]	33	31
	Materials-holder	Tempered steel, high-alloy steel, POM	Tempered steel, high-alloy steel
Materials-seals	NBR, steel	NBR, steel	
Note on materials	RoHS-compliant	RoHS-compliant	
HCL – Vacuum port on top, mounting with lock nut, with long height compensator			
	Mounting thread 2	M14x1	M14x1
	Suction cup mounting 3	M6	M6
	Nominal width [mm]	3.4	3
	Volume [cm ³]	1.78	1.535
	Height compensator [mm]	20	20
	Spring force (normal/min. length) [N]	1/9	1/9
	Ambient temperature [°C]	0 ... +60	-10 ... +60
	Weight [g]	47	45
	Materials-holder	Tempered steel, high-alloy steel, POM	Tempered steel, high-alloy steel
Materials-seals	NBR, steel	NBR, steel	
Note on materials	RoHS-compliant	RoHS-compliant	

Suction grippers ESG, suction cup \varnothing 20/30/40/50 mm, oval

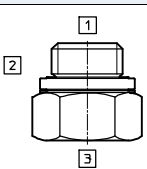
Technical data holder size 4

General technical data – Suction cup holder HD/HDL		Technical data → Internet: esh
Vacuum port 1	QS-6	PK-4

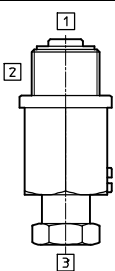
HD – Vacuum port on side, mounting with lock nut, with height compensator			
	Mounting thread 2	M14x1	M14x1
	Suction cup mounting 3	M6	M6
	Nominal width [mm]	5	3
	Volume [cm ³]	0.678	0.449
	Height compensator [mm]	6	6
	Spring force (normal/min. length) [N]	5/10	5/10
	Ambient temperature [°C]	0 ... +60	-10 ... +60
	Weight [g]	45	43
	Materials-holder	Tempered steel, high-alloy steel, POM	Tempered steel, high-alloy steel
	Materials-seals	NBR, steel	NBR, steel
Note on materials	RoHS-compliant	RoHS-compliant	

HDL – Vacuum port on side, mounting with lock nut, with long height compensator			
	Mounting thread 2	M14x1	M14x1
	Suction cup mounting 3	M6	M6
	Nominal width [mm]	5	3
	Volume [cm ³]	0.37	0.448
	Height compensator [mm]	20	20
	Spring force (normal/min. length) [N]	1/9	1/9
	Ambient temperature [°C]	0 ... +60	-10 ... +60
	Weight [g]	65	63
	Materials-holder	Tempered steel, high-alloy steel, POM	Tempered steel, high-alloy steel
	Materials-seals	NBR, steel	NBR, steel
Note on materials	RoHS-compliant	RoHS-compliant	

General technical data – Suction cup holder HE		Technical data → Internet: esh
Vacuum port 1	G1/8	

HE – Vacuum port on top, with threaded connection for direct screw-in, without height compensator		
	Mounting thread 2	G1/8
	Suction cup mounting 3	M6
	Nominal width [mm]	4
	Volume [cm ³]	0.289
	Ambient temperature [°C]	-10 ... +60
	Weight [g]	11
	Materials-holder	Tempered steel
	Materials-seals	NBR, steel, wrought aluminium alloy, POM
Note on materials	RoHS-compliant	

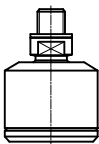
General technical data – Suction cup holder HF		Technical data → Internet: esh
Vacuum port 1	M14x1	

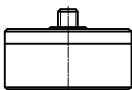
HF – Vacuum port on top, with threaded connection for direct screw-in, with height compensator		
	Mounting thread 2	M14x1
	Suction cup mounting 3	M6
	Nominal width [mm]	4
	Volume [cm ³]	0.655
	Height compensator [mm]	6
	Spring force (normal/min. length) [N]	6/12
	Ambient temperature [°C]	-10 ... +60
	Weight [g]	52
	Materials-holder	Tempered steel
	Materials-seals	NBR, POM
Note on materials	RoHS-compliant	


Suction grippers ESG, suction cup \varnothing 20/30/40/50 mm, oval

FESTO

Technical data holder size 4

Angle compensator ESWA		Technical data → Internet: eswa		
	Pneumatic connection	M6		
	Design	Ball joint		
	Angle compensation +/-	[°]	15	
	Operating pressure	[bar]	-0.95 ... +4	
	Ambient temperature	[°C]	0 ... +60	
	Weight	[g]	19	
	Materials - housing	Aluminium, nickel-plated brass		
	Materials-seals	NBR		
	Note on materials	RoHS-compliant		

Vacuum filter ESF		Technical data → Internet: esf		
		Suction cup \varnothing 20 mm, Suction cup size 4x10 ... 10x30 mm	Suction cup \varnothing 30/40/50 mm	
	Pneumatic connection	M6		
	Flow rate at vacuum pressure	[l/min]	260	
	= -0.75 bar		270	
	Grade of filtration	[μ m]	10	
	Operating pressure	[bar]	-0.95 ... +4	
	Ambient temperature	[°C]	0 ... +60	
	Weight	[g]	19	
	Materials - housing	Aluminium, nickel-plated brass		
	Materials-filter	PVF		
Materials-seals	NBR			
Note on materials	RoHS-compliant			

Suction cup insert OASI		Technical data → Internet: oasi				
For suction cup shape round, bellows 3.5 convolutions		Suction cup \varnothing [mm]				
		20	30	40	50	
	Type of mounting	Push-in				
	Operating pressure	[bar]	-0.95 ... 0			
	Ambient temperature	[°C]	5 ... +50			
	Suitable for use in the food industry	As per manufacturer's declaration				
	Weight	[g]	0.6	2.1	2.9	5.9
	Materials-suction cup insert	PE				
	Note on materials	RoHS-compliant				

Suction grippers ESG, suction cup Ø 60/80/100 mm, oval

Technical data holder size 5





Holder size 5


For suction cup Ø 60/80/100 mm
and suction cup size
15x45/20x60/25x75/30x90 mm

Suction cup shape:

- Round, flat
- Round, extra deep
- Round, bellows, 1.5 convolutions
- Round, deep
- Oval, flat



General technical data – Suction cup S/E/B/G		Technical data → Internet: ess		
Suction cup shape		Suction cup Ø [mm]		
		60	80	100
S – round, flat: material FPM, NBR, VMQ (silicone), PUR				
	Connection suction cup holder	M10	M10	M10
	Nominal width [mm]	6	6	6
	Holding force at nominal operating pressure –0.7 bar [N]	166.1	309.7	503.6
	Suction cup volume [cm³]	3.953	19.312	29.779
	Min. workpiece radius [mm]	350	400	460
	Weight [g]	49	133	222
E – round, extra deep: material FPM, NBR, VMQ (silicone), PUR				
	Connection suction cup holder	M10	M10	M10
	Nominal width [mm]	6	6	6
	Holding force at nominal operating pressure –0.7 bar [N]	162.5	275	440.8
	Suction cup volume [cm³]	19.77	51.61	84.66
	Min. workpiece radius [mm]	120	160	200
	Weight [g]	48	141	228
B – round, bellows 1.5 convolutions: material NBR, VMQ (silicone), PUR, Vulkollan® (technical values in brackets)				
	Connection suction cup holder	–	M10	–
	Nominal size [mm]	–	6 (2.5)	–
	Holding force at nominal operating pressure –0.7 bar [N]	–	213.6 (237)	–
	Suction cup volume [cm³]	–	63.9 (59.1)	–
	Min. workpiece radius [mm]	–	430 (100)	–
	Height compensator [mm]	–	10 (10.5)	–
	Weight [g]	–	139 (84.5)	–
G – round, deep: material Vulkollan®				
	Connection suction cup holder	M10	M10	M10
	Nominal width [mm]	2.5	5.5	5.5
	Holding force at nominal operating pressure –0.7 bar [N]	134	245	375
	Suction cup volume [cm³]	11.3	28.6	53.9
	Min. workpiece radius [mm]	75	100	135
	Height compensator [mm]	6	7.5	9
	Weight [g]	20	28	86.5

General technical data – Suction cup O		Suction cup size [mm]			
Suction cup shape		15x45	20x60	25x75	30x90
O – oval, flat: material NBR					
	Connection suction cup holder	M10	M10	M10	M10
	Nominal width [mm]	6	6	6	6
	Holding force at nominal operating pressure –0.7 bar [N]	32	62.8	92.5	134.4
	Suction cup volume [cm³]	1.57	3.69	6.7	10.17
	Weight [g]	23.8	30.8	46.8	55.3

Suction grippers ESG, suction cup \varnothing 60/80/100 mm, oval

FESTO

Technical data holder size 5

Material types – Suction cup					
Material	F	N	S	U	T
Shore hardness	60 ±5	60 ±5	50 ±5	60 ±5	72 ±5
Suction cup	FPM Colour: grey	NBR Colour: black	VMQ (silicone) Colour: transparent	PUR Colour: blue	Vulkollan® Colour: reddish brown
Threaded plug for suction cup \varnothing [mm]	60	Steel, nickel-plated			Wrought aluminium alloy
		Nickel-plated wrought aluminium alloy			
		Galvanised and chrome-plated steel			
	80, 100	Steel, nickel-plated			Wrought aluminium alloy
		POM			
		Galvanised and chrome-plated steel			
Note on materials	RoHS-compliant				
	Free of copper and PTFE				
	–		Contains PWIS (paint-wetting impairment substances)		–

Operating and environmental conditions – Suction cup					
Material	F	N	S	U	T
Operating medium	Atmospheric air based on ISO 8573-1:2010 [7:--:-]				
Ambient temperature [°C]	-10 ... +200	-10 ... +70	-30 ... +180	-20 ... +60	-10 ... +80
Corrosion resistance class CRC ¹⁾	1				2
Suitable for use in the food industry	–	–	As per manufacturer's declaration	–	–

1) Corrosion resistance class CRC 1 to Festo standard FN 940070

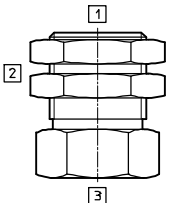
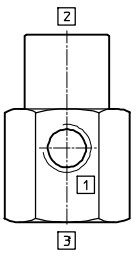
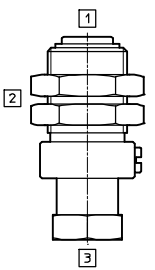
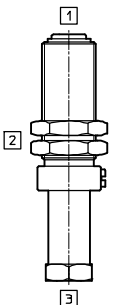
Low corrosion stress. For dry indoor applications or transport and storage protection. Also applies to parts behind covers, in the non-visible interior area, and parts which are covered in the application (e.g. drive trunnions).

Corrosion resistance class CRC 2 to Festo standard FN 940070

Moderate corrosion stress. Indoor applications in which condensation may occur. External visible parts with primarily decorative requirements for the surface and which are in direct contact with the ambient atmosphere typical for industrial applications.

Suction grippers ESG, suction cup \varnothing 60/80/100 mm, oval

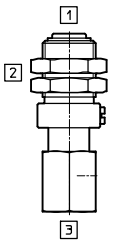
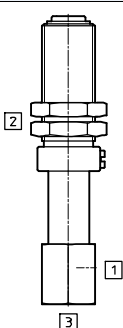
Technical data holder size 5

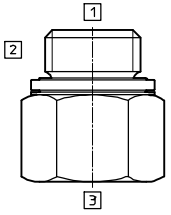
General technical data – Suction cup holder HA/HB/HC/HCL		Technical data → Internet: esh
Vacuum port 1		G $\frac{1}{8}$
HA – Vacuum port on top, mounting with lock nut, without height compensator		
	Mounting thread 2	M20x1
	Suction cup mounting 3	M10
	Nominal width [mm]	8
	Volume [cm ³]	1.862
	Ambient temperature [°C]	-10 ... +60
	Weight [g]	84
	Materials-holder	Tempered steel, high-alloy steel
	Note on materials	RoHS-compliant
HB – Vacuum port on side, mounting with female thread, without height compensator		
	Mounting thread 2	M 8
	Suction cup mounting 3	M10
	Nominal width [mm]	8.5
	Volume [cm ³]	1.921
	Ambient temperature [°C]	-10 ... +60
	Weight [g]	91
	Materials-holder	Tempered steel, high-alloy steel
	Note on materials	RoHS-compliant
HC – Vacuum port on top, mounting with lock nut, with height compensator		
	Mounting thread 2	M22x1
	Suction cup mounting 3	M10
	Nominal width [mm]	8.4
	Volume [cm ³]	3.327
	Height compensator [mm]	10
	Spring force (normal/min. length) [N]	8/18
	Ambient temperature [°C]	-10 ... +60
	Weight [g]	112
	Materials-holder	Tempered steel, high-alloy steel
	Note on materials	RoHS-compliant
HCL – Vacuum port on top, mounting with lock nut, with long height compensator		
	Mounting thread 2	M22x1
	Suction cup mounting 3	M10
	Nominal width [mm]	8.4
	Volume [cm ³]	6.06
	Height compensator [mm]	30
	Spring force (normal/min. length) [N]	10/16
	Ambient temperature [°C]	-10 ... +60
	Weight [g]	169
	Materials-holder	Tempered steel, high-alloy steel
	Note on materials	RoHS-compliant

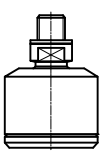
Suction grippers ESG, suction cup \varnothing 60/80/100 mm, oval

FESTO

Technical data holder size 5

General technical data – Suction cup holder HD/HDL		Technical data → Internet: esh
Vacuum port 1	G1/8	
HD – Vacuum port on side, mounting with lock nut, with height compensator		
	Mounting thread 2	M22x1
	Suction cup mounting 3	M10
	Nominal width [mm]	8.5
	Volume [cm ³]	2.072
	Height compensator [mm]	10
	Spring force (normal/min. length) [N]	8/18
	Ambient temperature [°C]	-10 ... +60
	Weight [g]	195
	Materials-holder	Tempered steel, high-alloy steel
	Note on materials	RoHS-compliant
HDL – Vacuum port on side, mounting with lock nut, with long height compensator		
	Mounting thread 2	M22x1
	Suction cup mounting 3	M10
	Nominal width [mm]	8.5
	Volume [cm ³]	1.667
	Height compensator [mm]	30
	Spring force (normal/min. length) [N]	10/16
	Ambient temperature [°C]	-10 ... +60
	Weight [g]	273
	Materials-holder	Tempered steel, high-alloy steel
	Note on materials	RoHS-compliant

General technical data – Suction cup holder HE		Technical data → Internet: esh
Vacuum port 1	G1/4	
HE – Vacuum port on top, with threaded connection for direct screw-in, without height compensator		
	Mounting thread 2	G1/4
	Suction cup mounting 3	M10
	Nominal width [mm]	7
	Volume [cm ³]	1.227
	Ambient temperature [°C]	-10 ... +60
	Weight [g]	24
	Materials-holder	Tempered steel
	Materials-seals	NBR, steel, wrought aluminium alloy, POM
Note on materials	RoHS-compliant	

Angle compensator ESWA		Technical data → Internet: eswa
	Pneumatic connection	M10
	Design	Ball joint
	Angle compensation +/- [°]	15
	Operating pressure [bar]	-0.95 ... +4
	Ambient temperature [°C]	0 ... +60
	Weight [g]	57
	Materials - housing	Aluminium, nickel-plated brass
	Materials-seals	NBR
	Note on materials	RoHS-compliant

Suction grippers ESG, suction cup Ø 150/200 mm

Technical data holder size 6


Holder size 6

For suction cup Ø 150/200 mm

Suction cup shape:

- Round, flat



General technical data – Suction cup S			Technical data → Internet: ess	
Suction cup shape		Suction cup Ø [mm]		
		150	200	
S – round, flat: material FPM, NBR, VMQ (silicone), PUR				
	Connection suction cup holder		M20x2	M20x2
	Nominal size	[mm]	10	10
	Holding force at nominal operating pressure –0.7 bar	[N]	900	1610
	Suction cup volume	[cm³]	173.826	245.454
	Min. workpiece radius	[mm]	480	680
	Weight	[g]	719	1198

Material types – Suction cup S				
Material	F	N	S	U
Shore hardness	60 ±5	50 ±5	50 ±5	60 ±5
Suction cup	FPM Colour: grey	NBR Colour: black	VMQ (silicone) Colour: transparent	PUR Colour: blue
Threaded plug	Steel, nickel-plated NBR Galvanised and chrome-plated steel			
Note on materials	RoHS-compliant Free of copper and PTFE – Contains PWIS (paint-wetting impairment substances)			

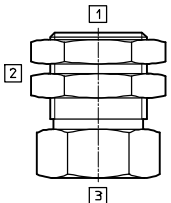
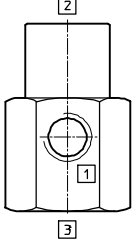
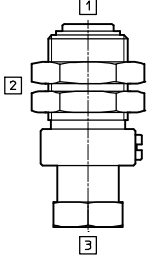
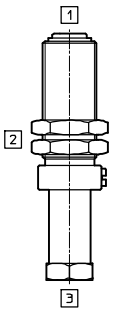
Operating and environmental conditions – Suction cup S				
Material	F	N	S	U
Operating medium	Atmospheric air based on ISO 8573-1:2010 [7:-:-]			
Ambient temperature [°C]	-10 ... +200	-10 ... +70	-30 ... +180	-20 ... +60
Corrosion resistance class CRC ¹⁾	1			
Suitable for use in the food industry	–	–	As per manufacturer's declaration	–

1) Corrosion resistance class CRC 1 to Festo standard FN 940070
Low corrosion stress. For dry indoor applications or transport and storage protection. Also applies to parts behind covers, in the non-visible interior area, and parts which are covered in the application (e.g. drive trunnions).

Suction grippers ESG, suction cup \varnothing 150/200 mm

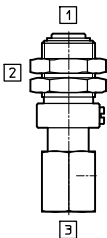
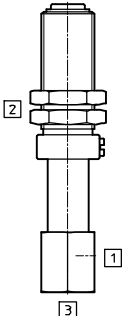
FESTO

Technical data holder size 6

General technical data – Suction cup holder HA/HB/HC/HCL		Technical data → Internet: esh
Vacuum port 1	G1/4	
HA – Vacuum port on top, mounting with lock nut, without height compensator		
	Mounting thread 2	M24x2
	Suction cup mounting 3	M20x2
	Nominal size [mm]	10
	Volume [cm ³]	7.234
	Ambient temperature [°C]	-10 ... +60
	Weight [g]	200
	Materials-holder	Tempered steel, high-alloy steel
	Note on materials	RoHS-compliant
HB – Vacuum port on side, mounting with female thread, without height compensator		
	Mounting thread 2	M16
	Suction cup mounting 3	M20x2
	Nominal size [mm]	10
	Volume [cm ³]	7.25
	Ambient temperature [°C]	-10 ... +60
	Weight [g]	271
	Materials-holder	Tempered steel, high-alloy steel
Note on materials	RoHS-compliant	
HC – Vacuum port on top, mounting with lock nut, with height compensator		
	Mounting thread 2	M30x2
	Suction cup mounting 3	M20x2
	Nominal size [mm]	10
	Volume [cm ³]	11.537
	Height compensator [mm]	20
	Spring force (normal/min. length) [N]	12/22
	Ambient temperature [°C]	-10 ... +60
	Weight [g]	472
	Materials-holder	Tempered steel, high-alloy steel
Note on materials	RoHS-compliant	
HCL – Vacuum port on top, mounting with lock nut, with long height compensator		
	Mounting thread 2	M30x2
	Suction cup mounting 3	M20x2
	Nominal size [mm]	10
	Volume [cm ³]	16.325
	Height compensator [mm]	40
	Spring force (normal/min. length) [N]	15/32
	Ambient temperature [°C]	-10 ... +60
	Weight [g]	560
	Materials-holder	Tempered steel, high-alloy steel
Note on materials	RoHS-compliant	

Suction grippers ESG, suction cup \varnothing 150/200 mm

Technical data holder size 6

General technical data – Suction cup holder HD/HDL		Technical data → Internet: esh
Vacuum port 1	G ¹ / ₄	
HD – Vacuum port on side, mounting with lock nut, with height compensator		
	Mounting thread 2	M30x2
	Suction cup mounting 3	M20x2
	Nominal size [mm]	10
	Volume [cm ³]	13.171
	Height compensator [mm]	20
	Spring force (normal/min. length) [N]	12/22
	Ambient temperature [°C]	-10 ... +60
	Weight [g]	472
	Materials-holder	Tempered steel, high-alloy steel
	Note on materials	RoHS-compliant
HDL – Vacuum port on side, mounting with lock nut, with long height compensator		
	Mounting thread 2	M30x2
	Suction cup mounting 3	M20x2
	Nominal size [mm]	10
	Volume [cm ³]	16.968
	Height compensator [mm]	40
	Spring force (normal/min. length) [N]	15/32
	Ambient temperature [°C]	-10 ... +60
	Weight [g]	560
	Materials-holder	Tempered steel, high-alloy steel
	Note on materials	RoHS-compliant

Suction grippers ESG – round design

Ordering data – Modular products



M Mandatory data →				
Holder size	Module no.	Gripper function	Suction cup Ø	Suction cup shape/suction cup material
1	189167	ESG	2	SF, SN, SNA, SS, SU
	189168		4	EN, EU, ES, EF
2	189169		6	BN, BU, BS, BT
	189170		8	CN, CS
3	189171		10	GT
	189172		15	
4	189173		20	
	189174		30	
	189175		40	
	189176		50	
5	189177		60	
	189178		80	
	189179	100		
6	189180	150		
	189181	200		
Ordering example				
	189167	ESG	2	SN

Ordering table – Suction cup Ø 2 ... 50 mm														
Size	Ø 2	Ø 4	Ø 6	Ø 8	Ø 10	Ø 15	Ø 20	Ø 30	Ø 40	Ø 50	Condi- tions	Code	Entry code	
Holder size	1		2		3		4							
M Module no.	189167	189168	189169	189170	189171	189172	189173	189174	189175	189176				
Gripper function	Suction gripper											ESG	ESG	
Suction cup Ø [mm]	2	4	6	8	10	15	20	30	40	50		-...		
Suction cup shape/suction cup material	Flat	FPM (fluoro elastomer)											-SF	
		NBR (nitrile rubber)											-SN	
		BR (butadiene rubber), anti-static											-SNA	
		VMQ (silicone)											-SS	
		PUR (polyurethane)											-SU	
	Extra deep	-					FPM (fluoro elastomer)					-EF		
		-					NBR (nitrile rubber)					-EN		
		-					VMQ (silicone)					-ES		
		-					PUR (polyurethane)					-EU		
	Bellows, 1.5 convolutions	-				NBR	-	NBR (nitrile rubber)				-BN		
		-				VMQ	-	VMQ (silicone)				-BS		
		-				PUR	-	PUR (polyurethane)				-BU		
		-								Vulkollan®		-BT		
	Bellows, 3.5 convolutions	-				NBR	-	NBR (nitrile rubber)				-CN		
-				VMQ	-	VMQ (silicone)				-CS				
Deep	-								Vulkollan®		-GT			
Suction cup holder	Male thread, 2 nuts, port on top											-HA		
	Female thread, port on side											-HB		
	Male thread, 2 nuts, port on top, height compensator											-HC		
	Male thread, 2 nuts, port on top, long height compensator											-HCL		
	Male thread, 2 nuts, port on side, height compensator											-HD		
	Male thread, 2 nuts, port on side, long height compensator											-HDL		
	External thread, port on top, screw-in thread											-HE		
	External thread, port on top, screw-in thread, height compensator											-HF		
Vacuum port	Push-in connector for plastic tubing										[1]	-QS		
	Barbed fitting connection for plastic tubing										[1]	-PK		
O Angle compensator	-				Universal joint with 30° deflection						-WA			
Vacuum filter	-				Vacuum filter						-F			
Suction cup insert	-				PE	-	PE				[2]	-ES		

® Registered Trademark of the Bayer MaterialScience AG Group

Suction grippers ESG – round design

Ordering data – Modular products



M Mandatory data		O Options		
Suction cup holder	Vacuum port	Angle compensator	Vacuum filter	Suction cup insert
HA HB HC HCL HD HDL HE HF	QS PK G	WA	F	ES
- HA	- QS	-	-	-

Ordering table – Suction cup Ø 60 ... 200 mm									
Size	Ø 60	Ø 80	Ø 100	Ø 150	Ø 200	Condi- tions	Code	Entry code	
Holder size	5			6					
M Module no.	189177	189178	189179	189180	189181				
Gripper function	Suction gripper						ESG		ESG
Suction cup Ø [mm]	60	80	100	150	200		~...		
Suction cup shape/suction cup material	Flat	FPM (fluoro elastomer)						-SF	
		NBR (nitrile rubber)						-SN	
VMQ (silicone)						-SS			
PUR (polyurethane)						-SU			
Extra deep	FPM (fluoro elastomer)			-			-EF		
	NBR (nitrile rubber)			-			-EN		
	VMQ (silicone)			-			-ES		
	PUR (polyurethane)			-			-EU		
Bellows, 1.5 convolutions	-	NBR (nitrile rubber)	-				-BN		
	-	VMQ (silicone)	-				-BS		
	-	PUR (polyurethane)	-				-BU		
	-	Vulkollan®	-				-BT		
Deep	Vulkollan®			-			-GT		
Suction cup holder	Male thread, 2 nuts, port on top						-HA		
	Female thread, port on side						-HB		
	Male thread, 2 nuts, port on top, height compensator						-HC		
	Male thread, 2 nuts, port on top, long height compensator						-HCL		
	Male thread, 2 nuts, port on side, height compensator						-HD		
	Male thread, 2 nuts, port on side, long height compensator						-HDL		
	External thread, port on top, screw-in thread					-	-HE		
	Vacuum port	Threaded connection						-G	
O Angle compensator	Universal joint with 30° deflection			-			-WA		

1 QS, PK Not with suction cup holder HE, HF.

2 ES Can only be selected in combination with suction cup shape/suction cup material CN, CS

3 G Cannot be combined with suction cup holder HE

Suction grippers ESG – oval design

Ordering data – Modular products

[M] Mandatory data →

Holder size	Module no.	Gripper function	Suction cup size	Suction cup shape/material
4	189182	ESG	4x10	ON
	189183		4x20	
	189184		6x10	
	189185		6x20	
	189186		8x20	
	189187		8x30	
	189188		10x30	
5	189189	ESG	15x45	ON
	189190		20x60	
	189191		25x75	
	189192		30x90	
	Ordering example			

Ordering table – Suction cup dimensions 4x10 ... 10x30 mm											
Size (suction cup dimensions)	4x10	4x20	6x10	6x20	8x20	8x30	10x30	Condi-tions	Code	Entry code	
Holder size	4										
[M] Module no.	189182	189183	189184	189185	189186	189187	189188				
Gripper function	Suction gripper								ESG	ESG	
Suction cup size [mm]	4x10	4x20	6x10	6x20	8x20	8x30	10x30		-...		
Suction cup shape/suction cup material	Flat	NBR (nitrile rubber)								-ON	-ON
Suction cup holder	Male thread, 2 nuts, port on top								-HA		
	Female thread, port on side								-HB		
	Male thread, 2 nuts, port on top, height compensator								-HC		
	Male thread, 2 nuts, port on top, long height compensator								-HCL		
	Male thread, 2 nuts, port on side, height compensator								-HD		
	Male thread, 2 nuts, port on side, long height compensator								-HDL		
	External thread, port on top, screw-in thread								-HE		
	External thread, port on top, screw-in thread, height compensator								-HF		
Vacuum port	Push-in connector for plastic tubing							1	-QS		
	Barbed fitting connection for plastic tubing							1	-PK		
[O] Vacuum filter	Vacuum filter								-F		

¹ **QS, PK** Not with suction cup holder HE, HF.

Transfer order code

ESG - **ON**

Suction grippers ESG – oval design

Ordering data – Modular products

M Mandatory data		O Options	
Suction cup holder HA HB HC HCL HD HDL HE HF		Port QS PK G	
-		-	
		Vacuum filter F	
-		-	

Ordering table – Suction cup dimensions 15x45 ... 30x90 mm							
Size (suction cup dimensions)	15x45	20x60	25x75	30x90	Condi-tions	Code	Entry code
Holder size	5						
M Module no.	189189	189190	189191	189192			
Gripper function	Suction gripper					ESG	ESG
Suction cup size [mm]	15x45	20x60	25x75	30x90		-...	
Suction cup shape/ suction cup material	Flat	NBR (nitrile rubber)				-ON	-ON
Suction cup holder	Male thread, 2 nuts, port on top					-HA	
	Female thread, port on side					-HB	
	Male thread, 2 nuts, port on top, height compensator					-HC	
	Male thread, 2 nuts, port on top, long height compensator					-HCL	
	Male thread, 2 nuts, port on side, height compensator					-HD	
	Male thread, 2 nuts, port on side, long height compensator					-HDL	
	External thread, port on top, screw-in thread					-HE	
Port	Threaded connection					-G	

Transfer order code

- - -

Festo - Your Partner in Automation



1 Festo Inc.
5300 Explorer Drive
Mississauga, ON L4W 5G4
Canada

Festo Customer Interaction Center
Tel: 1 877 463 3786
Fax: 1 877 393 3786
Email: customer.service.ca@festo.com



2 Festo Pneumatic
Av. Ceylán 3,
Col. Tequesquináhuac
54020 Tlalnepantla,
Estado de México

Multinational Contact Center
01 800 337 8669
ventas.mexico@festo.com



3 Festo Corporation
1377 Motor Parkway
Suite 310
Islandia, NY 11749

Festo Customer Interaction Center
1 800 993 3786
1 800 963 3786
customer.service.us@festo.com



4 Regional Service Center
7777 Columbia Road
Mason, OH 45040

Connect with us



www.festo.com/socialmedia



www.festo.com

Subject to change