

Product range overview

Function	Electrical connection	Type	Cable connector	Design	→ Page/Internet
Round plug	Plug				
	M8, 3-pin	SEA-3GS-M8-S	PG7	<ul style="list-style-type: none"> • Straight • Screw terminal 	2
		SEA-GS-M8	PG7	<ul style="list-style-type: none"> • Straight • Solder lug 	2
	M12, 4-pin	SEA-GS-7	PG7	<ul style="list-style-type: none"> • Straight • Screw terminal 	4
		SEA-GS-9	PG9	<ul style="list-style-type: none"> • Straight • Screw terminal 	4
		SEA-GS-11-DUO	PG11	<ul style="list-style-type: none"> • Straight • Screw terminal 	4
		SEA-GS-HAR	PG9	<ul style="list-style-type: none"> • Straight • Insulation displacement connector 	4
		SEA-4GS-7-2.5	PG7	<ul style="list-style-type: none"> • Straight • Screw terminal 	4
	M12, 5-pin	SAE-M12-5GS	PG7	<ul style="list-style-type: none"> • Straight • Screw terminal 	6
		SEA-5GS-11-DUO	PG11	<ul style="list-style-type: none"> • Straight • Screw terminal 	6

Datasheet

Plug
SEA-GS-M8

- Sensor plug for inputs/outputs
- Can be assembled with any cable lengths
- 3-pin
- With screw terminals or soldered connection



General technical data		
Type	SEA-GS-M8	SEA-3GS-M8-S
Based on standard	EN 61076-2-101 EN 61984	–
Conforms to	–	EN 61076-2-104 EN 61984
Electrical connection 2		
Connection type	Plug	Plug
Cable outlet	Straight	Straight
Design	–	Round
Connection technology	M8x1	M8x1 A-coded to EN 61076-2-104
Number of pins/wires	3-pin	3
Type of mounting	–	Screw-type lock with hexagon A/F 9 mm and longitudinal knurl
Electrical connection 2		
Function	–	Controller side
Connection technology	Solder connection	Screw terminal
Number of pins/wires	–	8
Cable connector	Pg7	Pg7
Cable diameter [mm]	–	2.5 ... 5
Approved cable diameter [mm]	3.5 ... 5	–
Nominal conductor cross section [g]	–	0.14 ... 0.5 mm ²
Connection cross section [mm ²]	0.25 mm ²	–
Type of mounting	Via threaded sleeve	–
Mounting position	Any	Any
Degree of protection	IP67	IP65
Note on degree of protection	–	In mounted state
Product weight [g]	9	6

Technical data – Electrics		
Operating voltage range	[V DC]	≤60
	[V AC]	≤60
Surge resistance	[kV]	1.5
Acceptable current load at 40 °C	[A]	3
Pollution degree		3

Materials		
Type	SEA-GS-M8	SEA-3GS-M8-S
Information on housing materials	PA	
Housing colour	Black	
Information on contact materials	Gold-plated brass	
Sealing material	–	NBR
Material of screw-type lock	–	Nickel-plated die-cast zinc
Union nut material	Nickel-plated brass	–
Note on materials	RoHS-compliant	
LABS (PWIS) conformity	VDMA24364-B2-L	VDMA24364-B2-L

Datasheet

Operating and environmental conditions		
Type	SEA-GS-M8	SEA-3GS-M8-S
Ambient temperature [°C]	-40 ... +85	-40 ... +85
Corrosion resistance class CRC ¹⁾	2	1
CE marking (see declaration of conformity) ²⁾	To EU Low Voltage Directive	To EU Low Voltage Directive
UKCA marking (see declaration of conformity) ²⁾	To UK regulations for electrical equipment	To UK regulations for electrical equipment

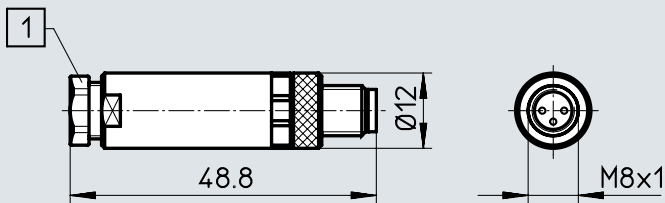
- 1) Corrosion resistance class CRC 1 to Festo standard FN 940070
 Low corrosion stress. Dry internal application or transport and storage protection. Also applies to parts behind covers, in the non-visible interior area, or parts that are covered in the application (e.g. drive trunnions).
 Corrosion resistance class CRC 2 to Festo standard FN 940070
 Moderate corrosion stress. Indoor applications in which condensation can occur. External visible parts with primarily decorative surface requirements that are in direct contact with a normal industrial environment.

- 2) Additional information: www.festo.com/catalogue/... → Support/Downloads.

Dimensions

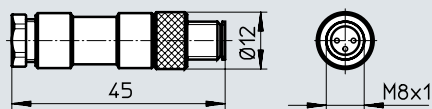
Download CAD data → www.festo.com

SEA-3GS-M8-S



- [1] Cable connector:
 – Black for cable 4 ... 5 mm
 – Blue for cable 2.5 ... 4 mm

SEA-GS-M8



Type	D1	D2 ∅	D3 ∅	L1	L2	≈G1
SEA-3GS-M8-S	M8x1	11.5	11.8	48	2	9

Ordering data

Electrical connection 1	Electrical connection 2	Cable connector	Pack size	Part no.	Type
Straight plug, M8x1, 3-pin	Screw terminal	Pg7	1	192009	SEA-3GS-M8-S
	Solder lug	Pg7	–	18696	SEA-GS-M8

Datasheet

- Plug**
- Sensor plug for inputs/outputs
- SEA-GS**
- Can be assembled with any cable lengths
- SEA-GS-HAR**
- 4-pin
- SEA-4GS**
- Wire cross section up to 0.75 mm²



General technical data						
Type	SEA-GS-7	SEA-4GS-7-2.5	SEA-GS-9	SEA-GS-11-DUO	SEA-GS-HAR-4POL	
Based on standard	EN 61076-2-101	EN 61076-2-101	EN 61076-2-101	EN 61076-2-101	EN 61076-2-101	
	–	EN 61984	EN 61984	EN 61984	EN 61984	
Type of mounting	Via threaded sleeve	Via threaded sleeve	Via threaded sleeve	Via threaded sleeve	Via thread	
Mounting position	–	Any	Any	Any	Any	
Product weight [g]	17	18	18	24	11.5	
Electrical connection 1						
Connection type	Plug	Plug	Plug	Plug	Plug	
Cable outlet	Straight	Straight	Straight	Straight	Straight	
Design	Round	–	–	–	–	
Connection technology	M12x1, A-coded, to EN 61076-2-101	M12x1, type A	M12x1, type A	M12x1, type A	M12x1	
Number of pins/wires	4	4	4	4	4	
Type of mounting	Screw-type lock with longitudinal knurl	–	–	–	–	
Electrical connection 2						
Connection technology	Screw terminal	Screw terminal	Screw terminal	Screw terminal	Insulation displacement connector	
Number of pins/wires	4	–	–	–	–	
Permissible insulating sheath	–	–	–	–	PVC	
Cable connector	Pg7	Pg7	Pg9	Pg11	Pg9	
Cable diameter [mm]	3.3 ... 6	–	–	–	–	
Approved cable diameter [mm]	4 ... 6	2.5 ... 2.9	6 ... 8	2 x 3 or 2 x 5	4 ... 5.1	
Nominal conductor cross section [mm ²]	0.14 ... 0.75	–	–	–	–	
Connection cross section [mm ²]	–	0.14 ... 0.5	0.75	0.75	0.25 ... 0.5	
Wire diameter [mm]	–	–	–	–	1.2 ... 1.6	
Individual wire diameter [mm]	–	–	–	–	0.1	
Technical data – Electrics						
Type	SEA-GS-7	SEA-4GS-7-2.5	SEA-GS-9	SEA-GS-11-DUO	SEA-GS-HAR-4POL	
Operating voltage range	[V DC]	0 ... 250	<= 250	<= 250	<= 250	<= 32
	[V AC]	0 ... 250	<= 250	<= 250	<= 250	<= 32
Surge resistance [kV]	2.5	2.5	2.5	2.5	0.8	
Acceptable current load at 40 °C [A]	4	4	4	4	4	
Materials						
Type	SEA-GS-7	SEA-4GS-7-2.5	SEA-GS-9	SEA-GS-11-DUO	SEA-GS-HAR-4POL	
Housing	PBT	PA	PBT	PBT	Die-cast zinc Nickel-plated	
Housing colour	Black	Black	Black	Black	–	
Screw-type lock	PBT	–	–	–	–	
Union nut	–	PA	PBT	PBT	–	
Seals	CR	–	–	–	–	
	FPM	–	–	–	–	
Pin contacts	Brass	Brass	Brass	Brass	–	
	Coated white bronze	Coated white bronze	Coated white bronze	Coated white bronze	–	
Note on materials	RoHS-compliant	RoHS-compliant	RoHS-compliant	RoHS-compliant	RoHS-compliant	
LABS (PWIS) conformity	VDMA24364-B2-L	VDMA24364-B2-L	VDMA24364-B2-L	VDMA24364-B2-L	–	

Datasheet

Operating and environmental conditions					
Type	SEA-GS-7	SEA-4GS-7-2.5	SEA-GS-9	SEA-GS-11-DUO	SEA-GS-HAR-4POL
Ambient temperature [°C]	-40 ... 85	-40 ... 85	-40 ... 85	-40 ... 85	-25 ... 85
Corrosion resistance class CRC ¹⁾	2	2	2	2	2
CE marking (see declaration of conformity) ²⁾	To EU Low Voltage Directive	To EU Low Voltage Directive	To EU Low Voltage Directive	To EU Low Voltage Directive	–
UKCA marking (see declaration of conformity) ²⁾	To UK regulations for electrical equipment	To UK regulations for electrical equipment	To UK regulations for electrical equipment	To UK regulations for electrical equipment	–
Pollution degree	3	3	3	3	3
Degree of protection	IP67	IP65	IP67	IP67	IP67
Note on degree of protection	In mounted state	–	–	–	–

1) Corrosion resistance class CRC 2 to Festo standard FN 940070

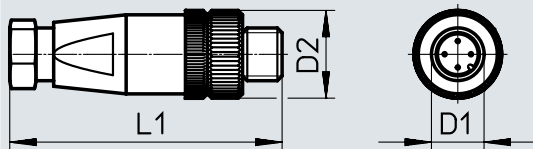
Moderate corrosion stress. Indoor applications in which condensation can occur. External visible parts with primarily decorative surface requirements that are in direct contact with a normal industrial environment.

2) Additional information: www.festo.com/catalogue/... → Support/Downloads.

Dimensions

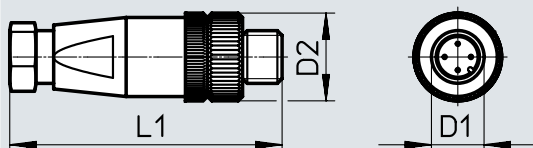
Download CAD data → www.festo.com

SEA-GS-7

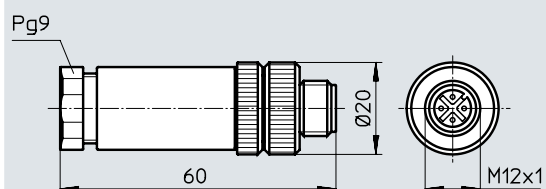


Type	D1	D2 ∅	L1
SEA-GS-7	M12x1	20	60

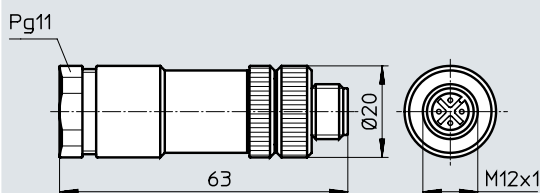
SEA-4GS-7-2.5



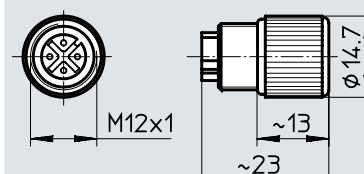
SEA-GS-9



SEA-GS-11-DUO



SEA-GS-HAR



Ordering data

Electrical connection 1	Electrical connection 2	Cable connector	Permissible cable ∅ [mm]	Product weight [g]	Part no.	Type
Straight plug, M12x1 4-pin	Screw terminal	Pg7	4 ... 6	17	18666	SEA-GS-7
			2.5 ... 2.9	18	192008	SEA-4GS-7-2.5
		Pg9	6 ... 8	18	18778	SEA-GS-9
		Pg11	2 x 3 or 2 x 5	24	18779	SEA-GS-11-DUO

Datasheet

Plug
SEA-M12-5GS
SEA-5GS

- Sensor plug for inputs/outputs
- Can be assembled with any cable lengths
- 5-pin
- Wire cross section up to 0.75 mm²



General technical data		
Type	SEA-M12-5GS-PG7	SEA-5GS-11-DUO
Electrical connection	Straight plug (type A), 5-pin M12, screw terminal	
Type of mounting	Via threaded sleeve	
Max. tightening torque of screw-type lock [Nm]	0.5	
Mounting position	Any	
Permissible cable Ø [mm]	4 ... 6	2 x 2.5 ... 2.9 or 2 x 5
Connection cross section [mm ²]	0.75	0.14 ... 0.5
Acceptable current load at 40 °C [A]	4	
Surge resistance [kV]	1.5	
Operating voltage range	[V AC]	60
	[V DC]	60
Degree of protection to EN 60529	IP67 (assembled)	IP65 (assembled)
Based on standard	EN 61076-2-101, EN 61984	

Materials		
Type	SEA-M12-5GS-PG7	SEA-5GS-11-DUO
Housing colour	Black	
Housing	PBT	PA
Contacts	Brass, coated with white bronze	
Union nut	Nickel-plated die-cast zinc	PA
Note on materials	RoHS-compliant	
LABS (PWIS) conformity	VDMA24364-B2-L	

Operating and environmental conditions		
Ambient temperature [°C]	-40 ... +85	
Corrosion resistance class CRC ¹⁾	2	
CE marking (see declaration of conformity) ²⁾	To EU Low Voltage Directive	
UKCA marking (see declaration of conformity) ²⁾	To UK regulations for electrical equipment	
Pollution degree	3	

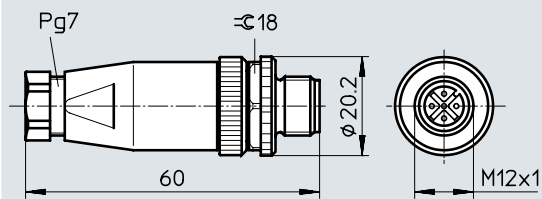
- 1) Corrosion resistance class CRC 2 to Festo standard FN 940070
 Moderate corrosion stress. Indoor applications in which condensation can occur. External visible parts with primarily decorative surface requirements that are in direct contact with a normal industrial environment.
- 2) Additional information: www.festo.com/catalogue/... → Support/Downloads.

Datasheet

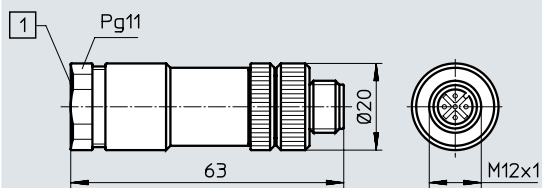
Dimensions

Download CAD data → www.festo.com

SEA-M12-5GS-PG7



SEA-5GS-11-DUO



- [1] Included in the scope of delivery:
- 1 seal insert for 2 cables with a diameter of 2.5 ... 2.9 mm
 - 1 seal insert for 2 cables with a diameter of 5 mm
 - 1 cable binder

Ordering data

Electrical connection 1	Electrical connection 2	Cable connector	Product weight [g]	Part no.	Type
Straight plug (type A), 5-pin	Screw terminal	Pg7	21.5	175487	SEA-M12-5GS-PG7
		Pg11	24	192010	SEA-5GS-11-DUO

Festo - Your Partner in Automation



1 Festo Inc.
5300 Explorer Drive
Mississauga, ON L4W 5G4
Canada

Festo Customer Interaction Center
Tel: 1 877 463 3786
Fax: 1 877 393 3786
Email: customer.service.ca@festo.com

2 Festo Pneumatic
Av. Ceylán 3,
Col. Tequesquináhuac
54020 Tlalnepantla,
Estado de México

Multinational Contact Center
01 800 337 8669
ventas.mexico@festo.com

3 Festo Corporation
1377 Motor Parkway
Suite 310
Islandia, NY 11749

Festo Customer Interaction Center
1 800 993 3786
1 800 963 3786
customer.service.us@festo.com

4 Regional Service Center
7777 Columbia Road
Mason, OH 45040

Connect with us



www.festo.com/socialmedia



www.festo.com

Subject to change