

# Connecting cables for valves, socket M12x1, 8-pin

Type codes

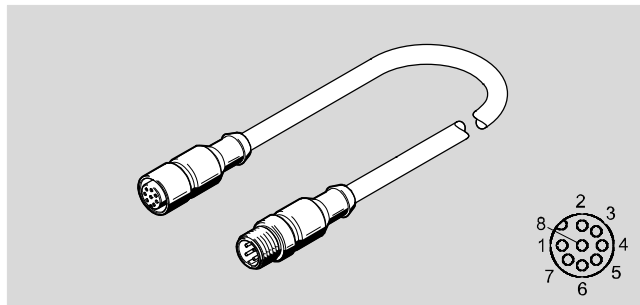
		NEBV	-	M12	G	8	-	K	-		-	M12	G	4
<b>Function</b>														
NEBV	Connecting cables for valves													
<b>Connection technology on the left, field device side</b>														
M12	Socket M12x1, A-coded, to EN 61076-2-101													
<b>Cable outlet on the left</b>														
G	Straight													
<b>Number of pins/wires, left</b>														
8	8-pin													
<b>Cable characteristic</b>														
K	Standard													
<b>Cable length</b>														
2	2 m													
5	5 m													
<b>Connection technology on the right, controller side</b>														
M12	Plug connector M12x1, A-coded, EN 61076-2-101													
<b>Cable outlet on the right</b>														
G	Straight													
<b>Number of pins/wires, right</b>														
4	4-pin													

# Connecting cables for valves, socket M12x1, 8-pin

Technical data

## Connecting cable NEBV-M12G8

- Connecting cable
- For connecting the proportional pressure regulator VPPM to the analogue output modules of the terminal CPX



General technical data	
Cable identification	Without inscription label holder
Conforms to standard	EN 61076-2-101

Technical data – Electrical connection 1	
Function	Field device side
Connection type	Socket
Cable outlet	Straight
Design	Round
Connection technology	M12x1, A-coded to EN 61076-2-101
Number of pins/wires	8
Assigned pins/wires	4
Type of mounting	Screw lock

Technical data – Electrical connection 2	
Function	Controller side
Connection type	Plug connector
Cable outlet	Straight
Design	Round
Connection technology	M12x1, A-coded to EN 61076-2-101
Number of pins/wires	4
Assigned pins/wires	4
Type of mounting	Screw lock

Technical data – Electrical		
Operating voltage range	[V DC]	0 ... 30
	[V AC]	0 ... 30
Surge resistance	[kV]	0.8
Current rating at 40°C	[A]	2

Technical data – Cable		
Cable diameter	[mm]	5.6
Cable diameter tolerance	[mm]	±0.2
Cable design	[mm <sup>2</sup> ]	4x0.34
		Screened
Nominal conductor cross section	[mm <sup>2</sup> ]	0.34
Cable characteristic		Standard
Bending radius, fixed cable installation	[mm]	≥29
Bending radius, flexible cable installation	[mm]	≥58

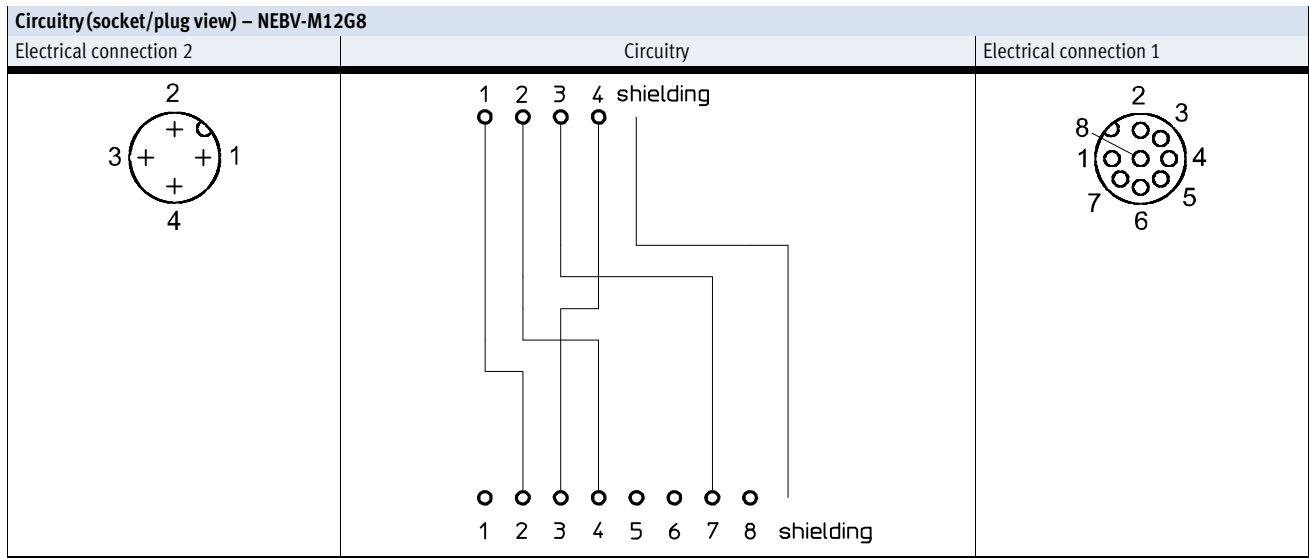
# Connecting cables for valves, socket M12x1, 8-pin

Technical data

Materials	
Housing	TPE-U(PUR)
Housing colour	Black
Screw lock	Nickel-plated brass
Seals	NBR
Pin contacts	Gold-plated brass
Cable sheath	TPE-U (PUR)
Cable sheath colour	Grey
Insulating sheath	PP
Note on materials	RoHS compliant
	Halogen-free

Operating and environmental conditions		
Ambient temperature	[°C]	-25 ... +80
Ambient temperature with flexible cable installation	[°C]	-5 ... +80
Degree of protection		IP67
Note on degree of protection		In mounted state
Corrosion resistance class CRC <sup>1)</sup>		2
Contamination level		3

1) Corrosion resistance class CRC 2 to Festo standard FN 940070  
 Moderate corrosion stress. Indoor applications in which condensation may occur. External visible parts with primarily decorative requirements for the surface and which are in direct contact with the ambient atmosphere typical for industrial applications.



# Connecting cables for valves, socket M12x1, 8-pin

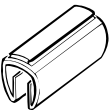
Technical data

**Dimensions** Download CAD data → [www.festo.com](http://www.festo.com)

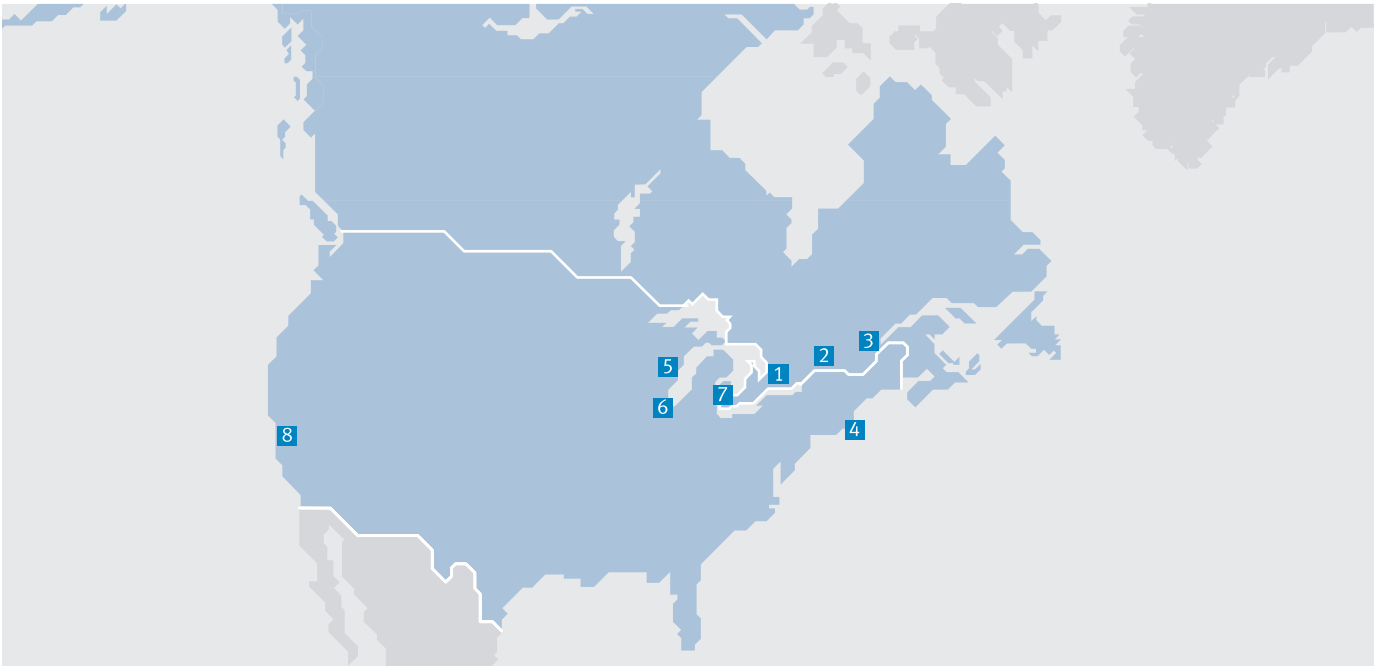
- 1 Plug connector M12x1, 4-pin
- 2 Socket M12x1, 8-pin

Type	L1	L2	L3
NEBV-M12G8-K-2-M12G4	2000	44.9	41.7
NEBV-M12G8-K-5-M12G4	5000	44.9	41.7

Ordering data			
Electrical connection	Cable length [m]	Part No.	Type
Socket M12x1, 8-pin – plug connector M12x1, 4-pin	2	553575	NEBV-M12G8-K-2-M12G4
	5	553576	NEBV-M12G8-K-5-M12G4

Ordering data – Accessories			
		Part No.	Type
	Inscription clips for placing on a cable with diameter 5 ... 8 mm	11x20 mm	33361 KM-BZ

# Festo North America



**1 Festo Canada  
Headquarters  
Festo Inc.**  
5300 Explorer Drive  
Mississauga, ON  
L4W 5G4

**2 Montréal**  
5600, Trans-Canada  
Pointe-Claire, QC  
H9R 1B6

**3 Québec City**  
2930, rue Watt#117  
Québec, QC  
G1X 4G3



**4 Festo United States  
Headquarters  
Festo Corporation**  
395 Moreland Road  
Hauppauge, NY  
11788

**5 Appleton**  
North 922 Tower View Drive, Suite N  
Greenville, WI  
54942

**7 Detroit**  
1441 West Long Lake Road  
Troy, MI  
48098

**6 Chicago**  
85 W Algonquin - Suite 340  
Arlington Heights, IL  
60005

**8 Silicon Valley**  
4935 Southfront Road, Suite F  
Livermore, CA  
94550

## Festo Regional Contact Center

### Canadian Customers

Commercial Support:  
Tel: 1 877 GO FESTO (1 877 463 3786)  
Fax: 1 877 FX FESTO (1 877 393 3786)  
Email: festo.canada@ca.festo.com

Technical Support:  
Tel: 1 866 GO FESTO (1 866 463 3786)  
Fax: 1 877 FX FESTO (1 877 393 3786)  
Email: technical.support@ca.festo.com

### USA Customers

Commercial Support:  
Tel: 1 800 99 FESTO (1 800 993 3786)  
Fax: 1 800 96 FESTO (1 800 963 3786)  
Email: customer.service@us.festo.com

Technical Support:  
Tel: 1 866 GO FESTO (1 866 463 3786)  
Fax: 1 800 96 FESTO (1 800 963 3786)  
Email: product.support@us.festo.com