


Service unit combinations MSB, MS series

FESTO



Festo Core Range
Solves the majority of your automation tasks

Worldwide:
Simply good:
Fast:

Quickest delivery – wherever, whenever
Expected high Festo quality
Easy and fast to select

With the Festo Core Range, we have selected the most important products and functions from our broad product catalogue, and added the quickest delivery.

The Core Range offers you the best value for your automation tasks.

Just look
for the
star!

Key features

Service unit components of the MS series

Solutions for every application

With its large product range, highly effective components and a wide choice of functions, the Festo MS series offers a complete concept for compressed air preparation. It is suitable for simple standard applications as well as application-specific solutions with very high quality requirements. Available as individual components, pre-assembled

combinations ex-stock, application-specific combinations or complete turnkey solutions. The five sizes in the MS series achieve maximum flow rates with minimum space requirements.

Freely combinable function modules

Pressure regulators, on/off and soft-start valves with safety function, filters, pressure and flow sensors, dryers, sensors and lubricators can be assembled into a suitable solution for every task. With the modular structure the components can be combined as required. The simple connection system saves time because replacing individ-

ual modules does not require disassembling the entire combination. Many of the components are also UL and ATEX certified.

CAD models and configurator

Convenient tools for planning and selecting application-specific individual components and combinations. The product configurator lets you configure customised solutions quickly and transfer the order data without any hassle.

Engineering tools

Selection tool for choosing the right service unit without oversizing, and with the right air purity class:
 → www.festo.com/engineering/service-unit

Air quality

This program supports configuring an appropriate service unit. Please insert the required air cleanliness either by your application or an ISO-code or by direct selection of air filters.

Selection criteria: Application

Filter combination is proposed based upon your selected application

- standard pneumatics operation of valves and cylinders, e.g. in automotive industry, secondary packaging
- mining and building industry applications without special air cleanliness requirements
- application of pressure operated tools and machines pneumatic hammer, air engine, positioning with proportional valve
- electronic, flatpanel and solar industry, textile and paper production application with residual oil content <0.5 mg/m³
- painting, powder coating, air bearing application with residual oil content <0.01 mg/m³
- food and beverage industry, optics application with residual oil content <0.003 mg/m³ reduction of oil vapours and aromas

Selection criteria: ISO-class

Filter combination is proposed based upon the air cleanliness class according to ISO 8573-1:2010

particle : 4 * : oil

ISO

* Downstream from the compressor the water content is assumed to be ISO class 4. Better classes can be achieved by applying an adsorption dryer PSD4 or a membrane dryer LDM1

Direct filter selection

Independent selection of filter combination

- 40 µm Filter
- 5 µm Filter
- 1 µm Fine Filter
- 0.01 µm Micro Filter *
- Active Carbon Filter

* To enhance the filter lifetime and in consequence the maintenance interval arrange a 1 µm Fine Filter in front of the 0.01 µm Micro Filter as a preliminary filter.

Integrated sensors

Pressure and flow sensors

Safety functions

Soft-start/quick exhaust valves
 MS6-SV/MS9-SV

Energy savings

Service unit combinations MSE6

Intelligent mix of sizes



- Maximum machine availability thanks to controlled processes
- Reliable compressed air preparation and supply for systems
- Integrated or stand-alone
- Easy to connect with M8/M12 plug

- Fast and reliable exhausting of systems up to Performance Level e, certified to EN ISO 13849-1
- Integrated soft-start function

- Fully automatic monitoring and regulation of the compressed air supply
- Automatic shut-off of the compressed air in stand-by mode
- Detection and notification of leakages
- Condition monitoring of relevant process data

- Optimum flow rate with a size that is up to 18% smaller
- Excellent energy efficiency
- Cost-optimised combinations – save up to 30%!

Size differences

Size	MS2	MS4	MS6	MS9	MS12
Grid dimension [mm]	25	40	62	90	124
Connection sizes	M5, QS-6	G1/8, G1/4, G3/8	G1/4, G3/8, G1/2, G3/4	G1/2, G3/4, G1, G1 1/4, G1 1/2	G1, G1 1/4, G1 1/2, G2
Standard nominal flow rate qn ¹⁾ [l/min]	350	1800	6500	20000	22000

1) Using pressure regulator MS-LR as an example

Key features

Note

Information

The next few pages provide a brief overview of the product range for the service unit components of the MS series.

You can find detailed information and all the technical data in the documentation for the relevant service unit component.

Accessories such as connecting plates or mounting brackets can be ordered either via the configurator or separately.





Design of a service unit combination

The order of the individual service unit components within a combination is relevant for safety and functionality. The service unit components cannot be combined in any order in the flow direction. They are subject to restrictions and rules.







The configurator for the service unit combination MSB is a reliable and convenient way of arranging individual service unit components and it ensures compliance with the applicable rules. As a result, you get a fully assembled unit, including UL or ATEX certification, if necessary. When arranging a combination of individually configured and ordered service unit components, the points on the right must be complied with under all circumstances.

- Regulators MS-LFR/LR/LRP/LRE are only permissible in the flow direction with the same or decreasing pressure regulation range
- Filters MS-LFR/LF/LFM/LFX are only permissible in the flow direction with an increasing grade of filtration
- Lubricators MS-LOE are not permitted in the flow direction upstream of a filter MS-LFR/LFM/LF/LFX, water separator MS-LWS or membrane air dryer MS-LDM1
- A micro filter MS-LFM must be installed in the flow direction upstream of an activated carbon filter MS-LFX or membrane air dryer MS-LDM1
- A flow sensor SFAM cannot be installed directly downstream of a regulator MS-LFR/LR; a branching module MS-FRM must be positioned between them
- A soft-start/quick exhaust valve MS-SV must be the last service unit component in the flow direction


Product range for MS series service unit components

Type	Description	Size	Pneumatic connection					
			Push-in connector	Female thread			Connecting plate with thread	
				M	G	NPT	G	NPT
Combinations								
Service unit combinations MSB-FRC								Datasheets → Internet: msb
	Combinations of filter regulator and lubricator	4	–	–	1/8, 1/4	–	–	–
		6	–	–	1/4, 3/8, 1/2	–	–	–
Service unit combinations MSB								
Service unit combinations MSB								Datasheets → Internet: msb
	Certain combinations predefined	4	–	–	1/4	–	–	–
		6	–	–	1/2	–	–	–
	Freely configurable combinations	4	–	–	1/8, 1/4	–	1/8, 1/4, 3/8	1/8, 1/4, 3/8
		6	–	–	1/4, 3/8, 1/2	–	1/4, 3/8, 1/2, 3/4	1/4, 3/8, 1/2, 3/4
		9	–	–	3/4, 1	3/4, 1	1/2, 3/4, 1, 1 1/4, 1 1/2	1/2, 3/4, 1, 1 1/4, 1 1/2
Service unit combinations MSE6								
Service unit combinations MSE6								Datasheets → Internet: mse6
	Combinations with fieldbus connection for measuring pressure, flow rate and consumption	6	–	–	–	–	1/2	–










Key features

Product range for MS series service unit components								
Type	Description	Size	Pneumatic connection				Connecting plate with thread	
			Push-in connector	Female thread				
			M	G	NPT	G	NPT	
Individual devices								
Filter regulators MS-LFR			Datasheets → Internet: ms2-lfr; ms4-lfr; ms6-lfr; ms9-lfr; ms12-lfr					
	Filter and pressure regulator in a single device, grade of filtration 5 or 40 µm	2	QS-6	M5	–	–	–	–
		4	–	–	1/8, 1/4	–	1/8, 1/4, 3/8	1/8, 1/4, 3/8
		6	–	–	1/4, 3/8, 1/2	–	1/4, 3/8, 1/2, 3/4	1/4, 3/8, 1/2, 3/4
		9	–	–	3/4, 1	3/4, 1	1/2, 3/4, 1, 1 1/4, 1 1/2	1/2, 3/4, 1, 1 1/4, 1 1/2
		12	–	–	–	–	1, 1 1/4, 1 1/2, 2	–
Filter regulators MS-LFR-B			Datasheets → Internet: ms4-lfr-b; ms6-lfr-b					
	Filter and pressure regulator in a single device in polymer housing, grade of filtration 5 or 40 µm	4	–	–	1/4	–	–	–
		6	–	–	1/2	–	–	–
Filters MS-LF			Datasheets → Internet: ms4-lf; ms6-lf; ms9-lf; ms12-lf					
	Grade of filtration 5 or 40 µm	4	–	–	1/8, 1/4	–	1/8, 1/4, 3/8	1/8, 1/4, 3/8
		6	–	–	1/4, 3/8, 1/2	–	1/4, 3/8, 1/2, 3/4	1/4, 3/8, 1/2, 3/4
		9	–	–	3/4, 1	3/4, 1	1/2, 3/4, 1, 1 1/4, 1 1/2	1/2, 3/4, 1, 1 1/4, 1 1/2
		12	–	–	–	–	1, 1 1/4, 1 1/2, 2	–
Fine and micro filters MS-LFM			Datasheets → Internet: ms4-lfm; ms6-lfm; ms9-lfm; ms12-lfm					
	Grade of filtration 0.01 or 1 µm	4	–	–	1/8, 1/4	–	1/8, 1/4, 3/8	1/8, 1/4, 3/8
		6	–	–	1/4, 3/8, 1/2	–	1/4, 3/8, 1/2, 3/4	1/4, 3/8, 1/2, 3/4
		9	–	–	3/4, 1	3/4, 1	1/2, 3/4, 1, 1 1/4, 1 1/2	1/2, 3/4, 1, 1 1/4, 1 1/2
		12	–	–	–	–	1, 1 1/4, 1 1/2, 2	–
Activated carbon filters MS-LFX			Datasheets → Internet: ms4-lfx; ms6-lfx; ms9-lfx; ms12-lfx					
	For removing liquid and gaseous oil particles	4	–	–	1/8, 1/4	–	1/8, 1/4, 3/8	1/8, 1/4, 3/8
		6	–	–	1/4, 3/8, 1/2	–	1/4, 3/8, 1/2, 3/4	1/4, 3/8, 1/2, 3/4
		9	–	–	3/4, 1	3/4, 1	1/2, 3/4, 1, 1 1/4, 1 1/2	1/2, 3/4, 1, 1 1/4, 1 1/2
		12	–	–	–	–	1, 1 1/4, 1 1/2, 2	–
Water separators MS-LWS			Datasheets → Internet: ms6-lws; ms9-lws; ms12-lws					
	Remove condensate from compressed air, maintenance-free	6	–	–	1/4, 3/8, 1/2	–	1/4, 3/8, 1/2, 3/4	1/4, 3/8, 1/2, 3/4
		9	–	–	3/4, 1	3/4, 1	1/2, 3/4, 1, 1 1/4, 1 1/2	1/2, 3/4, 1, 1 1/4, 1 1/2
		12	–	–	–	–	1, 1 1/4, 1 1/2, 2	–





Key features

Product range for MS series service unit components								
Type	Description	Size	Pneumatic connection					
			Push-in connector	Female thread			Connecting plate with thread	
				M	G	NPT	G	NPT
Individual devices								
Pressure regulators MS-LR Datasheets → Internet: ms2-lr; ms4-lr; ms6-lr; ms9-lr; ms12-lr								
	For setting the required operating pressure, 4 pressure regulation ranges	2	QS-6	M5	–	–	–	–
		4	–	–	1/8, 1/4	–	1/8, 1/4, 3/8	1/8, 1/4, 3/8
		6	–	–	1/4, 3/8, 1/2	–	1/4, 3/8, 1/2, 3/4	1/4, 3/8, 1/2, 3/4
		9	–	–	3/4, 1	3/4, 1	1/2, 3/4, 1, 1 1/4, 1 1/2	1/2, 3/4, 1, 1 1/4, 1 1/2
		12	–	–	–	–	1, 1 1/4, 1 1/2, 2	–
Pressure regulators MS-LR-B Datasheets → Internet: ms4-lr-b; ms6-lr-b								
	For setting the required operating pressure, in polymer housing	4	–	–	1/4	–	–	–
		6	–	–	1/2	–	–	–
Pressure regulators MS-LRB Datasheets → Internet: ms4-lrb; ms6-lrb								
	For configuring a regulator manifold with independent pressure regulation ranges. Pressure output is to the front or rear.	4	–	–	1/4	–	1/8, 1/4, 3/8	–
		6	–	–	1/2	–	1/4, 3/8, 1/2, 3/4	–
Precision pressure regulators MS-LRP Datasheets → Internet: ms6-lrp								
	For precise setting of the required operating pressure, 4 pressure regulation ranges, pressure hysteresis 0.02 bar	6	–	–	1/4, 3/8, 1/2	–	1/4, 3/8, 1/2, 3/4	1/4, 3/8, 1/2, 3/4
Precision pressure regulators MS-LRPB Datasheets → Internet: ms6-lrpb								
	For configuring a regulator manifold with independent pressure regulation ranges. Pressure output is to the front or rear.	6	–	–	1/2	–	1/4, 3/8, 1/2, 3/4	–
Electric pressure regulators MS-LRE Datasheets → Internet: ms6-lre								
	Electrically adjustable pressure regulator, 4 pressure regulation ranges	6	–	–	1/4, 3/8, 1/2	–	1/4, 3/8, 1/2, 3/4	1/4, 3/8, 1/2, 3/4
Lubricators MS-LOE Datasheets → Internet: ms4-loe; ms6-loe; ms9-loe; ms12-loe								
	Add a precisely adjustable amount of oil to the compressed air. The amount of oil mist is proportional to the compressed air flow rate.	4	–	–	1/8, 1/4	–	1/8, 1/4, 3/8	1/8, 1/4, 3/8
		6	–	–	1/4, 3/8, 1/2	–	1/4, 3/8, 1/2, 3/4	1/4, 3/8, 1/2, 3/4
		9	–	–	3/4, 1	3/4, 1	1/2, 3/4, 1, 1 1/4, 1 1/2	1/2, 3/4, 1, 1 1/4, 1 1/2
		12	–	–	–	–	1, 1 1/4, 1 1/2, 2	–

Key features

Product range for MS series service unit components								
Type	Description	Size	Pneumatic connection			Connecting plate with thread		
			Push-in connector	Female thread		G		NPT
			M	G	NPT	G	NPT	
Individual devices								
On/off valves MS-EM						Datasheets → Internet: ms4-em; ms6-em; ms9-em; ms12-em		
	Manually actuated on/off valve for pressurising and exhausting pneumatic systems.	4	–	–	1/8, 1/4	–	1/8, 1/4, 3/8	1/8, 1/4, 3/8
		6	–	–	1/4, 3/8, 1/2	–	1/4, 3/8, 1/2, 3/4	1/4, 3/8, 1/2, 3/4
		9	–	–	3/4, 1	3/4, 1	1/2, 3/4, 1, 1 1/4, 1 1/2	1/2, 3/4, 1, 1 1/4, 1 1/2
		12	–	–	–	–	1, 1 1/4, 1 1/2, 2	–
On/off valves MS-EE						Datasheets → Internet: ms4-ee; ms6-ee; ms9-ee; ms12-ee		
	Electrically actuated on/off valve for pressurising and exhausting pneumatic systems.	4	–	–	1/8, 1/4	–	1/8, 1/4, 3/8	1/8, 1/4, 3/8
		6	–	–	1/4, 3/8, 1/2	–	1/4, 3/8, 1/2, 3/4	1/4, 3/8, 1/2, 3/4
		9	–	–	3/4, 1	3/4, 1	1/2, 3/4, 1, 1 1/4, 1 1/2	1/2, 3/4, 1, 1 1/4, 1 1/2
		12	–	–	–	–	1, 1 1/4, 1 1/2, 2	–
On/off valves MS-EE-B						Datasheets → Internet: ms4-ee-b; ms6-ee-b		
	Electrically actuated on/off valve in polymer housing for pressurising and exhausting pneumatic systems.	4	–	–	1/4	–	–	–
		6	–	–	1/2	–	–	–
Soft-start valves MS-DL						Datasheets → Internet: ms4-dl; ms6-dl; ms12-dl		
	Pneumatically actuated soft-start valve for slowly pressurising and exhausting pneumatic systems.	4	–	–	1/8, 1/4	–	1/8, 1/4, 3/8	1/8, 1/4, 3/8
		6	–	–	1/4, 3/8, 1/2	–	1/4, 3/8, 1/2, 3/4	1/4, 3/8, 1/2, 3/4
		12	–	–	–	–	1, 1 1/4, 1 1/2, 2	–
Soft-start valves MS-DE						Datasheets → Internet: ms4-de; ms6-de; ms12-de		
	Electrically actuated soft-start valve for slowly pressurising and exhausting pneumatic systems.	4	–	–	1/8, 1/4	–	1/8, 1/4, 3/8	1/8, 1/4, 3/8
		6	–	–	1/4, 3/8, 1/2	–	1/4, 3/8, 1/2, 3/4	1/4, 3/8, 1/2, 3/4
		12	–	–	–	–	1, 1 1/4, 1 1/2, 2	–
On/off valves MS-EDE-B						Datasheets → Internet: ms4-ed-e-b; ms6-ed-e-b		
	Electrically actuated soft-start valve in polymer housing for slow pressurising and exhausting pneumatic systems.	4	–	–	1/4	–	–	–
		6	–	–	1/2	–	–	–
Soft-start/quick exhaust valves MS-SV						Datasheets → Internet: ms6-sv; ms9-sv		
	For gradually increasing pressurisation and quick, safe pressure reduction in pneumatic piping systems. Up to category 1, PL c.	6	–	–	1/2	–	1/4, 3/8, 1/2, 3/4	1/4, 3/8, 1/2, 3/4
		9	–	–	3/4, 1	3/4, 1	1/2, 3/4, 1, 1 1/4, 1 1/2	1/2, 3/4, 1, 1 1/4, 1 1/2
	Up to category 3, PL d. Up to category 4, PL e in the case of optional extension.	6	–	–	1/2	–	1/4, 3/8, 1/2, 3/4	1/4, 3/8, 1/2, 3/4
	Up to category 4, PL e.	6	–	–	1/2	–	1/4, 3/8, 1/2, 3/4	–

Key features

Product range for MS series service unit components								
Type	Description	Size	Pneumatic connection					
			Push-in connector	Female thread			Connecting plate with thread	
				M	G	NPT	G	NPT
Individual devices								
Membrane air dryers MS-LDM1 Datasheets → Internet: ms4-ldm; ms6-ldm								
	Wear-free membrane dryer with internal air consumption	4	–	–	1/8, 1/4	–	1/8, 1/4, 3/8	1/8, 1/4, 3/8
		6	–	–	1/4, 3/8, 1/2	–	1/4, 3/8, 1/2, 3/4	1/4, 3/8, 1/2, 3/4
Branching modules MS-FRM Datasheets → Internet: ms4-frm; ms6-frm; ms9-frm; ms12-frm								
	Compressed air distributors with 4 connections	4	–	–	1/8, 1/4	–	1/8, 1/4, 3/8	–
		6	–	–	1/4, 3/8, 1/2	–	1/4, 3/8, 1/2, 3/4	–
		9	–	–	3/4, 1	3/4, 1	1/2, 3/4, 1, 1 1/4, 1 1/2	1/2, 3/4, 1, 1 1/4, 1 1/2
		12	–	–	–	–	1, 1 1/4, 1 1/2, 2	–
Distributor blocks MS-FRM-FRZ Datasheets → Internet: ms4-frm-frz; ms6-frm-frz								
	Compressed air distributors with 4 connections and half the grid width	4	–	–	–	–	–	–
		6	–	–	–	–	–	–
Flow sensors SFAM Datasheets → Internet: sfam								
	For absolute flow rate information and cumulative air consumption measurement	6	–	–	–	–	1/2	1/2
		9	–	–	–	–	1, 1 1/2	1, 1 1/2

Key features

Configurable service unit combinations MSB

Overview



- 3 sizes:
MSB4 – grid dimension 40 mm,
MSB6 – grid dimension 62 mm,
MSB9 – grid dimension 90 mm
- Threaded connections in the product housing or with connecting plates
- Type of mounting and flow direction can be optionally selected
- Can be configured in accordance with the ATEX directive for explosive atmospheres
- Food-safe (MSB4/MSB6)



www.festo.com

Configurator

The configurator enables complex service unit combinations to be configured step by step. It is divided into a basic configuration and the individual service unit configurations. The technical parameters for the entire service unit combination are defined using the key features of the basic configuration. The service unit components

are defined by both the configuration and the general technical conditions. You can navigate through your configuration using the menu [1]. All the key features available for selection can be found in drop-down lists [2]. Missing or incomplete information is indicated by an exclamation mark. Features

shown against a grey background cannot be selected in the chosen configuration → "Conditions and excluded features" table. If you select a feature shown against a grey background, a red font will indicate that the configuration is incorrect. A dynamic graphic [3] and the order code [4] (→ type codes) are created in

accordance with your current configuration.

Service unit combination MSB6

Close

Select features | Product list | My favourites

MSB6-AGD-D4-A1-J1-F1-B-WP

1

Basic configuration

Basic function: MSB Standard manifold

Size: 6 [2]

Connection size: AGD Connecting plate 01/2

Mounting type: MFP Mounting bracket

EU certification: None

Alternative flow direction: Flow direction from left to right

Value Z: with LRB(01-06), LRPB(R1-R4) pressure output to the front

Service unit 1

Service unit equipment position 1: EE On-off valve, electrical

Supply voltage 1: V24 24 V DC

Silencer 1: S Silencer

3

EE DL LPR FRM LPM

D4 A1 J1 F1 B

4

Add to basket

2D/3D view

Accessories

Documentation

Data sheet

Display Overview

Save as

Reset

Valid selection

request your price

531000

W: One week delivery time

Key features


Information

General

The adjacent columns and the complete product range of service unit components MS series → page 3 provide a brief overview of the service unit components that are available in a specific size.

The clarification of the short code for a service unit component that is transferred to the order can be found from page 12 for size MSB4/MSB6 and from page 33 for MSB9.

You can find detailed information and all the technical data in the documentation for the relevant service unit component. Enter the short code of the service unit component (e.g. MS6-EE) in the search window of the product catalogue and select the documentation.

 **Note**

Individual devices with selected key features are available for the configurable service unit combinations

→ Overview lists.

Additional key feature options can be selected via the configurable individual device.

1) Not available in all markets.

2) Polymer service unit components series MS basic

★ 531029 MSB4 (ISO)

532306 MSB4N (NPT)¹⁾

- Filter regulator MS4-LFR
- Filter regulator MS4-LFR-...-B²⁾
- Pressure regulator MS4-LR
- Pressure regulator MS4-LR-...-B²⁾
- Pressure regulator for manifold assembly MS4-LRB
- Filter MS4-LF
- Fine and micro filter MS4-LFM
- Activated carbon filter MS4-LFX
- Lubricator MS4-LOE
- On/off valve, manual MS4-EM1
- On/off valve, electric MS4-EE
- On/off valve, electric MS4-EE-...-B²⁾
- Soft-start valve, pneumatic MS4-DL
- Soft-start valve, electric MS4-DE
- Soft-start valve, electric MS4-EDE-...-B²⁾
- Membrane air dryer MS4-LDM1
- Branching module MS4-FRM

★ 531030 MSB6 (ISO)

532307 MSB6N (NPT)¹⁾

- Filter regulator MS6-LFR
- Filter regulator MS6-LFR-...-B²⁾
- Pressure regulator MS6-LR
- Pressure regulator MS6-LR-...-B²⁾
- Pressure regulator for manifold assembly MS6-LRB
- Precision pressure regulator MS6-LRP
- Precision pressure regulator for manifold assembly MS6-LRPB
- Electric pressure regulator MS6-LRE
- Filter MS6-LF
- Fine and micro filter MS6-LFM
- Activated carbon filter MS6-LFX
- Water separator MS6-LWS
- Lubricator MS6-LOE
- On/off valve, manual MS6-EM1
- On/off valve, electric MS6-EE
- On/off valve, electric MS6-EE-...-B²⁾
- Soft-start valve, pneumatic MS6-DL
- Soft-start valve, electric MS6-DE
- Soft-start valve, electric MS6-EDE-...-B²⁾
- Soft-start/quick exhaust valve MS6-SV
- Membrane air dryer MS6-LDM1
- Branching module MS6-FRM
- Flow sensor SFAM-62

552938 MSB9 (ISO + NPT)

- Filter regulator MS9-LFR
- Pressure regulator MS9-LR
- Filter MS9-LF
- Fine and micro filter MS9-LFM
- Activated carbon filter MS9-LFX
- Water separator MS9-LWS
- Lubricator MS9-LOE
- On/off valve, manual MS9-EM
- On/off valve, electric MS9-EE
- Soft-start/quick exhaust valve MS9-SV
- Branching module MS9-FRM
- Flow sensor SFAM-90

Notes on individual service unit components and their key features

MS-LFR and MS-LF:

- Grade of filtration with key feature E (40 µm) or C (5 µm)

MS-LRB/LRPB:

- Pressure output is to the rear, the pressure output is to the front if key feature Z (alternative flow direction) is selected

MS-LFM:

- Grade of filtration with key feature B (1 µm) or A (0.01 µm)
- Filter contamination sensor with key feature DA is an optical differential pressure display with red-green range
- Filter contamination sensor with key feature DP is an electric filter contamination indicator with switching output

MS-EE and MS-DE:

- The supply voltage with key feature 10V24 is permissible only to a max. operating pressure of 10 bar.
- With the supply voltages with key feature V24/V110/V230 the solenoid actuator has a non-detenting/detenting manual override, with feature 10V24 just a non-detenting manual override

MS-LDM1:

- Flow cartridge with key feature P05, P10 only for MSB4; with key feature P20, P30, P40 only for MSB6

Key features

Conditions and exclusions of key features

Note

If a service unit combination is configured with ISO thread, the individual devices also have ISO thread (e.g. the outlets of the branching module MS-FRM), individual devices with integrated MS pressure gauge (e.g. the pressure regulator MS-LR) have a display scale in [bar].

If you configure a service unit with NPT thread, the other pneumatic connections have NPT threads and integrated MS pressure gauges with the display unit [psi].

In addition to the conditions and exclusions noted here, you can also obtain information by selecting the information button next to some of the selection lists in the configurator.

General rules

- Selection of minimum 2 to maximum 10 service unit components
- Lubricators MS-LOE are not permitted in the flow direction upstream of a filter MS-LFR/LFM/LF/LFX, water separator MS-LWS or membrane air dryer MS-LDM1
- A micro filter MS-LFM must be installed in the flow direction upstream of an activated carbon filter MS-LFX or membrane air dryer MS-LDM1
- Mounting bracket for large wall clearance WPB must be selected if the combination includes the electric pressure regulator MS-LRE, the soft-start/quick exhaust valve MS-SV-E or the block-mountable regulator MS-LRB without angled outlet block
- Regulators MS-LFR/LR/LRP/LRE are only permissible in the flow direction with the same or decreasing pressure regulation range
- Filters MS-LFR/LF/LFM/LFX are only permissible in the flow direction with an increasing grade of filtration

Rules specific to the service unit component

MS-LFM:

- Only manual condensate drain can be used with MS4-LFM with plastic bowl

MS-DL:

- No filter MS-LFR/LF/LFM with fully automatic condensate drain downstream of MS4-DL

SFAM:

- Connection size of the service unit combination with SFAM-62 must be at least G1/2, with SFAM-90 at least G3/4
- A SFAM cannot be installed immediately downstream of a regulator MS-LFR/LR; a branching module MS-FRM must be positioned between them
- SFAM-90 only in flow direction from left to right

MS-SV-D/E:

- Must be the last service unit component in the flow direction

Key features

ATEX certification

A configured service unit consisting of mechanical service unit components can be used in zones 1 and 2 of explosive gas atmospheres and in zones 21 and 22 of explosive dust atmospheres. The following service unit components are approved and can be selected using the code EX4 in the order section "EU certification":

- Filter regulator MS4/6/9-LFR
- Pressure regulator MS4/6/9-LR
- Pressure regulator for manifold assembly MS4/6-LRB
- Precision pressure regulator MS6-LRP
- Precision pressure regulator for manifold assembly MS6-LRPB

- Filter MS4/6/9-LF
- Fine and micro filter MS4/6/9-LFM
- Activated carbon filter MS4/6/9-LFX
- Water separators MS6/9-LWS
- Lubricators MS4/6-LOE
- On/off valve, manual MS4/6-EM1, MS9-EM
- Soft-start valve, pneumatic MS4/6-DL
- Membrane air dryer MS4/6-LDM1
- Branching module MS4/6/9-FRM

A configured service unit combination consisting of mechanical and electric service unit components can be used in zone 2 of explosive gas atmospheres and in zone 22 of explosive dust atmospheres. In this case, code EX2 must be selected in the order section "EU certification". The following electric service unit components are approved in addition to the mechanical service unit components:

- On/off valve, electric MS4/6/9-EE
- Soft-start valve, electric MS4/6-DE
- Flow sensor SFAM

- Supplied with special accessories, e.g. mounting brackets, module connectors, connecting plates with earthing screws
- Only connecting plates with G thread possible
- Lubricated operation not permissible
- On/off valve MS-EE or soft-start valve MS-DE only with 24 V supply voltage

EU certification	EX2	EX4
MSB4/6		
ATEX category gas	II 3G	II 2G
Type of (ignition) protection for gas	Ex nA IIC T4 X Gc	Ex h IIC T6 Gb X
ATEX category for dust	II 3D	II 2D
Type of (ignition) protection for dust	Ex tc IIIC T105°C X Dc IP65	Ex h IIIC T60°C Db X
Explosion-proof ambient temperature	-10 °C ≤ Ta ≤ +60 °C	
	+5 °C ≤ Ta ≤ +60 °C ¹⁾	
	+2 °C ≤ Ta ≤ +50 °C ²⁾	
Explosion protection certification outside the EU	EPL Db (GB) ³⁾ EPL Gb (GB) ³⁾	
CE marking (see declaration of conformity) ⁴⁾	To EU Explosion Protection Directive (ATEX)	
	To EU EMC Directive	–
	To EU Low Voltage Directive	–
UKCA marking (see declaration of conformity) ⁴⁾	To UK EX instructions ³⁾	
MSB9		
ATEX category gas	II 3G	II 2G
Type of (ignition) protection for gas	Ex nA IIC T5 X Gc	Ex h IIC T6 Gb X
ATEX category for dust	II 3D	II 2D
Type of (ignition) protection for dust	Ex tc IIIB T95°C X Dc IP54	Ex h IIIC T60°C Db X
Explosion-proof ambient temperature	-10 °C ≤ Ta ≤ +50 °C	-10 °C ≤ Ta ≤ +60 °C
	+5 °C ≤ Ta ≤ +50 °C ¹⁾	+5 °C ≤ Ta ≤ +60 °C ¹⁾
CE marking (see declaration of conformity) ⁴⁾	To EU Explosion Protection Directive (ATEX)	

1) When using a service unit component with manual, semi-automatic or fully automatic condensate drain.

2) When using a membrane air dryer MS4/6-LDM1.

3) Only for MSB6

4) More information www.festo.com/catalogue/MSB → Support/Downloads.

UL certification

Certified by UL as a component for the market in USA and Canada for standard environment. Can be selected with code UL1 in the order section "UL certification".

- Operating pressure/pressure regulation range max. 10 bar
- Supply voltage with on/off valve MS-EE or soft-start valve MS-DE max. 24 V DC

Type codes

001	Series	
MSB	Service unit component MS series	

002	Size	
4	Grid dimension 40 mm	

003	Pneumatic connection	
1/8	Female thread G1/8	
1/4	Female thread G1/4	
AGA	Sub-base G1/8	
AGB	Sub-base G1/4	
AGC	Sub-base G3/8	
AQK	Sub-base NPT1/8	
AQN	Sub-base NPT1/4	
AQP	Sub-base NPT3/8	

004	Service unit component equipment	
...	For selection, see overview list	

005	Type of mounting	
	Without mounting bracket	
WP	Mounting bracket basic design	
WPB	Mounting bracket for large wall gap	
WPM	Mounting bracket for hooking in service unit components	

006	EU certification	
	None	
EX2	II 3GD to EU Explosion Protection Directive (ATEX)	
EX4	II 2GD	

007	UL certification	
	None	
UL1	cULus ordinary location for Canada and USA	

008	Flow direction	
	Flow direction from left to right	
Z	Flow direction from right to left	

Type codes

001	Series
MSB	Service unit component MS series
002	Size
6	Grid dimension 62 mm
003	Pneumatic connection
1/4	Female thread G1/4
3/8	Female thread G3/8
1/2	Female thread G1/2
AGB	Sub-base G1/4
AGC	Sub-base G3/8
AGD	Sub-base G1/2
AGE	Sub-base G3/4
AQN	Sub-base NPT1/4
AQP	Sub-base NPT3/8
AQR	Sub-base NPT1/2
AQS	Sub-base NPT3/4
004	Service unit component equipment
...	For selection, see overview list

005	Type of mounting
	Without mounting bracket
WP	Mounting bracket basic design
WPB	Mounting bracket for large wall gap
WPM	Mounting bracket for hooking in service unit components
006	EU certification
	None
EX2	II 3GD to EU Explosion Protection Directive (ATEX)
EX4	II 2GD
007	UL certification
	None
UL1	cULus ordinary location for Canada and USA
008	Flow direction
	Flow direction from left to right
Z	Flow direction from right to left

Type codes

001	Series
MSB	Service unit component MS series

002	Size
4	Grid dimension 40 mm

003	Thread type
N	NPT thread

004	Pneumatic connection, inch
1/8	Female thread NPT 1/8
1/4	Female thread NPT 1/4
AQK	Sub-base NPT1/8
AQN	Sub-base NPT1/4
AQP	Sub-base NPT3/8

005	Service unit component equipment
...	For selection, see overview list

006	Type of mounting
	Without mounting bracket
WP	Mounting bracket basic design
WPB	Mounting bracket for large wall gap
WPM	Mounting bracket for hooking in service unit components

007	Flow direction
	Flow direction from left to right
Z	Flow direction from right to left

Type codes

001	Series	
MSB	Service unit component MS series	

002	Size	
6	Grid dimension 62 mm	

003	Thread type	
N	NPT thread	

004	Pneumatic connection, inch	
1/4	Female thread NPT 1/4	
3/8	Female thread NPT 3/8	
1/2	Female thread NPT 1/2	
AQN	Sub-base NPT1/4	
AQP	Sub-base NPT3/8	
AQR	Sub-base NPT1/2	
AQS	Sub-base NPT3/4	

005	Service unit component equipment	
...	For selection, see overview list	

006	Type of mounting	
	Without mounting bracket	
WP	Mounting bracket basic design	
WPB	Mounting bracket for large wall gap	
WPM	Mounting bracket for hooking in service unit components	

007	Flow direction	
	Flow direction from left to right	
Z	Flow direction from right to left	

Type codes

Overview list – Service unit components MS4/6				
Code	Size		Type	Description
	MS4	MS6		
Soft-start valve MS-DL, pneumatically actuated				
A1	■	■	MS-DL	Cover plate
A2	■ ¹⁾	■ ¹⁾	MS-DL-AD7	Pressure sensor with switching status indicator (M8 plug, threshold value comparator, PNP, N/O)
Soft-start valve MS-DE/EDE, electrically actuated				
B1	■	■	MS-DE-V24	Supply voltage 24 V DC, operating pressure 4 ... 14 bar (MS4)/4 ... 18 bar (MS6), electrical connection to EN 175301-803 (plug, type C), cover plate
B2	■	■	MS-DE-V110	Supply voltage 110 V AC, operating pressure 4 ... 14 bar (MS4)/4 ... 18 bar (MS6), electrical connection to EN 175301-803 (plug, type C), cover plate
B3	■	■	MS-DE-V230	Supply voltage 230 V AC, operating pressure 4 ... 14 bar (MS4)/4 ... 18 bar (MS6), electrical connection to EN 175301-803 (plug, type C), cover plate
B4	■	■	MS-DE-10V24	Supply voltage 24 V DC, operating pressure 4 ... 10 bar, electrical connection to EN 175301-803 (plug, type C), cover plate
B5	■	■	MS-DE-V24-EX2	Supply voltage 24 V DC, operating pressure 4 ... 14 bar (MS4)/4 ... 18 bar (MS6), electrical connection to EN 175301-803 (plug, type C), cover plate, to EU Ex Protection Directive (ATEX)
B20B	■ ²⁾	■ ²⁾	MS-EDE-V24-B	Supply voltage 24 V DC, operating pressure 3 ... 7 bar, electrical connection to EN 175301-803 (plug, type C), cover plate
On/off valve MS-EM1, manually actuated				
C3)	■	■	MS-EM1	Without silencer, cover plate
C4)	■	■	MS-EM1-S	Silencer, cover plate
C6)	■	■	MS-EM1-R	Without silencer, cover plate, with red rotary knob
C7)	■	■	MS-EM1-R-S	Silencer, cover plate, with red rotary knob
On/off valve MS-EE, electrically actuated				
D1	■	■	MS-EE-V24	Supply voltage 24 V DC, operating pressure 4 ... 14 bar (MS4)/4 ... 18 bar (MS6), electrical connection to EN 175301-803 (plug, type C), without silencer, cover plate
D1B	■ ²⁾	■ ²⁾	MS-EE-V24-B	Supply voltage 24 V DC, operating pressure 3 ... 7 bar, electrical connection to EN 175301-803 (plug, type C), without silencer, cover plate
D2	■	■	MS-EE-V110	Supply voltage 110 V AC, operating pressure 4 ... 14 bar (MS4)/4 ... 18 bar (MS6), electrical connection to EN 175301-803 (plug, type C), without silencer, cover plate
D3	■	■	MS-EE-V230	Supply voltage 230 V AC, operating pressure 4 ... 14 bar (MS4)/4 ... 18 bar (MS6), electrical connection to EN 175301-803 (plug, type C), without silencer, cover plate
D4	■	■	MS-EE-V24-S	Supply voltage 24 V DC, operating pressure 4 ... 10 bar, electrical connection to EN 175301-803 (plug, type C), silencer, cover plate
D5	■	■	MS-EE-V110-S	Supply voltage 110 V AC, operating pressure 4 ... 10 bar, electrical connection to EN 175301-803 (plug, type C), silencer, cover plate
D6	■	■	MS-EE-V230-S	Supply voltage 230 V AC, operating pressure 4 ... 10 bar, electrical connection to EN 175301-803 (plug, type C), silencer, cover plate
D7	■	■	MS-EE-10V24	Supply voltage 24 V DC, operating pressure 4 ... 10 bar, electrical connection to EN 175301-803 (plug, type C), without silencer, cover plate
D8	■	■	MS-EE-10V24-S	Supply voltage 24 V DC, operating pressure 4 ... 10 bar, electrical connection to EN 175301-803 (plug, type C), silencer, cover plate
D9	■	■	MS-EE-V24-EX2	Supply voltage 24 V DC, operating pressure 4 ... 14 bar (MS4)/4 ... 18 bar (MS6), electrical connection to EN 175301-803 (plug, type C), without silencer, cover plate, to EU Ex Protection Directive (ATEX)
D10	■	■	MS-EE-V24-S-EX2	Supply voltage 24 V DC, operating pressure 4 ... 10 bar, electrical connection to EN 175301-803 (plug, type C), without silencer, cover plate, to EU Ex Protection Directive (ATEX)
D12	■ ¹⁾	■ ¹⁾	MS-EE-10V24-AD7	Supply voltage 24 V DC, operating pressure 4 ... 10 bar, electrical connection to EN 175301-803 (plug, type C), without silencer, pressure sensor with switching status indicator (M8 plug, threshold value comparator, PNP, N/O)
D13	■ ¹⁾	■ ¹⁾	MS-EE-10V24-S-AD7	Supply voltage 24 V DC, operating pressure 4 ... 10 bar, electrical connection to EN 175301-803 (plug, type C), silencer, pressure sensor with switching status indicator (M8 plug, threshold value comparator, PNP, N/O)

1) Female thread only with G1/4 (MS4) or G1/2 (MS6)

2) Polymer service unit components series MS Basic, female thread only with G1/4 (MS4) or G1/2 (MS6)

Type codes

Overview list – Service unit components MS4/6				
Code	Size		Type	Description
	MS4	MS6		
On/off valve MS-EE, electrically actuated				
D14	■ ¹⁾	■ ¹⁾	MS-EE-10V24P-AD7	Supply voltage 24 V DC, operating pressure 4 ... 10 bar, electrical connection to IEC 61076-2-101 (M12x1 plug, 2-pin), without silencer, pressure sensor with switching status indicator (M8 plug, threshold value comparator, PNP, N/O)
D15	■ ¹⁾	■ ¹⁾	MS-EE-10V24P-S-AD7	Supply voltage 24 V DC, operating pressure 4 ... 10 bar, electrical connection to IEC 61076-2-101 (M12x1 plug, 2-pin), silencer, pressure sensor with switching status indicator (M8 plug, threshold value comparator, PNP, N/O)
D19	■ ¹⁾	■ ¹⁾	MS-EE-10V24P	Supply voltage 24 V DC, operating pressure 4 ... 10 bar, electrical connection to IEC 61076-2-101 (M12x1 plug, 2-pin), without silencer, cover plate
D20	■ ¹⁾	■ ¹⁾	MS-EE-10V24P-S	Supply voltage 24 V DC, operating pressure 4 ... 10 bar, electrical connection to IEC 61076-2-101 (M12x1 plug, 2-pin), silencer, cover plate
Branching module MS-FRM/distributor block MS-FRM-FRZ				
F1	■	■	MS-FRM	Cover plate
F2	■	■	MS-FRM-I	Integrated non-return function, cover plate
F3	■	■	MS-FRM-Y	Pressure switch without display (plug socket, EN 175301, type A, cube), cover plate
F6	■	■	MS-FRM-AD1	Pressure sensor with LCD display (M8 plug, 1 switching output PNP, 3-pin)
F7	■	■	MS-FRM-I-AD1	Integrated non-return function, pressure sensor with LCD display (M8 plug, 1 switching output PNP, 3-pin)
F8	■	■	MS-FRM-M12	Pressure switch without display (plug socket, round, M12, 4-pin), cover plate
F9	■	■	MS-FRM-I-M12	Integrated non-return function, pressure switch without display (plug socket, round, M12, 4-pin), cover plate
F10	■	■	MS-FRM-AD3	Pressure sensor with LCD display (M12 plug, 1 switching output PNP, 4-pin)
F11	■	■	MS-FRM-I-AD3	Integrated non-return function, pressure sensor with LCD display (M12 plug, 1 switching output PNP, 4-pin)
F12	■	■	MS-FRM-AD7	Pressure sensor with switching status indicator (M8 plug, threshold value comparator, PNP, N/O)
F13	■	■	MS-FRM-I-AD7	Integrated non-return function, pressure sensor with switching status indicator (M8 plug, threshold value comparator, PNP, N/O)
F14	■	■	MS-FRM-FRZ	Half grid dimension 20/31 mm
F15	■	■	MS-FRM-AD12	Pressure sensor with LCD display, M8 plug, 4-pin, IO-Link, PNP, NPN, 0 ... 10 V, 1 ... 5 V, 4 ... 20 mA
F16	■	■	MS-FRM-I-AD12	Integrated non-return function, pressure sensor with LCD display, M8 plug, 4-pin, IO-Link, PNP, NPN, 0 ... 10 V, 1 ... 5 V, 4 ... 20 mA
F17	■	■	MS-FRM-AD11	Pressure sensor with LCD display, M12 plug, 4-pin, IO-Link, PNP, NPN, 0 ... 10 V, 1 ... 5 V, 4 ... 20 mA
F18	■	■	MS-FRM-I-AD11	Integrated non-return function, pressure sensor with LCD display, M12 plug, 4-pin, IO-Link, PNP, NPN, 0 ... 10 V, 1 ... 5 V, 4 ... 20 mA
Membrane air dryers MS-LDM1				
G3	■	–	MS-LDM1-P05	Flow cartridge 50 l/min
G4	■	–	MS-LDM1-P10	Flow cartridge 100 l/min
G5	–	■	MS-LDM1-P20	Flow cartridge 200 l/min
G6	–	■	MS-LDM1-P30	Flow cartridge 300 l/min
G7	–	■	MS-LDM1-P40	Flow cartridge 400 l/min
Filters MS-LF				
H1	■	■	MS-LF-ERV	Grade of filtration 40 µm, plastic bowl guard, fully automatic condensate drain
H2	■	■	MS-LF-ERM	Grade of filtration 40 µm, plastic bowl guard, manual condensate drain
H3	■	■	MS-LF-CRM	Grade of filtration 5 µm, plastic bowl guard, manual condensate drain
H4	■	■	MS-LF-CRV	Grade of filtration 5 µm, plastic bowl guard, fully automatic condensate drain
H5	■	■	MS-LF-CUM	Grade of filtration 5 µm, metal bowl, manual condensate drain
H6	■	■	MS-LF-CUV	Grade of filtration 5 µm, metal bowl, fully automatic condensate drain
H7	■	■	MS-LF-EUV	Grade of filtration 40 µm, metal bowl, fully automatic condensate drain
H8	■	■	MS-LF-EUM	Grade of filtration 40 µm, metal bowl, manual condensate drain

1) Female thread only with G1/4 (MS4) or G1/2 (MS6)

Type codes

Overview list – Service unit components MS4/6				
Code	Size		Type	Description
	MS4	MS6		
Fine and micro filter MS-LFM				
I1	■	■	MS-LFM-BRM	Grade of filtration 1 µm, plastic bowl guard, manual condensate drain
I2	–	■	MS-LFM-BRV	Grade of filtration 1 µm, plastic bowl guard, fully automatic condensate drain
I3	■	■	MS-LFM-ARM	Grade of filtration 0.01 µm, plastic bowl guard, manual condensate drain
I4	–	■	MS-LFM-ARV	Grade of filtration 0.01 µm, plastic bowl guard, fully automatic condensate drain
I5	■	■	MS-LFM-ARM-DA	Grade of filtration 0.01 µm, plastic bowl guard, manual condensate drain, optical differential pressure display
I6	–	■	MS-LFM-ARV-DA	Grade of filtration 0.01 µm, plastic bowl guard, fully automatic condensate drain, optical differential pressure display
I7	■	■	MS-LFM-BUV	Grade of filtration 1 µm, metal bowl, fully automatic condensate drain
I8	■	■	MS-LFM-AUV	Grade of filtration 0.01 µm, metal bowl, fully automatic condensate drain
I9	■	■	MS-LFM-BUV-DA	Grade of filtration 1 µm, metal bowl, fully automatic condensate drain, optical differential pressure display
I10	■	■	MS-LFM-BRM-DA	Grade of filtration 1 µm, plastic bowl guard, manual condensate drain, optical differential pressure display
I11	–	■	MS-LFM-BRV-DA	Grade of filtration 1 µm, plastic bowl guard, fully automatic condensate drain, optical differential pressure display
I12	■	■	MS-LFM-AUV-DA	Grade of filtration 0.01 µm, metal bowl, fully automatic condensate drain, optical differential pressure display
I13	■	■	MS-LFM-BRM-DP	Grade of filtration 1 µm, plastic bowl guard, manual condensate drain, filter contamination indicator (M8 plug, PNP, 3-pin)
I14	–	■	MS-LFM-BRV-DP	Grade of filtration 1 µm, plastic bowl guard, fully automatic condensate drain, filter contamination indicator (M8 plug, PNP, 3-pin)
I15	■	■	MS-LFM-ARM-DP	Grade of filtration 0.01 µm, plastic bowl guard, manual condensate drain, filter contamination indicator (M8 plug, PNP, 3-pin)
I16	–	■	MS-LFM-ARV-DP	Grade of filtration 0.01 µm, plastic bowl guard, fully automatic condensate drain, filter contamination indicator (M8 plug, PNP, 3-pin)
I17	■	■	MS-LFM-BUV-DP	Grade of filtration 1 µm, metal bowl, fully automatic condensate drain, filter contamination indicator (M8 plug, PNP, 3-pin)
I18	■	■	MS-LFM-AUV-DP	Grade of filtration 0.01 µm, metal bowl, fully automatic condensate drain, filter contamination indicator (M8 plug, PNP, 3-pin)
I23	–	■	MS-LFM-BUV-HF	Grade of filtration 1 µm, metal bowl, fully automatic condensate drain, high flow rate
I24	–	■	MS-LFM-AUV-HF	Grade of filtration 0.01 µm, metal bowl, fully automatic condensate drain, high flow rate
I25	–	■	MS-LFM-BUV-HF-DA	Grade of filtration 1 µm, metal bowl, fully automatic condensate drain, high flow rate, optical differential pressure display
I26	–	■	MS-LFM-AUV-HF-DA	Grade of filtration 0.01 µm, metal bowl, fully automatic condensate drain, high flow rate, optical differential pressure display
I27	–	■	MS-LFM-BUV-HF-DP	Grade of filtration 1 µm, metal bowl, fully automatic condensate drain, high flow rate, filter contamination indicator (M8 plug, PNP, 3-pin)
I28	–	■	MS-LFM-AUV-HF-DP	Grade of filtration 0.01 µm, metal bowl, fully automatic condensate drain, high flow rate, filter contamination indicator (M8 plug, PNP, 3-pin)
I29	–	■ ¹⁾	MS-LFM-ARV-HP	Grade of filtration 0.01 µm, plastic bowl guard, fully automatic condensate drain, low flow rate suitable for sealing air and purge air
I30	–	■ ¹⁾	MS-LFM-BRV-HP	Grade of filtration 1 µm, plastic bowl guard, fully automatic condensate drain, low flow rate suitable for sealing air and purge air
I31	–	■ ¹⁾	MS-LFM-ARV-HP-DP	Grade of filtration 0.01 µm, plastic bowl guard, fully automatic condensate drain, low flow rate suitable for sealing air and purge air, filter contamination indicator (M8 plug, PNP, 3-pin)
I32	–	■ ¹⁾	MS-LFM-BRV-HP-DP	Grade of filtration 1 µm, plastic bowl guard, fully automatic condensate drain, low flow rate suitable for sealing air and purge air, filter contamination indicator (M8 plug, PNP, 3-pin)

1) Female thread only with G1/2 (MS6)

Type codes

Overview list – Service unit components MS4/6				
Code	Size		Type	Description
	MS4	MS6		
Filter regulator MS-LFR				
J1	■	■	MS-LFR-D7-ERM-AS	Pressure regulation range 0.5 ... 12 bar, grade of filtration 40 µm, plastic bowl guard, manual condensate drain, integrated MS pressure gauge with outer scale in bar and inner scale in psi, standard rotary knob with latch, can be locked with accessories
J2	■	■	MS-LFR-D7-ERV-AS	Pressure regulation range 0.5 ... 12 bar, grade of filtration 40 µm, plastic bowl guard, fully automatic condensate drain, integrated MS pressure gauge with outer scale in bar and inner scale in psi, standard rotary knob with latch, can be locked with accessories
J3	■	■	MS-LFR-D7-CRM-AS	Pressure regulation range 0.5 ... 12 bar, grade of filtration 5 µm, plastic bowl guard, manual condensate drain, integrated MS pressure gauge with outer scale in bar and inner scale in psi, standard rotary knob with latch, can be locked with accessories
J4	■	■	MS-LFR-D7-CRV-AS	Pressure regulation range 0.5 ... 12 bar, grade of filtration 5 µm, plastic bowl guard, fully automatic condensate drain, integrated MS pressure gauge with outer scale in bar and inner scale in psi, standard rotary knob with latch, can be locked with accessories
J5	■	■	MS-LFR-D6-ERM-AS	Pressure regulation range 0.3 ... 7 bar, grade of filtration 40 µm, plastic bowl guard, manual condensate drain, integrated MS pressure gauge with outer scale in bar and inner scale in psi, standard rotary knob with latch, can be locked with accessories
J5B	■ ¹⁾	■ ¹⁾	MS-LFR-D6-EPM-AG-BAR-B	Pressure regulation range 0.3 ... 7 bar, plastic housing, grade of filtration 40 µm, plastic bowl guard, manual condensate drain, integrated MS pressure gauge with outer scale in bar and inner scale in psi, standard rotary knob with latch
J6	■	■	MS-LFR-D6-ERV-AS	Pressure regulation range 0.3 ... 7 bar, grade of filtration 40 µm, plastic bowl guard, fully automatic condensate drain, integrated MS pressure gauge with outer scale in bar and inner scale in psi, standard rotary knob with latch, can be locked with accessories
J6B	■ ¹⁾	■ ¹⁾	MS-LFR-D6-EPVC-AG-BAR-B	Pressure regulation range 0.3 ... 7 bar, plastic housing, grade of filtration 40 µm, plastic bowl guard, fully automatic condensate drain, integrated MS pressure gauge with outer scale in bar and inner scale in psi, standard rotary knob with latch
J7	■	■	MS-LFR-D6-CRM-AS	Pressure regulation range 0.3 ... 7 bar, grade of filtration 5 µm, plastic bowl guard, manual condensate drain, integrated MS pressure gauge with outer scale in bar and inner scale in psi, standard rotary knob with latch, can be locked with accessories
J7B	■ ¹⁾	■ ¹⁾	MS-LFR-D6-CPM-AG-BAR-BS	Pressure regulation range 0.3 ... 7 bar, plastic housing, grade of filtration 5 µm, plastic bowl guard, manual condensate drain, integrated MS pressure gauge with outer scale in bar and inner scale in psi, standard rotary knob with latch
J8	■	■	MS-LFR-D6-CRV-AS	Pressure regulation range 0.3 ... 7 bar, grade of filtration 5 µm, plastic bowl guard, fully automatic condensate drain, integrated MS pressure gauge with outer scale in bar and inner scale in psi, standard rotary knob with latch, can be locked with accessories
J8B	■ ¹⁾	■ ¹⁾	MS-LFR-D6-CPVC-AG-BAR-B	Pressure regulation range 0.3 ... 7 bar, plastic housing, grade of filtration 5 µm, plastic bowl guard, fully automatic condensate drain, integrated MS pressure gauge with outer scale in bar and inner scale in psi, standard rotary knob with latch
J9	■	■	MS-LFR-D7-CUM-AS	Pressure regulation range 0.5 ... 12 bar, grade of filtration 5 µm, metal bowl, manual condensate drain, integrated MS pressure gauge with outer scale in bar and inner scale in psi, standard rotary knob with latch, can be locked with accessories
J10	■	■	MS-LFR-D7-CUV-AS	Pressure regulation range 0.5 ... 12 bar, grade of filtration 5 µm, metal bowl, fully automatic condensate drain, integrated MS pressure gauge with outer scale in bar and inner scale in psi, standard rotary knob with latch, can be locked with accessories
J11	■	■	MS-LFR-D7-EUM-AS	Pressure regulation range 0.5 ... 12 bar, grade of filtration 40 µm, metal bowl, manual condensate drain, integrated MS pressure gauge with outer scale in bar and inner scale in psi, standard rotary knob with latch, can be locked with accessories
J12	■	■	MS-LFR-D7-EUV-AS	Pressure regulation range 0.5 ... 12 bar, grade of filtration 40 µm, metal bowl, fully automatic condensate drain, integrated MS pressure gauge with outer scale in bar and inner scale in psi, standard rotary knob with latch, can be locked with accessories
J13	■	■	MS-LFR-D7-ERM-AD1-AS	Pressure regulation range 0.5 ... 12 bar, grade of filtration 40 µm, plastic bowl guard, manual condensate drain, pressure sensor with LCD display (M8 plug, 1 switching output PNP, 3-pin), standard rotary knob with latch, can be locked with accessories
J14	■	■	MS-LFR-D7-ERV-AD1-AS	Pressure regulation range 0.5 ... 12 bar, grade of filtration 40 µm, plastic bowl guard, fully automatic condensate drain, pressure sensor with LCD display (M8 plug, 1 switching output PNP, 3-pin), standard rotary knob with latch, can be locked with accessories
J15	■	■	MS-LFR-D7-CRM-AD1-AS	Pressure regulation range 0.5 ... 12 bar, grade of filtration 5 µm, plastic bowl guard, manual condensate drain, pressure sensor with LCD display (M8 plug, 1 switching output PNP, 3-pin), standard rotary knob with latch, can be locked with accessories
J16	■	■	MS-LFR-D7-CRV-AD1-AS	Pressure regulation range 0.5 ... 12 bar, grade of filtration 5 µm, plastic bowl guard, fully automatic condensate drain, pressure sensor with LCD display (M8 plug, 1 switching output PNP, 3-pin), standard rotary knob with latch, can be locked with accessories

1) Polymer service unit components series MS Basic, female thread only with G1/4 (MS4) or G1/2 (MS6)

Type codes

Overview list – Service unit components MS4/6				
Code	Size		Type	Description
	MS4	MS6		
Filter regulator MS-LFR				
J17	■	■	MS-LFR-D6-ERM-AD1-AS	Pressure regulation range 0.3 ... 7 bar, grade of filtration 40 µm, plastic bowl guard, manual condensate drain, pressure sensor with LCD display (M8 plug, 1 switching output PNP, 3-pin), standard rotary knob with latch, can be locked with accessories
J18	■	■	MS-LFR-D6-ERV-AD1-AS	Pressure regulation range 0.3 ... 7 bar, grade of filtration 40 µm, plastic bowl guard, fully automatic condensate drain, pressure sensor with LCD display (M8 plug, 1 switching output PNP, 3-pin), standard rotary knob with latch, can be locked with accessories
J19	■	■	MS-LFR-D6-CRM-AD1-AS	Pressure regulation range 0.3 ... 7 bar, grade of filtration 5 µm, plastic bowl guard, manual condensate drain, pressure sensor with LCD display (M8 plug, 1 switching output PNP, 3-pin), standard rotary knob with latch, can be locked with accessories
J20	■	■	MS-LFR-D6-CRV-AD1-AS	Pressure regulation range 0.3 ... 7 bar, grade of filtration 5 µm, plastic bowl guard, fully automatic condensate drain, pressure sensor with LCD display (M8 plug, 1 switching output PNP, 3-pin), standard rotary knob with latch, can be locked with accessories
J21	■	■	MS-LFR-D7-EUM-AD1-AS	Pressure regulation range 0.5 ... 12 bar, grade of filtration 40 µm, metal bowl, manual condensate drain, pressure sensor with LCD display (M8 plug, 1 switching output PNP, 3-pin), standard rotary knob with latch, can be locked with accessories
J22	■	■	MS-LFR-D7-EUV-AD1-AS	Pressure regulation range 0.5 ... 12 bar, grade of filtration 40 µm, metal bowl, fully automatic condensate drain, pressure sensor with LCD display (M8 plug, 1 switching output PNP, 3-pin), standard rotary knob with latch, can be locked with accessories
J23	■	■	MS-LFR-D7-CUM-AD1-AS	Pressure regulation range 0.5 ... 12 bar, grade of filtration 5 µm, metal bowl, manual condensate drain, pressure sensor with LCD display (M8 plug, 1 switching output PNP, 3-pin), standard rotary knob with latch, can be locked with accessories
J24	■	■	MS-LFR-D7-CUV-AD1-AS	Pressure regulation range 0.5 ... 12 bar, grade of filtration 5 µm, metal bowl, fully automatic condensate drain, pressure sensor with LCD display (M8 plug, 1 switching output PNP, 3-pin), standard rotary knob with latch, can be locked with accessories
J35	■	■	MS-LFR-D7-ERM-AD7-AS	Pressure regulation range 0.5 ... 12 bar, grade of filtration 40 µm, plastic bowl guard, manual condensate drain, pressure sensor with switching status indicator (M8 plug, threshold value comparator, PNP, N/O), standard rotary knob with latch, can be locked with accessories
J36	■	■	MS-LFR-D7-ERV-AD7-AS	Pressure regulation range 0.5 ... 12 bar, grade of filtration 40 µm, plastic bowl guard, fully automatic condensate drain, pressure sensor with switching status indicator (M8 plug, threshold value comparator, PNP, N/O), standard rotary knob with latch, can be locked with accessories
J37	■	■	MS-LFR-D7-CRM-AD7-AS	Pressure regulation range 0.5 ... 12 bar, grade of filtration 5 µm, plastic bowl guard, manual condensate drain, pressure sensor with switching status indicator (M8 plug, threshold value comparator, PNP, N/O), standard rotary knob with latch, can be locked with accessories
J38	■	■	MS-LFR-D7-CRV-AD7-AS	Pressure regulation range 0.5 ... 12 bar, grade of filtration 5 µm, plastic bowl guard, fully automatic condensate drain, pressure sensor with switching status indicator (M8 plug, threshold value comparator, PNP, N/O), standard rotary knob with latch, can be locked with accessories
J39	■	■	MS-LFR-D6-ERM-AD7-AS	Pressure regulation range 0.3 ... 7 bar, grade of filtration 40 µm, plastic bowl guard, manual condensate drain, pressure sensor with switching status indicator (M8 plug, threshold value comparator, PNP, N/O), standard rotary knob with latch, can be locked with accessories
J40	■	■	MS-LFR-D6-ERV-AD7-AS	Pressure regulation range 0.3 ... 7 bar, grade of filtration 40 µm, plastic bowl guard, fully automatic condensate drain, pressure sensor with switching status indicator (M8 plug, threshold value comparator, PNP, N/O), standard rotary knob with latch, can be locked with accessories
J41	■	■	MS-LFR-D6-CRM-AD7-AS	Pressure regulation range 0.3 ... 7 bar, grade of filtration 5 µm, plastic bowl guard, manual condensate drain, pressure sensor with switching status indicator (M8 plug, threshold value comparator, PNP, N/O), standard rotary knob with latch, can be locked with accessories
J42	■	■	MS-LFR-D6-CRV-AD7-AS	Pressure regulation range 0.3 ... 7 bar, grade of filtration 5 µm, plastic bowl guard, fully automatic condensate drain, pressure sensor with switching status indicator (M8 plug, threshold value comparator, PNP, N/O), standard rotary knob with latch, can be locked with accessories

Type codes

Overview list – Service unit components MS4/6				
Code	Size		Type	Description
	MS4	MS6		
Filter regulator MS-LFR				
J43	■	■	MS-LFR-D7-EUM-AD7-AS	Pressure regulation range 0.5 ... 12 bar, grade of filtration 40 µm, metal bowl, manual condensate drain, pressure sensor with switching status indicator (M8 plug, threshold value comparator, PNP, N/O), standard rotary knob with latch, can be locked with accessories
J44	■	■	MS-LFR-D7-EUV-AD7-AS	Pressure regulation range 0.5 ... 12 bar, grade of filtration 40 µm, metal bowl, fully automatic condensate drain, pressure sensor with switching status indicator (M8 plug, threshold value comparator, PNP, N/O), standard rotary knob with latch, can be locked with accessories
J45	■	■	MS-LFR-D7-CUM-AD7-AS	Pressure regulation range 0.5 ... 12 bar, grade of filtration 5 µm, metal bowl, manual condensate drain, pressure sensor with switching status indicator (M8 plug, threshold value comparator, PNP, N/O), standard rotary knob with latch, can be locked with accessories
J46	■	■	MS-LFR-D7-CUV-AD7-AS	Pressure regulation range 0.5 ... 12 bar, grade of filtration 5 µm, metal bowl, fully automatic condensate drain, pressure sensor with switching status indicator (M8 plug, threshold value comparator, PNP, N/O), standard rotary knob with latch, can be locked with accessories
J79	■ ¹⁾	■ ¹⁾	MS-LFR-D7-ERM-RG-AS	Pressure regulation range 0.5 ... 12 bar, grade of filtration 40 µm, plastic bowl guard, manual condensate drain, integrated MS pressure gauge with red-green scale, with outer scale in bar and inner scale in psi, standard rotary knob with latch, can be locked with accessories
J80	■ ¹⁾	■ ¹⁾	MS-LFR-D7-ERV-RG-AS	Pressure regulation range 0.5 ... 12 bar, grade of filtration 40 µm, plastic bowl guard, fully automatic condensate drain, integrated MS pressure gauge with red-green scale, with outer scale in bar and inner scale in psi, standard rotary knob with latch, can be locked with accessories
J81	■ ¹⁾	■ ¹⁾	MS-LFR-D7-CRM-RG-AS	Pressure regulation range 0.5 ... 12 bar, grade of filtration 5 µm, plastic bowl guard, manual condensate drain, integrated MS pressure gauge with red-green scale, with outer scale in bar and inner scale in psi, standard rotary knob with latch, can be locked with accessories
J82	■ ¹⁾	■ ¹⁾	MS-LFR-D7-CRV-RG-AS	Pressure regulation range 0.5 ... 12 bar, grade of filtration 5 µm, plastic bowl guard, fully automatic condensate drain, integrated MS pressure gauge with red-green scale, with outer scale in bar and inner scale in psi, standard rotary knob with latch, can be locked with accessories
J83	■ ¹⁾	■ ¹⁾	MS-LFR-D6-ERM-RG-AS	Pressure regulation range 0.3 ... 7 bar, grade of filtration 40 µm, plastic bowl guard, manual condensate drain, integrated MS pressure gauge with red-green scale, with outer scale in bar and inner scale in psi, standard rotary knob with latch, can be locked with accessories
J84	■ ¹⁾	■ ¹⁾	MS-LFR-D6-ERV-RG-AS	Pressure regulation range 0.3 ... 7 bar, grade of filtration 40 µm, plastic bowl guard, fully automatic condensate drain, integrated MS pressure gauge with red-green scale, with outer scale in bar and inner scale in psi, standard rotary knob with latch, can be locked with accessories
J85	■ ¹⁾	■ ¹⁾	MS-LFR-D6-CRM-RG-AS	Pressure regulation range 0.3 ... 7 bar, grade of filtration 5 µm, plastic bowl guard, manual condensate drain, integrated MS pressure gauge with red-green scale, with outer scale in bar and inner scale in psi, standard rotary knob with latch, can be locked with accessories
J86	■ ¹⁾	■ ¹⁾	MS-LFR-D6-CRV-RG-AS	Pressure regulation range 0.3 ... 7 bar, grade of filtration 5 µm, plastic bowl guard, fully automatic condensate drain, integrated MS pressure gauge with red-green scale, with outer scale in bar and inner scale in psi, standard rotary knob with latch, can be locked with accessories
J87	■ ¹⁾	■ ¹⁾	MS-LFR-D7-EUM-RG-AS	Pressure regulation range 0.5 ... 12 bar, grade of filtration 40 µm, metal bowl, manual condensate drain, integrated MS pressure gauge with red-green scale, with outer scale in bar and inner scale in psi, standard rotary knob with latch, can be locked with accessories
J88	■ ¹⁾	■ ¹⁾	MS-LFR-D7-EUV-RG-AS	Pressure regulation range 0.5 ... 12 bar, grade of filtration 40 µm, metal bowl, fully automatic condensate drain, integrated MS pressure gauge with red-green scale, with outer scale in bar and inner scale in psi, standard rotary knob with latch, can be locked with accessories
J89	■ ¹⁾	■ ¹⁾	MS-LFR-D7-CUM-RG-AS	Pressure regulation range 0.5 ... 12 bar, grade of filtration 5 µm, metal bowl, manual condensate drain, integrated MS pressure gauge with red-green scale, with outer scale in bar and inner scale in psi, standard rotary knob with latch, can be locked with accessories
J90	■ ¹⁾	■ ¹⁾	MS-LFR-D7-CUV-RG-AS	Pressure regulation range 0.5 ... 12 bar, grade of filtration 5 µm, metal bowl, fully automatic condensate drain, integrated MS pressure gauge with red-green scale, with outer scale in bar and inner scale in psi, standard rotary knob with latch, can be locked with accessories

1) Female thread only with G1/4 (MS4) or G1/2 (MS6)

Type codes

Overview list – Service unit components MS4/6				
Code	Size		Type	Description
	MS4	MS6		
Filter regulator MS-LFR				
J91	■ ¹⁾	–	MS-LFR-D7-ERM-A8-AS	Pressure regulation range 0.5 ... 12 bar, grade of filtration 40 µm, plastic bowl guard, manual condensate drain, adapter for EN pressure gauge 1/8 (without pressure gauge), standard rotary knob with latch, can be locked with accessories
	–	■ ¹⁾	MS-LFR-D7-ERM-A4-AS	Pressure regulation range 0.5 ... 12 bar, grade of filtration 40 µm, plastic bowl guard, manual condensate drain, adapter for EN pressure gauge 1/4 (without pressure gauge), standard rotary knob with latch, can be locked with accessories
J92	■ ¹⁾	–	MS-LFR-D7-ERV-A8-AS	Pressure regulation range 0.5 ... 12 bar, grade of filtration 40 µm, plastic bowl guard, fully automatic condensate drain, adapter for EN pressure gauge 1/8 (without pressure gauge), standard rotary knob with latch, can be locked with accessories
	–	■ ¹⁾	MS-LFR-D7-ERV-A4-AS	Pressure regulation range 0.5 ... 12 bar, grade of filtration 40 µm, plastic bowl guard, fully automatic condensate drain, adapter for EN pressure gauge 1/4 (without pressure gauge), standard rotary knob with latch, can be locked with accessories
J93	■ ¹⁾	–	MS-LFR-D7-CRM-A8-AS	Pressure regulation range 0.5 ... 12 bar, grade of filtration 5 µm, plastic bowl guard, manual condensate drain, adapter for EN pressure gauge 1/8 (without pressure gauge), standard rotary knob with latch, can be locked with accessories
	–	■ ¹⁾	MS-LFR-D7-CRM-A4-AS	Pressure regulation range 0.5 ... 12 bar, grade of filtration 5 µm, plastic bowl guard, manual condensate drain, adapter for EN pressure gauge 1/4 (without pressure gauge), standard rotary knob with latch, can be locked with accessories
J94	■ ¹⁾	–	MS-LFR-D7-CRV-A8-AS	Pressure regulation range 0.5 ... 12 bar, grade of filtration 5 µm, plastic bowl guard, fully automatic condensate drain, adapter for EN pressure gauge 1/8 (without pressure gauge), standard rotary knob with latch, can be locked with accessories
	–	■ ¹⁾	MS-LFR-D7-CRV-A4-AS	Pressure regulation range 0.5 ... 12 bar, grade of filtration 5 µm, plastic bowl guard, fully automatic condensate drain, adapter for EN pressure gauge 1/4 (without pressure gauge), standard rotary knob with latch, can be locked with accessories
J95	■ ¹⁾	–	MS-LFR-D6-ERM-A8-AS	Pressure regulation range 0.3 ... 7 bar, grade of filtration 40 µm, plastic bowl guard, manual condensate drain, adapter for EN pressure gauge 1/8 (without pressure gauge), standard rotary knob with latch, can be locked with accessories
	–	■ ¹⁾	MS-LFR-D6-ERM-A4-AS	Pressure regulation range 0.3 ... 7 bar, grade of filtration 40 µm, plastic bowl guard, manual condensate drain, adapter for EN pressure gauge 1/4 (without pressure gauge), standard rotary knob with latch, can be locked with accessories
J95B	■ ²⁾	■ ²⁾	MS-LFR-D6-EPM-A8-B	Pressure regulation range 0.3 ... 7 bar, grade of filtration 40 µm, plastic bowl guard, manual condensate drain, adapter for EN pressure gauge 1/8 (without pressure gauge), standard rotary knob with latch, plastic housing
J96	■ ¹⁾	–	MS-LFR-D6-ERV-A8-AS	Pressure regulation range 0.3 ... 7 bar, grade of filtration 40 µm, plastic bowl guard, fully automatic condensate drain, adapter for EN pressure gauge 1/8 (without pressure gauge), standard rotary knob with latch, can be locked with accessories
	–	■ ¹⁾	MS-LFR-D6-ERV-A4-AS	Pressure regulation range 0.3 ... 7 bar, grade of filtration 40 µm, plastic bowl guard, fully automatic condensate drain, adapter for EN pressure gauge 1/4 (without pressure gauge), standard rotary knob with latch, can be locked with accessories
J96B	■ ²⁾	■ ²⁾	MS-LFR-D6-EPVC-A8-B	Pressure regulation range 0.3 ... 7 bar, grade of filtration 40 µm, plastic bowl guard, fully automatic condensate drain, adapter for EN pressure gauge 1/8 (without pressure gauge), standard rotary knob with latch, plastic housing
J97	■ ¹⁾	–	MS-LFR-D6-CRM-A8-AS	Pressure regulation range 0.3 ... 7 bar, grade of filtration 5 µm, plastic bowl guard, manual condensate drain, adapter for EN pressure gauge 1/8 (without pressure gauge), standard rotary knob with latch, can be locked with accessories
	–	■ ¹⁾	MS-LFR-D6-CRM-A4-AS	Pressure regulation range 0.3 ... 7 bar, grade of filtration 5 µm, plastic bowl guard, manual condensate drain, adapter for EN pressure gauge 1/4 (without pressure gauge), standard rotary knob with latch, can be locked with accessories
J97B	■ ²⁾	■ ²⁾	MS-LFR-D6-CPM-A8-B	Pressure regulation range 0.3 ... 7 bar, grade of filtration 5 µm, plastic bowl guard, manual condensate drain, adapter for EN pressure gauge 1/8 (without pressure gauge), standard rotary knob with latch, plastic housing
J98	■ ¹⁾	–	MS-LFR-D6-CRV-A8-AS	Pressure regulation range 0.3 ... 7 bar, grade of filtration 5 µm, plastic bowl guard, fully automatic condensate drain, adapter for EN pressure gauge 1/8 (without pressure gauge), standard rotary knob with latch, can be locked with accessories
	–	■ ¹⁾	MS-LFR-D6-CRV-A4-AS	Pressure regulation range 0.3 ... 7 bar, grade of filtration 5 µm, plastic bowl guard, fully automatic condensate drain, adapter for EN pressure gauge 1/4 (without pressure gauge), standard rotary knob with latch, can be locked with accessories

1) Female thread only with G1/4 (MS4) or G1/2 (MS6)

2) Polymer service unit components series MS Basic, female thread only with G1/4 (MS4) or G1/2 (MS6)

Type codes

Overview list – Service unit components MS4/6				
Code	Size		Type	Description
	MS4	MS6		
Filter regulator MS-LFR				
J98B	■ ²⁾	■ ²⁾	MS-LFR-D6-CPVC-A8-B	Pressure regulation range 0.3 ... 7 bar, grade of filtration 5 µm, plastic bowl guard, fully automatic condensate drain, adapter for EN pressure gauge 1/8 (without pressure gauge), standard rotary knob with latch, plastic housing
J99	■ ¹⁾	–	MS-LFR-D7-EUM-A8-AS	Pressure regulation range 0.5 ... 12 bar, grade of filtration 40 µm, metal bowl, manual condensate drain, adapter for EN pressure gauge 1/8 (without pressure gauge), standard rotary knob with latch, can be locked with accessories
	–	■ ¹⁾	MS-LFR-D7-EUM-A4-AS	Pressure regulation range 0.5 ... 12 bar, grade of filtration 40 µm, metal bowl, manual condensate drain, adapter for EN pressure gauge 1/4 (without pressure gauge), standard rotary knob with latch, can be locked with accessories
J100	■ ¹⁾	–	MS-LFR-D7-EUV-A8-AS	Pressure regulation range 0.5 ... 12 bar, grade of filtration 40 µm, metal bowl, fully automatic condensate drain, adapter for EN pressure gauge 1/8 (without pressure gauge), standard rotary knob with latch, can be locked with accessories
	–	■ ¹⁾	MS-LFR-D7-EUV-A4-AS	Pressure regulation range 0.5 ... 12 bar, grade of filtration 40 µm, metal bowl, fully automatic condensate drain, adapter for EN pressure gauge 1/4 (without pressure gauge), standard rotary knob with latch, can be locked with accessories
J101	■ ¹⁾	–	MS-LFR-D7-CUM-A8-AS	Pressure regulation range 0.5 ... 12 bar, grade of filtration 5 µm, metal bowl, manual condensate drain, adapter for EN pressure gauge 1/8 (without pressure gauge), standard rotary knob with latch, can be locked with accessories
	–	■ ¹⁾	MS-LFR-D7-CUM-A4-AS	Pressure regulation range 0.5 ... 12 bar, grade of filtration 5 µm, metal bowl, manual condensate drain, adapter for EN pressure gauge 1/4 (without pressure gauge), standard rotary knob with latch, can be locked with accessories
J102	■ ¹⁾	–	MS-LFR-D7-CUV-A8-AS	Pressure regulation range 0.5 ... 12 bar, grade of filtration 5 µm, metal bowl, fully automatic condensate drain, adapter for EN pressure gauge 1/8 (without pressure gauge), standard rotary knob with latch, can be locked with accessories
	–	■ ¹⁾	MS-LFR-D7-CUV-A4-AS	Pressure regulation range 0.5 ... 12 bar, grade of filtration 5 µm, metal bowl, fully automatic condensate drain, adapter for EN pressure gauge 1/4 (without pressure gauge), standard rotary knob with latch, can be locked with accessories
J119	■ ¹⁾	■ ¹⁾	MS-LFR-D6-CRV-MPA-AS	Pressure regulation range 0.3 ... 7 bar, grade of filtration 5 µm, plastic bowl guard, fully automatic condensate drain, integrated MS pressure gauge with outer scale in MPa, standard rotary knob with latch, can be locked with accessories
J119B	■ ²⁾	■ ²⁾	MS-LFR-D6-CPVC-AG-MPA-B	Pressure regulation range 0.3 ... 7 bar, grade of filtration 5 µm, plastic bowl guard, fully automatic condensate drain, integrated MS pressure gauge with outer scale in MPa, standard rotary knob with latch, plastic housing
J120	■ ¹⁾	■ ¹⁾	MS-LFR-D6-ERM-MPA-AS	Pressure regulation range 0.3 ... 7 bar, grade of filtration 40 µm, plastic bowl guard, manual condensate drain, integrated MS pressure gauge with outer scale in MPa, standard rotary knob with latch, can be locked with accessories
J120B	■ ²⁾	■ ²⁾	MS-LFR-D6-EPM-AG-MPA-B	Pressure regulation range 0.3 ... 7 bar, grade of filtration 40 µm, plastic bowl guard, manual condensate drain, integrated MS pressure gauge with outer scale in MPa, standard rotary knob with latch, with plastic housing
J121	■ ¹⁾	■ ¹⁾	MS-LFR-D6-ERV-MPA-AS	Pressure regulation range 0.3 ... 7 bar, grade of filtration 40 µm, plastic bowl guard, fully automatic condensate drain, integrated MS pressure gauge with outer scale in MPa, standard rotary knob with latch, can be locked with accessories
J121B	■ ²⁾	■ ²⁾	MS-LFR-D6-EPVC-AG-MPA-B	Pressure regulation range 0.3 ... 7 bar, grade of filtration 40 µm, plastic bowl guard, fully automatic condensate drain, integrated MS pressure gauge with outer scale in MPa, standard rotary knob with latch, plastic housing
J124	■ ¹⁾	■ ¹⁾	MS-LFR-D6-CRM-MPA-AS	Pressure regulation range 0.3 ... 7 bar, grade of filtration 5 µm, plastic bowl guard, manual condensate drain, integrated MS pressure gauge with outer scale in MPa, standard rotary knob with latch, can be locked with accessories
J124B	■ ²⁾	■ ²⁾	MS-LFR-D6-CPM-AG-MPA-B	Pressure regulation range 0.3 ... 7 bar, grade of filtration 5 µm, plastic bowl guard, manual condensate drain, integrated MS pressure gauge with outer scale in MPa, standard rotary knob with latch, with plastic housing
J125	■ ¹⁾	■ ¹⁾	MS-LFR-D7-ERM-AD12-AS	Pressure regulation range 0.5 ... 12 bar, grade of filtration 40 µm, plastic bowl guard, manual condensate drain, pressure sensor with LCD display, M8 plug, 4-pin, IO-Link, PNP, NPN, 0°... 10 V, 1 ... 5 V, 4 ... 20 mA, standard rotary knob with latch, can be locked with accessories
J126	■ ¹⁾	■ ¹⁾	MS-LFR-D7-ERV-AD12-AS	Pressure regulation range 0.5 ... 12 bar, grade of filtration 40 µm, plastic bowl guard, fully automatic condensate drain, pressure sensor with LCD display, M8 plug, 4-pin, IO-Link, PNP, NPN, 0°... 10 V, 1 ... 5 V, 4 ... 20 mA, standard rotary knob with latch, can be locked with accessories

1) Female thread only with G1/4 (MS4) or G1/2 (MS6)

2) Polymer service unit components series MS Basic, female thread only with G1/4 (MS4) or G1/2 (MS6)

Type codes

Overview list – Service unit components MS4/6				
Code	Size		Type	Description
	MS4	MS6		
Filter regulator MS-LFR				
J127	■ ¹⁾	■ ¹⁾	MS-LFR-D7-CRM-AD12-AS	Pressure regulation range 0.5 ... 12 bar, grade of filtration 5 µm, plastic bowl guard, manual condensate drain, pressure sensor with LCD display, M8 plug, 4-pin, IO-Link, PNP, NPN, 0°... 10 V, 1 ... 5 V, 4 ... 20 mA, standard rotary knob with latch, can be locked with accessories
J128	■ ¹⁾	■ ¹⁾	MS-LFR-D7-CRV-AD12-AS	Pressure regulation range 0.5 ... 12 bar, grade of filtration 5 µm, plastic bowl guard, fully automatic condensate drain, pressure sensor with LCD display, M8 plug, 4-pin, IO-Link, PNP, NPN, 0°... 10 V, 1 ... 5 V, 4 ... 20 mA, standard rotary knob with latch, can be locked with accessories
J129	■ ¹⁾	■ ¹⁾	MS-LFR-D6-ERM-AD12-AS	Pressure regulation range 0.3 ... 7 bar, grade of filtration 40 µm, plastic bowl guard, manual condensate drain, pressure sensor with LCD display, M8 plug, 4-pin, IO-Link, PNP, NPN, 0°... 10 V, 1 ... 5 V, 4 ... 20 mA, standard rotary knob with latch, can be locked with accessories
J130	■ ¹⁾	■ ¹⁾	MS-LFR-D6-ERV-AD12-AS	Pressure regulation range 0.3 ... 7 bar, grade of filtration 40 µm, plastic bowl guard, fully automatic condensate drain, pressure sensor with LCD display, M8 plug, 4-pin, IO-Link, PNP, NPN, 0°... 10 V, 1 ... 5 V, 4 ... 20 mA, standard rotary knob with latch, can be locked with accessories
J131	■ ¹⁾	■ ¹⁾	MS-LFR-D6-CRM-AD12-AS	Pressure regulation range 0.3 ... 7 bar, grade of filtration 5 µm, plastic bowl guard, manual condensate drain, pressure sensor with LCD display, M8 plug, 4-pin, IO-Link, PNP, NPN, 0°... 10 V, 1 ... 5 V, 4 ... 20 mA, standard rotary knob with latch, can be locked with accessories
J132	■ ¹⁾	■ ¹⁾	MS-LFR-D6-CRV-AD12-AS	Pressure regulation range 0.3 ... 7 bar, grade of filtration 5 µm, plastic bowl guard, fully automatic condensate drain, pressure sensor with LCD display, M8 plug, 4-pin, IO-Link, PNP, NPN, 0°... 10 V, 1 ... 5 V, 4 ... 20 mA, standard rotary knob with latch, can be locked with accessories
J133	■ ¹⁾	■ ¹⁾	MS-LFR-D7-EUM-AD12-AS	Pressure regulation range 0.5 ... 12 bar, grade of filtration 40 µm, metal bowl, manual condensate drain, pressure sensor with LCD display, M8 plug, 4-pin, IO-Link, PNP, NPN, 0°... 10 V, 1 ... 5 V, 4 ... 20 mA, standard rotary knob with latch, can be locked with accessories
J134	■ ¹⁾	■ ¹⁾	MS-LFR-D7-EUV-AD12-AS	Pressure regulation range 0.5 ... 12 bar, grade of filtration 40 µm, metal bowl, fully automatic condensate drain, pressure sensor with LCD display, M8 plug, 4-pin, IO-Link, PNP, NPN, 0°... 10 V, 1 ... 5 V, 4 ... 20 mA, standard rotary knob with latch, can be locked with accessories
J135	■ ¹⁾	■ ¹⁾	MS-LFR-D7-CUM-AD12-AS	Pressure regulation range 0.5 ... 12 bar, grade of filtration 5 µm, metal bowl, manual condensate drain, pressure sensor with LCD display, M8 plug, 4-pin, IO-Link, PNP, NPN, 0°... 10 V, 1 ... 5 V, 4 ... 20 mA, standard rotary knob with latch, can be locked with accessories
J136	■ ¹⁾	■ ¹⁾	MS-LFR-D7-CUV-AD12-AS	Pressure regulation range 0.5 ... 12 bar, grade of filtration 5 µm, metal bowl, fully automatic condensate drain, pressure sensor with LCD display, M8 plug, 4-pin, IO-Link, PNP, NPN, 0°... 10 V, 1 ... 5 V, 4 ... 20 mA, standard rotary knob with latch, can be locked with accessories
Activated carbon filters MS-LFX				
L1	■	■	MS-LFX-R	Plastic bowl guard
L2	■	■	MS-LFX-U	Metal bowl
L3	–	■	MS-LFX-U-HF	Metal bowl, high flow rate
L4	–	■ ²⁾	MS-LFX-R-HP	Plastic bowl guard, low flow rate suitable for sealing air and cleaning air
Lubricators MS-LOE				
M1	■	■	MS-LOE-R	Plastic bowl guard
M2	■	■	MS-LOE-U	Metal bowl
Pressure regulator MS-LR				
N1	■	■	MS-LR-D5-AS	Pressure regulation range 0.3 ... 4 bar, integrated MS pressure gauge with outer scale in bar and inner scale in psi, standard rotary knob with latch, can be locked with accessories
N2	■	■	MS-LR-D6-AS	Pressure regulation range 0.3 ... 7 bar, integrated MS pressure gauge with outer scale in bar and inner scale in psi, standard rotary knob with latch, can be locked with accessories
N2B	■ ³⁾	■ ³⁾	MS-LR-D6-AG-BAR-B	Pressure regulation range 0.3 ... 7 bar, integrated MS pressure gauge with outer scale in bar and inner scale in psi, standard rotary knob with latch, plastic housing
N3	■	■	MS-LR-D7-AS	Pressure regulation range 0.5 ... 12 bar, integrated MS pressure gauge with outer scale in bar and inner scale in psi, standard rotary knob with latch, can be locked with accessories
N4	■	■	MS-LR-D5-AD1-AS	Pressure regulation range 0.3 ... 4 bar, pressure sensor with LCD display (M8 plug, 1 switching output PNP, 3-pin), standard rotary knob with latch, can be locked with accessories
N5	■	■	MS-LR-D6-AD1-AS	Pressure regulation range 0.3 ... 7 bar, pressure sensor with LCD display (M8 plug, 1 switching output PNP, 3-pin), standard rotary knob with latch, can be locked with accessories
N6	■	■	MS-LR-D7-AD1-AS	Pressure regulation range 0.5 ... 12 bar, pressure sensor with LCD display (M8 plug, 1 switching output PNP, 3-pin), standard rotary knob with latch, can be locked with accessories

1) Female thread only with G1/4 (MS4) or G1/2 (MS6)

2) Female thread only with G1/2 (MS6)

3) Polymer service unit components series MS Basic, female thread only with G1/4 (MS4) or G1/2 (MS6)

Type codes

Overview list – Service unit components MS4/6				
Code	Size		Type	Description
	MS4	MS6		
Pressure regulator MS-LR				
N7	■	■	MS-LR-D5-KD-AS	Pressure regulation range 0.3 ... 4 bar, integrated MS pressure gauge with outer scale in bar and inner scale in psi, rotary knob underneath, standard rotary knob with latch, can be locked with accessories
N8	■	■	MS-LR-D6-KD-AS	Pressure regulation range 0.3 ... 7 bar, integrated MS pressure gauge with outer scale in bar and inner scale in psi, rotary knob underneath, standard rotary knob with latch, can be locked with accessories
N9	■	■	MS-LR-D7-KD-AS	Pressure regulation range 0.5 ... 12 bar, integrated MS pressure gauge with outer scale in bar and inner scale in psi, rotary knob underneath, standard rotary knob with latch, can be locked with accessories
N10	■	■	MS-LR-D5-AD1-KD-AS	Pressure regulation range 0.3 ... 4 bar, pressure sensor with LCD display (M8 plug, 1 switching output PNP, 3-pin), rotary knob underneath, standard rotary knob with latch, can be locked with accessories
N11	■	■	MS-LR-D6-AD1-KD-AS	Pressure regulation range 0.3 ... 7 bar, pressure sensor with LCD display (M8 plug, 1 switching output PNP, 3-pin), rotary knob underneath, standard rotary knob with latch, can be locked with accessories
N12	■	■	MS-LR-D7-AD1-KD-AS	Pressure regulation range 0.5 ... 12 bar, pressure sensor with LCD display (M8 plug, 1 switching output PNP, 3-pin), rotary knob underneath, standard rotary knob with latch, can be locked with accessories
N19	■	■	MS-LR-D5-AD7-AS	Pressure regulation range 0.3 ... 4 bar, pressure sensor with switching status indicator (M8 plug, threshold value comparator, PNP, N/O), standard rotary knob with latch, can be locked with accessories
N20	■	■	MS-LR-D6-AD7-AS	Pressure regulation range 0.3 ... 7 bar, pressure sensor with switching status indicator (M8 plug, threshold value comparator, PNP, N/O), standard rotary knob with latch, can be locked with accessories
N22	■	■	MS-LR-D5-AD7-KD-AS	Pressure regulation range 0.3 ... 4 bar, pressure sensor with switching status indicator (M8 plug, threshold value comparator, PNP, N/O), rotary knob underneath, standard rotary knob with latch, can be locked with accessories
N23	■	■	MS-LR-D6-AD7-KD-AS	Pressure regulation range 0.3 ... 7 bar, pressure sensor with switching status indicator (M8 plug, threshold value comparator, PNP, N/O), rotary knob underneath, standard rotary knob with latch, can be locked with accessories
N24	■	■	MS-LR-D7-AD7-KD-AS	Pressure regulation range 0.5 ... 12 bar, pressure sensor with switching status indicator (M8 plug, threshold value comparator, PNP, N/O), rotary knob underneath, standard rotary knob with latch, can be locked with accessories
N28	–	■	MS-LR-D5-VS-DM2	Pressure regulation range 0.3 ... 4 bar, cover plate, knob pressure gauge with large rotary knob
N29	–	■	MS-LR-D6-VS-DM2	Pressure regulation range 0.3 ... 7 bar, cover plate, knob pressure gauge with large rotary knob
N30	–	■	MS-LR-D7-VS-DM2	Pressure regulation range 0.5 ... 12 bar, cover plate, knob pressure gauge with large rotary knob
N31	■	–	MS-LR-D5-VS-DM1	Pressure regulation range 0.3 ... 4 bar, cover plate, pressure gauge with small rotary knob
N32	■	–	MS-LR-D6-VS-DM1	Pressure regulation range 0.3 ... 7 bar, cover plate, pressure gauge with small rotary knob
N33	■	–	MS-LR-D7-VS-DM1	Pressure regulation range 0.5 ... 12 bar, cover plate, pressure gauge with small rotary knob
N47	■ ¹⁾	■ ¹⁾	MS-LR-D5-RG-AS	Pressure regulation range 0.3 ... 4 bar, integrated MS pressure gauge with red-green scale, with outer scale in bar and inner scale in psi, standard rotary knob with latch, can be locked with accessories
N48	■ ¹⁾	■ ¹⁾	MS-LR-D6-RG-AS	Pressure regulation range 0.3 ... 7 bar, integrated MS pressure gauge with red-green scale, with outer scale in bar and inner scale in psi, standard rotary knob with latch, can be locked with accessories
N49	■ ¹⁾	■ ¹⁾	MS-LR-D7-RG-AS	Pressure regulation range 0.5 ... 12 bar, integrated MS pressure gauge with red-green scale, with outer scale in bar and inner scale in psi, standard rotary knob with latch, can be locked with accessories
N50	■ ¹⁾	–	MS-LR-D5-A8-AS	Pressure regulation range 0.3 ... 4 bar, adapter for EN pressure gauge 1/8 (without pressure gauge), standard rotary knob with latch, can be locked with accessories
	–	■ ¹⁾	MS-LR-D5-A4-AS	Pressure regulation range 0.3 ... 4 bar, adapter for EN pressure gauge 1/4 (without pressure gauge), standard rotary knob with latch, can be locked with accessories
N51	■ ¹⁾	–	MS-LR-D6-A8-AS	Pressure regulation range 0.3 ... 7 bar, adapter for EN pressure gauge 1/8 (without pressure gauge), standard rotary knob with latch, can be locked with accessories
	–	■ ¹⁾	MS-LR-D6-A4-AS	Pressure regulation range 0.3 ... 7 bar, adapter for EN pressure gauge 1/4 (without pressure gauge), standard rotary knob with latch, can be locked with accessories
N51B	■ ²⁾	■ ²⁾	MS-LR-D6-A8-B	Pressure regulation range 0.3 ... 7 bar, adapter for EN pressure gauge 1/8 (without pressure gauge), standard rotary knob with latch, plastic housing
N52	■ ¹⁾	–	MS-LR-D7-A8-AS	Pressure regulation range 0.5 ... 12 bar, adapter for EN pressure gauge 1/8 (without pressure gauge), standard rotary knob with latch, can be locked with accessories
	–	■ ¹⁾	MS-LR-D7-A4-AS	Pressure regulation range 0.5 ... 12 bar, adapter for EN pressure gauge 1/4 (without pressure gauge), standard rotary knob with latch, can be locked with accessories
N59	■ ¹⁾	■ ¹⁾	MS-LR-D5-MPA-AS	Pressure regulation range 0.3 ... 4 bar, integrated MS pressure gauge with outer scale in MPa, standard rotary knob with latch, can be locked with accessories
N60	■ ¹⁾	■ ¹⁾	MS-LR-D6-MPA-AS	Pressure regulation range 0.3 ... 7 bar, integrated MS pressure gauge with outer scale in MPa, standard rotary knob with latch, can be locked with accessories
N60B	■ ²⁾	■ ²⁾	MS-LR-D6-AG-MPA-B	Pressure regulation range 0.3 ... 7 bar, integrated MS pressure gauge with outer scale in MPa, standard rotary knob with latch, plastic housing
N61	■ ¹⁾	■ ¹⁾	MS-LR-D5-AD12-AS	Pressure regulation range 0.3 ... 4 bar, pressure sensor with LCD display, M8 plug, 4-pin, IO-Link, PNP, NPN, 0 ... 10 V, 1 ... 5 V, 4 ... 20 mA, standard rotary knob with latch, can be locked with accessories
N62	■ ¹⁾	■ ¹⁾	MS-LR-D6-AD12-AS	Pressure regulation range 0.3 ... 7 bar, pressure sensor with LCD display, M8 plug, 4-pin, IO-Link, PNP, NPN, 0 ... 10 V, 1 ... 5 V, 4 ... 20 mA, standard rotary knob with latch, can be locked with accessories

1) Female thread only with G1/4 (MS4) or G1/2 (MS6)

2) Polymer service unit components series MS Basic, female thread only with G1/4 (MS4) or G1/2 (MS6)

Type codes

Pressure regulator MS-LR				
Code	Size		Type	Description
	MS4	MS6		
Pressure regulator MS-LR				
N63	■ ¹⁾	■ ¹⁾	MS-LR-D7-AD12-AS	Pressure regulation range 0.3 ... 12 bar, pressure sensor with LCD display, M8 plug, 4-pin, IO-Link, PNP, NPN, 0 ... 10 V, 1 ... 5 V, 4 ... 20 mA, standard rotary knob with latch, can be locked with accessories
N64	■ ¹⁾	■ ¹⁾	MS-LR-D5-AD12-KD-AS	Pressure regulation range 0.3 ... 4 bar, pressure sensor with LCD display, M8 plug, 4-pin, IO-Link, PNP, NPN, 0 ... 10 V, 1 ... 5 V, 4 ... 20 mA, integrated MS pressure gauge with outer scale in bar and inner scale in psi, rotary knob underneath, standard rotary knob with latch, can be locked with accessories
N65	■ ¹⁾	■ ¹⁾	MS-LR-D6-AD12-KD-AS	Pressure regulation range 0.3 ... 7 bar, pressure sensor with LCD display, M8 plug, 4-pin, IO-Link, PNP, NPN, 0 ... 10 V, 1 ... 5 V, 4 ... 20 mA, integrated MS pressure gauge with outer scale in bar and inner scale in psi, rotary knob underneath, standard rotary knob with latch, can be locked with accessories
N66	■ ¹⁾	■ ¹⁾	MS-LR-D7-AD12-KD-AS	Pressure regulation range 0.3 ... 12 bar, pressure sensor with LCD display, M8 plug, 4-pin, IO-Link, PNP, NPN, 0 ... 10 V, 1 ... 5 V, 4 ... 20 mA, integrated MS pressure gauge with outer scale in bar and inner scale in psi, rotary knob underneath, standard rotary knob with latch, can be locked with accessories
Pressure regulator MS-LRB				
O1	■ ¹⁾	■ ¹⁾	MS-LRB-D5-AS	Pressure regulation range 0.3 ... 4 bar, integrated MS pressure gauge with outer scale in bar and inner scale in psi, standard rotary knob with latch, can be locked with accessories, pressure output rear/front without angled outlet block
O2	■ ¹⁾	■ ¹⁾	MS-LRB-D6-AS	Pressure regulation range 0.3 ... 7 bar, integrated MS pressure gauge with outer scale in bar and inner scale in psi, standard rotary knob with latch, can be locked with accessories, pressure output rear/front without angled outlet block
O3	■ ¹⁾	■ ¹⁾	MS-LRB-D7-AS	Pressure regulation range 0.5 ... 12 bar, integrated MS pressure gauge with outer scale in bar and inner scale in psi, standard rotary knob with latch, can be locked with accessories, pressure output rear/front without angled outlet block
O4	■ ¹⁾	■ ¹⁾	MS-LRB-D5-AS-BD	Pressure regulation range 0.3 ... 4 bar, integrated MS pressure gauge with outer scale in bar and inner scale in psi, standard rotary knob with latch, can be locked with accessories, pressure output rear/front with angled outlet block QS-8
O5	■ ¹⁾	■ ¹⁾	MS-LRB-D6-AS-BD	Pressure regulation range 0.3 ... 7 bar, integrated MS pressure gauge with outer scale in bar and inner scale in psi, standard rotary knob with latch, can be locked with accessories, pressure output rear/front with angled outlet block QS-8
O6	■ ¹⁾	■ ¹⁾	MS-LRB-D7-AS-BD	Pressure regulation range 0.5 ... 12 bar, integrated MS pressure gauge with outer scale in bar and inner scale in psi, standard rotary knob with latch, can be locked with accessories, pressure output rear/front with angled outlet block QS-8
O7	■ ¹⁾	–	MS-LRB-D5-A8-AS	Pressure regulation range 0.3 ... 4 bar, adapter for EN pressure gauge 1/8 (without pressure gauge), standard rotary knob with latch, can be locked with accessories, pressure output rear/front without angled outlet block
	–	■ ¹⁾	MS-LRB-D5-A4-AS	Pressure regulation range 0.3 ... 4 bar, adapter for EN pressure gauge 1/4 (without pressure gauge), standard rotary knob with latch, can be locked with accessories, pressure output rear/front without angled outlet block
O8	■ ¹⁾	–	MS-LRB-D6-A8-AS	Pressure regulation range 0.3 ... 7 bar, adapter for EN pressure gauge 1/8 (without pressure gauge), standard rotary knob with latch, can be locked with accessories, pressure output rear/front without angled outlet block
	–	■ ¹⁾	MS-LRB-D6-A4-AS	Pressure regulation range 0.3 ... 7 bar, adapter for EN pressure gauge 1/4 (without pressure gauge), standard rotary knob with latch, can be locked with accessories, pressure output rear/front without angled outlet block
O9	■ ¹⁾	–	MS-LRB-D7-A8-AS	Pressure regulation range 0.5 ... 12 bar, adapter for EN pressure gauge 1/8 (without pressure gauge), standard rotary knob with latch, can be locked with accessories, pressure output rear/front without angled outlet block
	–	■ ¹⁾	MS-LRB-D7-A4-AS	Pressure regulation range 0.5 ... 12 bar, adapter for EN pressure gauge 1/4 (without pressure gauge), standard rotary knob with latch, can be locked with accessories, pressure output rear/front without angled outlet block
O10	■ ¹⁾	■ ¹⁾	MS-LRB-D5-AD1-AS	Pressure regulation range 0.3 ... 4 bar, pressure sensor with LCD display (M8 plug, 1 switching output PNP, 3-pin), standard rotary knob with latch, can be locked with accessories, pressure output rear/front without angled outlet block

1) Female thread only with G1/4 (MS4) or G1/2 (MS6)

Type codes

Overview list – Service unit components MS4/6				
Code	Size		Type	Description
	MS4	MS6		
Pressure regulator MS-LRB				
O11	■ ¹⁾	■ ¹⁾	MS-LRB-D6-AD1-AS	Pressure regulation range 0.3 ... 7 bar, pressure sensor with LCD display (M8 plug, 1 switching output PNP, 3-pin), standard rotary knob with latch, can be locked with accessories, pressure output rear/front without angled outlet block
O12	■ ¹⁾	■ ¹⁾	MS-LRB-D7-AD1-AS	Pressure regulation range 0.5 ... 12 bar, pressure sensor with LCD display (M8 plug, 1 switching output PNP, 3-pin), standard rotary knob with latch, can be locked with accessories, pressure output rear/front without angled outlet block
O13	■ ¹⁾	■ ¹⁾	MS-LRB-D5-AD1-AS-BD	Pressure regulation range 0.3 ... 4 bar, pressure sensor with LCD display (M8 plug, 1 switching output PNP, 3-pin), standard rotary knob with latch, can be locked with accessories, pressure output rear/front with angled outlet block QS-8
O14	■ ¹⁾	■ ¹⁾	MS-LRB-D6-AD1-AS-BD	Pressure regulation range 0.3 ... 7 bar, pressure sensor with LCD display (M8 plug, 1 switching output PNP, 3-pin), standard rotary knob with latch, can be locked with accessories, pressure output rear/front with angled outlet block QS-8
O15	■ ¹⁾	■ ¹⁾	MS-LRB-D7-AD1-AS-BD	Pressure regulation range 0.5 ... 12 bar, pressure sensor with LCD display (M8 plug, 1 switching output PNP, 3-pin), standard rotary knob with latch, can be locked with accessories, pressure output rear/front with angled outlet block QS-8
O16	■ ¹⁾	■ ¹⁾	MS-LRB-D5-VS-KD-AS	Pressure regulation range 0.3 ... 4 bar, cover plate, rotary knob underneath, standard rotary knob with latch, can be locked with accessories, pressure output rear/front without angled outlet block
O17	■ ¹⁾	■ ¹⁾	MS-LRB-D6-VS-KD-AS	Pressure regulation range 0.3 ... 7 bar, cover plate, rotary knob underneath, standard rotary knob with latch, can be locked with accessories, pressure output rear/front without angled outlet block
O18	■ ¹⁾	■ ¹⁾	MS-LRB-D7-VS-KD-AS	Pressure regulation range 0.5 ... 12 bar, cover plate, rotary knob underneath, standard rotary knob with latch, can be locked with accessories, pressure output rear/front without angled outlet block
O19	■ ¹⁾	■ ¹⁾	MS-LRB-D5-KD-AS-BD	Pressure regulation range 0.3 ... 4 bar, integrated MS pressure gauge with outer scale in bar and inner scale in psi, standard rotary knob with latch, can be locked with accessories, pressure output rear/front with angled outlet block QS-8
O20	■ ¹⁾	■ ¹⁾	MS-LRB-D6-KD-AS-BD	Pressure regulation range 0.3 ... 7 bar, integrated MS pressure gauge with outer scale in bar and inner scale in psi, standard rotary knob with latch, can be locked with accessories, pressure output rear/front with angled outlet block QS-8
O21	■ ¹⁾	■ ¹⁾	MS-LRB-D7-KD-AS-BD	Pressure regulation range 0.5 ... 12 bar, integrated MS pressure gauge with outer scale in bar and inner scale in psi, standard rotary knob with latch, can be locked with accessories, pressure output rear/front with angled outlet block QS-8
O22	■ ¹⁾	■ ¹⁾	MS-LRB-D5-AD7-AS	Pressure regulation range 0.3 ... 4 bar, pressure sensor with switching status indicator (M8 plug, threshold value comparator, PNP, N/O), standard rotary knob with latch, can be locked with accessories, pressure output rear/front without angled outlet block
O23	■ ¹⁾	■ ¹⁾	MS-LRB-D6-AD7-AS	Pressure regulation range 0.3 ... 7 bar, pressure sensor with switching status indicator (M8 plug, threshold value comparator, PNP, N/O), standard rotary knob with latch, can be locked with accessories, pressure output rear/front without angled outlet block
O24	■ ¹⁾	■ ¹⁾	MS-LRB-D7-AD7-AS	Pressure regulation range 0.5 ... 12 bar, pressure sensor with switching status indicator (M8 plug, threshold value comparator, PNP, N/O), standard rotary knob with latch, can be locked with accessories, pressure output rear/front without angled outlet block
O25	■ ¹⁾	■ ¹⁾	MS-LRB-D5-AD7-AS-BD	Pressure regulation range 0.3 ... 4 bar, pressure sensor with switching status indicator (M8 plug, threshold value comparator, PNP, N/O), standard rotary knob with latch, can be locked with accessories, pressure output rear/front with angled outlet block QS-8
O26	■ ¹⁾	■ ¹⁾	MS-LRB-D6-AD7-AS-BD	Pressure regulation range 0.3 ... 7 bar, pressure sensor with switching status indicator (M8 plug, threshold value comparator, PNP, N/O), standard rotary knob with latch, can be locked with accessories, pressure output rear/front with angled outlet block QS-8
O27	■ ¹⁾	■ ¹⁾	MS-LRB-D7-AD7-AS-BD	Pressure regulation range 0.5 ... 12 bar, pressure sensor with switching status indicator (M8 plug, threshold value comparator, PNP, N/O), standard rotary knob with latch, can be locked with accessories, pressure output rear/front with angled outlet block QS-8
O28	–	■ ¹⁾	MS-LRB-D5-VS-DM2	Pressure regulation range 0.3 ... 4 bar, cover plate, large rotary knob pressure gauge, pressure output rear/front without angled outlet block
O29	–	■ ¹⁾	MS-LRB-D6-VS-DM2	Pressure regulation range 0.3 ... 7 bar, cover plate, large rotary knob pressure gauge, pressure output rear/front without angled outlet block
O30	–	■ ¹⁾	MS-LRB-D7-VS-DM2	Pressure regulation range 0.5 ... 12 bar, cover plate, large rotary knob pressure gauge, pressure output rear/front without angled outlet block
O31	■ ¹⁾	–	MS-LRB-D5-VS-DM1	Pressure regulation range 0.3 ... 4 bar, cover plate, large rotary knob pressure gauge, pressure output rear/front without angled outlet block
O32	■ ¹⁾	–	MS-LRB-D6-VS-DM1	Pressure regulation range 0.3 ... 7 bar, cover plate, large rotary knob pressure gauge, pressure output rear/front without angled outlet block
O33	■ ¹⁾	–	MS-LRB-D7-VS-DM1	Pressure regulation range 0.5 ... 12 bar, cover plate, large rotary knob pressure gauge, pressure output rear/front without angled outlet block

1) Female thread only with G1/4 (MS4) or G1/2 (MS6)

Type codes

Overview list – Service unit components MS4/6				
Code	Size		Type	Description
	MS4	MS6		
Pressure regulator MS-LRB				
O34	■ ¹⁾	■ ¹⁾	MS-LRB-D5-RG-AS	Pressure regulation range 0.3 ... 4 bar, integrated MS pressure gauge with red-green scale, with outer scale in bar and inner scale in psi, standard rotary knob with latch, can be locked with accessories, pressure output rear/front without angled outlet block
O35	■ ¹⁾	■ ¹⁾	MS-LRB-D6-RG-AS	Pressure regulation range 0.3 ... 7 bar, integrated MS pressure gauge with red-green scale, with outer scale in bar and inner scale in psi, standard rotary knob with latch, can be locked with accessories, pressure output rear/front without angled outlet block
O36	■ ¹⁾	■ ¹⁾	MS-LRB-D7-RG-AS	Pressure regulation range 0.5 ... 12 bar, integrated MS pressure gauge with red-green scale, with outer scale in bar and inner scale in psi, standard rotary knob with latch, can be locked with accessories, pressure output rear/front without angled outlet block
O37	■ ¹⁾	■ ¹⁾	MS-LRB-D5-RG-AS-BD	Pressure regulation range 0.3 ... 4 bar, integrated MS pressure gauge with red-green scale, with outer scale in bar and inner scale in psi, standard rotary knob with latch, can be locked with accessories, pressure output rear/front with angled outlet block QS-8
O38	■ ¹⁾	■ ¹⁾	MS-LRB-D6-RG-AS-BD	Pressure regulation range 0.3 ... 7 bar, integrated MS pressure gauge with red-green scale, with outer scale in bar and inner scale in psi, standard rotary knob with latch, can be locked with accessories, pressure output rear/front with angled outlet block QS-8
O39	■ ¹⁾	■ ¹⁾	MS-LRB-D7-RG-AS-BD	Pressure regulation range 0.5 ... 12 bar, integrated MS pressure gauge with red-green scale, with outer scale in bar and inner scale in psi, standard rotary knob with latch, can be locked with accessories, pressure output rear/front with angled outlet block QS-8
O40	■ ¹⁾	■ ¹⁾	MS-LRB-D5-MPA-AS	Pressure regulation range 0.3 ... 4 bar, integrated MS pressure gauge with outer scale in MPa, standard rotary knob with latch, can be locked with accessories, pressure output rear/front without angled outlet block
O41	■ ¹⁾	■ ¹⁾	MS-LRB-D6-MPA-AS	Pressure regulation range 0.3 ... 7 bar, integrated MS pressure gauge with outer scale in MPa, standard rotary knob with latch, can be locked with accessories, pressure output rear/front without angled outlet block
O42	■ ¹⁾	■ ¹⁾	MS-LRB-D5-AD12-AS	Pressure regulation range 0.3 ... 4 bar, pressure sensor with LCD display, M8 plug, 4-pin, IO-Link, PNP, NPN, 0 ... 10 V, 1 ... 5 V, 4 ... 20 mA, standard rotary knob with latch, can be locked with accessories, pressure output rear/front without angled outlet block
O43	■ ¹⁾	■ ¹⁾	MS-LRB-D6-AD12-AS	Pressure regulation range 0.3 ... 7 bar, pressure sensor with LCD display, M8 plug, 4-pin, IO-Link, PNP, NPN, 0 ... 10 V, 1 ... 5 V, 4 ... 20 mA, standard rotary knob with latch, can be locked with accessories, pressure output rear/front without angled outlet block
O44	■ ¹⁾	■ ¹⁾	MS-LRB-D7-AD12-AS	Pressure regulation range 0.3 ... 12 bar, pressure sensor with LCD display, M8 plug, 4-pin, IO-Link, PNP, NPN, 0 ... 10 V, 1 ... 5 V, 4 ... 20 mA, standard rotary knob with latch, can be locked with accessories, pressure output rear/front without angled outlet block
O46	■ ¹⁾	■ ¹⁾	MS-LRB-D5-AD12-AS-BD	Pressure regulation range 0.3 ... 4 bar, pressure sensor with LCD display, M8 plug, 4-pin, IO-Link, PNP, NPN, 0 ... 10 V, 1 ... 5 V, 4 ... 20 mA, standard rotary knob with latch, can be locked with accessories, pressure output rear/front with angled outlet block QS-8
O47	■ ¹⁾	■ ¹⁾	MS-LRB-D6-AD12-AS-BD	Pressure regulation range 0.3 ... 7 bar, pressure sensor with LCD display, M8 plug, 4-pin, IO-Link, PNP, NPN, 0 ... 10 V, 1 ... 5 V, 4 ... 20 mA, standard rotary knob with latch, can be locked with accessories, pressure output rear/front with angled outlet block QS-8
O48	■ ¹⁾	■ ¹⁾	MS-LRB-D7-AD12-AS-BD	Pressure regulation range 0.3 ... 12 bar, pressure sensor with LCD display, M8 plug, 4-pin, IO-Link, PNP, NPN, 0 ... 10 V, 1 ... 5 V, 4 ... 20 mA, standard rotary knob with latch, can be locked with accessories, pressure output rear/front with angled outlet block QS-8
Precision pressure regulator MS-LRP				
P1	–	■	MS-LRP-D2-A8	Pressure regulation range 0.05 ... 0.7 bar, adapter for EN pressure gauge 1/8 (without pressure gauge), standard rotary knob with latch
P2	–	■	MS-LRP-D4-A8	Pressure regulation range 0.05 ... 2.5 bar, adapter for EN pressure gauge 1/8 (without pressure gauge), standard rotary knob with latch
P3	–	■	MS-LRP-D5-A8	Pressure regulation range 0.1 ... 4 bar, adapter for EN pressure gauge 1/8 (without pressure gauge), standard rotary knob with latch
P4	–	■	MS-LRP-D7-A8	Pressure regulation range 0.1 ... 12 bar, adapter for EN pressure gauge 1/8 (without pressure gauge), standard rotary knob with latch

1) Female thread only with G1/4 (MS4) or G1/2 (MS6)

Type codes

Overview list – Service unit components MS4/6				
Code	Size		Type	Description
	MS4	MS6		
Electric pressure regulator MS-LRE (not with EU EX2/EX4 certification)				
R1	–	■ ¹⁾	MS-LRPB-D2-A8	Pressure regulation range 0.05 ... 0.7 bar, adapter for EN pressure gauge 1/8 (without pressure gauge), standard rotary knob with latch, pressure output rear/front without angled outlet block
R2	–	■ ¹⁾	MS-LRPB-D4-A8	Pressure regulation range 0.05 ... 2.5 bar, adapter for EN pressure gauge 1/8 (without pressure gauge), standard rotary knob with latch, pressure output rear/front without angled outlet block
R3	–	■ ¹⁾	MS-LRPB-D5-A8	Pressure regulation range 0.1 ... 4 bar, adapter for EN pressure gauge 1/8 (without pressure gauge), standard rotary knob with latch, pressure output rear/front without angled outlet block
R4	–	■ ¹⁾	MS-LRPB-D7-A8	Pressure regulation range 0.1 ... 12 bar, adapter for EN pressure gauge 1/8 (without pressure gauge), standard rotary knob with latch, pressure output rear/front without angled outlet block
R5	–	■ ¹⁾	MS-LRPB-D2-A8-BD	Pressure regulation range 0.05 ... 0.7 bar, adapter for EN pressure gauge 1/8 (without pressure gauge), standard rotary knob with latch, pressure output rear/front with angled outlet block QS-8
R6	–	■ ¹⁾	MS-LRPB-D4-A8-BD	Pressure regulation range 0.05 ... 2.5 bar, adapter for EN pressure gauge 1/8 (without pressure gauge), standard rotary knob with latch, pressure output rear/front with angled outlet block QS-8
R7	–	■ ¹⁾	MS-LRPB-D5-A8-BD	Pressure regulation range 0.1 ... 4 bar, adapter for EN pressure gauge 1/8 (without pressure gauge), standard rotary knob with latch, pressure output rear/front with angled outlet block QS-8
R8	–	■ ¹⁾	MS-LRPB-D7-A8-BD	Pressure regulation range 0.1 ... 12 bar, adapter for EN pressure gauge 1/8 (without pressure gauge), standard rotary knob with latch, pressure output rear/front with angled outlet block QS-8
R9	–	■ ¹⁾	MS-LRPB-D2-A8-BE	Pressure regulation range 0.05 ... 0.7 bar, adapter for EN pressure gauge 1/8 (without pressure gauge), standard rotary knob with latch, pressure output rear/front with angled outlet block QS-10
R10	–	■ ¹⁾	MS-LRPB-D4-A8-BE	Pressure regulation range 0.05 ... 2.5 bar, adapter for EN pressure gauge 1/8 (without pressure gauge), standard rotary knob with latch, pressure output rear/front with angled outlet block QS-10
R11	–	■ ¹⁾	MS-LRPB-D5-A8-BE	Pressure regulation range 0.1 ... 4 bar, adapter for EN pressure gauge 1/8 (without pressure gauge), standard rotary knob with latch, pressure output rear/front with angled outlet block QS-10
R12	–	■ ¹⁾	MS-LRPB-D7-A8-BE	Pressure regulation range 0.1 ... 12 bar, adapter for EN pressure gauge 1/8 (without pressure gauge), standard rotary knob with latch, pressure output rear/front with angled outlet block QS-10
Electric pressure regulator MS-LRE (not with EU EX2/EX4 certification)				
S1	–	■	MS-LRE-D6	Pressure regulation range 0.3 ... 7 bar, integrated MS pressure gauge with outer scale in bar and inner scale in psi
S2	–	■	MS-LRE-D7	Pressure regulation range 0.5 ... 12 bar, integrated MS pressure gauge with outer scale in bar and inner scale in psi
S3	–	■	MS-LRE-D6-PI	Pressure regulation range 0.3 ... 7 bar, integrated MS pressure gauge with outer scale in bar and inner scale in psi, electrical pressure output (integrated pressure sensor with current output, plug M8x1, 3-pin)
S4	–	■	MS-LRE-D7-PI	Pressure regulation range 0.5 ... 12 bar, integrated MS pressure gauge with outer scale in bar and inner scale in psi, electrical pressure output (integrated pressure sensor with current output, plug M8x1, 3-pin)
S5	–	■	MS-LRE-D6-PU	Pressure regulation range 0.3 ... 7 bar, integrated MS pressure gauge with outer scale in bar and inner scale in psi, electrical pressure output (integrated pressure sensor with voltage output, plug M8x1, 3-pin)
S6	–	■	MS-LRE-D7-PU	Pressure regulation range 0.5 ... 12 bar, integrated MS pressure gauge with outer scale in bar and inner scale in psi, electrical pressure output (integrated pressure sensor with voltage output, plug M8x1, 3-pin)
Flow sensor SFAM				
U5	–	■	SFAM-1000-M-2SA-M12	Flow measuring range 10 ... 1000 l/min, electrical output (2x PNP or NPN, 1 analogue output 4 ... 20 mA), electrical connection (M12x1 plug, 5-pin)
U6	–	■	SFAM-1000-M-2SV-M12	Flow measuring range 10 ... 1000 l/min, electrical output (2x PNP or NPN, 1 analogue output 0 ... 10 V), electrical connection (M12x1 plug, 5-pin)
U7	–	■	SFAM-3000-M-2SA-M12	Flow measuring range 30 ... 3000 l/min, electrical output (2x PNP or NPN, 1 analogue output 4 ... 20 mA), electrical connection (M12x1 plug, 5-pin)
U8	–	■	SFAM-3000-M-2SV-M12	Flow measuring range 30 ... 3000 l/min, electrical output (2x PNP or NPN, 1 analogue output 0 ... 10 V), electrical connection (M12x1 plug, 5-pin)
U9	–	■	SFAM-5000-M-2SA-M12	Flow measuring range 50 ... 5000 l/min, electrical output (2x PNP or NPN, 1 analogue output 4 ... 20 mA), electrical connection (M12x1 plug, 5-pin)
U10	–	■	SFAM-5000-M-2SV-M12	Flow measuring range 50 ... 5000 l/min, electrical output (2x PNP or NPN, 1 analogue output 0 ... 10 V), electrical connection (M12x1 plug, 5-pin)

1) Female thread only with G1/4 (MS4) or G1/2 (MS6)

Type codes

Overview list – Service unit components MS4/6				
Code	Size		Type	Description
	MS4	MS6		
Soft-start/quick exhaust valve MS-SV (not with EX2/EX4 EU certification)				
V1	–	■ ¹⁾	MS-SV-E-10V24-SO-AG	Performance Level "e", supply voltage 24 V DC, operating pressure 3.5 ... 10 bar, open silencer, integrated MS pressure gauge with outer scale in bar and inner scale in psi, without multi-pin plug socket
V2	–	■ ¹⁾	MS-SV-E-10V24-AG	Performance Level "e", supply voltage 24 V DC, operating pressure 3.5 ... 10 bar, without silencer, integrated MS pressure gauge with outer scale in bar and inner scale in psi, without multi-pin plug socket
V3	–	■ ¹⁾	MS-SV-E-10V24-AD1	Performance Level "e", supply voltage 24 V DC, operating pressure 3.5 ... 10 bar, without silencer, pressure sensor with LCD display (M8 plug, 1 switching output PNP, 3-pin), without multi-pin plug socket
V4	–	■ ¹⁾	MS-SV-E-10V24-SO-AD1	Performance Level "e", supply voltage 24 V DC, operating pressure 3.5 ... 10 bar, open silencer, pressure sensor with LCD display (M8 plug, 1 switching output PNP, 3-pin), without multi-pin plug socket
V5	–	■ ¹⁾	MS-SV-E-10V24-SO-AG-MP1	Performance Level "e", supply voltage 24 V DC, operating pressure 3.5 ... 10 bar, open silencer, integrated MS pressure gauge with outer scale in bar and inner scale in psi, multi-pin plug socket (Sub-D, 9-pin, screw terminal, without cable, static enable signal)
V6	–	■ ¹⁾	MS-SV-E-10V24-AG-MP1	Performance Level "e", supply voltage 24 V DC, operating pressure 3.5 ... 10 bar, without silencer, integrated MS pressure gauge with outer scale in bar and inner scale in psi, multi-pin plug socket (Sub-D, 9-pin, screw terminal, without cable, static enable signal)
V7	–	■ ¹⁾	MS-SV-E-10V24-AD1-MP1	Performance Level "e", supply voltage 24 V DC, operating pressure 3.5 ... 10 bar, without silencer, pressure sensor with LCD display (plug M8, 1 switching output PNP, 3-pin), multi-pin plug socket (Sub-D, 9-pin, screw terminal, without cable, enable signals static)
V8	–	■ ¹⁾	MS-SV-E-10V24-SO-AD1-MP1	Performance Level "e", supply voltage 24 V DC, operating pressure 3.5 ... 10 bar, open silencer, pressure sensor with LCD display (plug M8, 1 switching output PNP, 3-pin), multi-pin plug socket (Sub-D, 9-pin, screw terminal, without cable, enable signals static)
V12	–	■ ¹⁾	MS-SV-C-10V24-S	Performance Level "c", supply voltage 24 V DC, operating pressure 3 ... 10 bar, electrical connection to EN 175301-803 (plug, 2-pin, type C), silencer, cover plate
V22	–	■ ¹⁾	MS-SV-C-10V24-S-AD7	Performance Level "c", supply voltage 24 V DC, operating pressure 3 ... 10 bar, electrical connection to EN 175301-803 (plug, 2-pin, type C), silencer, pressure sensor with switching status indicator (M8 plug, threshold value comparator, PNP, N/O)
V31	–	■ ¹⁾	MS-SV-E-10V24-SO-AG-MP3	Performance Level "e", supply voltage 24 V DC, operating pressure 3.5 ... 10 bar, open silencer, integrated MS pressure gauge with outer scale in bar and inner scale in psi, multi-pin plug socket (Sub-D, 9-pin, screw terminal, without cable, static enable signal, detection of cross-circuit possible)
V32	–	■ ¹⁾	MS-SV-E-10V24-AG-MP3	Performance Level "e", supply voltage 24 V DC, operating pressure 3.5 ... 10 bar, without silencer, integrated MS pressure gauge with outer scale in bar and inner scale in psi, multi-pin plug socket (Sub-D, 9-pin, screw terminal, without cable, static enable signal, detection of cross-circuit possible)
V33	–	■ ¹⁾	MS-SV-E-10V24-AD1-MP3	Performance Level "e", supply voltage 24 V DC, operating pressure 3.5 ... 10 bar, without silencer, pressure sensor with LCD display (plug M8, 1 switching output PNP, 3-pin), multi-pin plug socket (Sub-D, 9-pin, screw terminal, without cable, enable signals static, detection of cross-circuit possible)
V34	–	■ ¹⁾	MS-SV-E-10V24-SO-AD1-MP3	Performance Level "e", supply voltage 24 V DC, operating pressure 3.5 ... 10 bar, open silencer, pressure sensor with LCD display (plug M8, 1 switching output PNP, 3-pin), multi-pin plug socket (Sub-D, 9-pin, screw terminal, without cable, enable signals static, detection of cross-circuit possible)
V35	–	■ ¹⁾	MS-SV-C-10V24PS	Performance Level "c", supply voltage 24 V DC, operating pressure 3 ... 10 bar, electrical connection to IEC 61076-2-101 (M12x1 plug, 2-pin), silencer, cover plate
V36	–	■ ¹⁾	MS-SV-C-10V24PS-AD7	Performance Level "c", supply voltage 24 V DC, operating pressure 3 ... 10 bar, electrical connection to IEC 61076-2-101 (M12x1 plug, 2-pin), silencer, pressure sensor with switching status indicator (M8 plug, threshold value comparator, PNP, N/O)
V37	–	■ ¹⁾	MS-SV-D-10V24-2M8	Performance Level "d", supply voltage 24 V DC, operating pressure 3.5 ... 10 bar, electrical connection to EN 175301-803 (2x plugs, 2-pin, type C), 2 proximity switches SMT with cable (M8x1 plug, 3-pin, rotatable thread, cable length 0.3 m), without silencer, cover plate
V38	–	■ ¹⁾	MS-SV-D-10V24-2M8-SO-AG	Performance Level "d", supply voltage 24 V DC, operating pressure 3.5 ... 10 bar, electrical connection to EN 175301-803 (2x plugs, 2-pin, type C), 2 proximity switches SMT with cable (M8x1 plug, 3-pin, rotatable thread, cable length 0.3 m), open silencer, integrated MS pressure gauge with outer scale in bar and inner scale in psi

1) Female thread only with G1/2 (MS6)

Type codes

Overview list – Service unit components MS4/6				
Code	Size		Type	Description
	MS4	MS6		
Soft-start/quick exhaust valve MS-SV (not with EX2/EX4 EU certification)				
V39	–	■ ¹⁾	MS-SV-D-10V24P-2M12-SO-AG	Performance Level "d", supply voltage 24 V DC, operating pressure 3.5 ... 10 bar, electrical connection to IEC 61076-2-101 (2x M12x1 plugs, 2-pin), 2 proximity switches SMT with cable (M12x1 plug, 3-pin, rotatable thread, cable length 0.3 m), open silencer, integrated MS pressure gauge with outer scale in bar and inner scale in psi
V40	–	■ ¹⁾	MS-SV-D-10V24P-2OE-SO-AG	Performance Level "d", supply voltage 24 V DC, operating pressure 3.5 ... 10 bar, electrical connection to IEC 61076-2-101 (2x M12x1 plugs, 2-pin), 2 proximity switches SMT with cable (open end, 3-wire, cable length 5 m), open silencer, integrated MS pressure gauge with outer scale in bar and inner scale in psi
V41	–	■ ¹⁾	MS-SV-E-10V24-SO-AG-MP5	Performance Level "e", supply voltage 24 V DC, operating pressure 3.5 ... 10 bar, open silencer, integrated MS pressure gauge with outer scale in bar and inner scale in psi, multi-pin plug socket (Sub-D, 9-pin, screw terminal, without cable, static enable signal, galvanic isolation of enable signals from the supply voltage)
V42	–	■ ¹⁾	MS-SV-E-10V24-AG-MP5	Performance Level "e", supply voltage 24 V DC, operating pressure 3.5 ... 10 bar, without silencer, integrated MS pressure gauge with outer scale in bar and inner scale in psi, multi-pin plug socket (Sub-D, 9-pin, screw terminal, without cable, static enable signal, galvanic isolation of enable signals from the supply voltage)
V43	–	■ ¹⁾	MS-SV-E-10V24-AD1-MP5	Performance Level "e", supply voltage 24 V DC, operating pressure 3.5 ... 10 bar, without silencer, pressure sensor with LCD display (plug M8, 1 switching output PNP, 3-pin), multi-pin plug socket (Sub-D, 9-pin, screw terminal, without cable, enable signals static, galvanic isolation of enable signals from the supply voltage)
V44	–	■ ¹⁾	MS-SV-E-10V24-SO-AD1-MP5	Performance Level "e", supply voltage 24 V DC, operating pressure 3.5 ... 10 bar, open silencer, pressure sensor with LCD display (plug M8, 1 switching output PNP, 3-pin), multi-pin plug socket (Sub-D, 9-pin, screw terminal, without cable, enable signals static, galvanic isolation of enable signals from the supply voltage)
V45	–	■ ¹⁾	MS-SV-E-10V24-RG	Performance Level "e", supply voltage 24 V DC, operating pressure 3.5 ... 10 bar, without silencer, integrated MS pressure gauge with red-green scale, with outer scale in bar and inner scale in psi, without multi-pin plug socket
V46	–	■ ¹⁾	MS-SV-E-10V24-SO-RG	Performance Level "e", supply voltage 24 V DC, operating pressure 3.5 ... 10 bar, open silencer, integrated MS pressure gauge with red-green scale, with outer scale in bar and inner scale in psi, without multi-pin plug socket
V47	–	■ ¹⁾	MS-SV-D-10V24-2M8-SO-RG	Performance Level "d", supply voltage 24 V DC, operating pressure 3.5 ... 10 bar, electrical connection to EN 175301-803 (2x plugs, 2-pin, type C), 2 proximity switches SMT with cable (M8x1 plug, 3-pin, rotatable thread, cable length 0.3 m), open silencer, integrated MS pressure gauge with red-green scale, with outer scale in bar and inner scale in psi
V48	–	■ ¹⁾	MS-SV-D-10V24P-2M12-SO-RG	Performance Level "d", supply voltage 24 V DC, operating pressure 3.5 ... 10 bar, electrical connection to IEC 61076-2-101 (2x M12x1 plugs, 2-pin), 2 proximity switches SMT with cable (M12x1 plug, 3-pin, rotatable thread, cable length 0.3 m), open silencer, integrated MS pressure gauge with red-green scale, with outer scale in bar and inner scale in psi
V49	–	■ ¹⁾	MS-SV-D-10V24-2OE-SO-RG	Performance Level "d", supply voltage 24 V DC, operating pressure 3.5 ... 10 bar, electrical connection to EN 175301-803 (2x plugs, 2-pin, type C), 2 proximity switches SMT with cable (open end, 3-wire, cable length 5 m), open silencer, integrated MS pressure gauge with red-green scale, with outer scale in bar and inner scale in psi

1) Female thread only with G1/2 (MS6)

Type codes

Overview list – Service unit components MS4/6				
Code	Size		Type	Description
	MS4	MS6		
Soft-start/quick exhaust valve MS-SV (not with EX2/EX4 EU certification)				
V50	–	■ ¹⁾	MS-SV-C-10V24-S-AD11	Performance Level "c", supply voltage 24 V DC, operating pressure 3 ... 10 bar, plug pattern to EN 175301, silencer, pressure sensor with LCD display, M12 plug, 4-pin, IO-Link, PNP, NPN, 0 ... 10 V, 1 ... 5 V, 4 ... 20 mA
V51	–	■ ¹⁾	MS-SV-C-10V24C-S-AD11	Performance Level "c", supply voltage 24 V DC, operating pressure 3 ... 10 bar, plug pattern to EN 175301, without manual override, silencer, pressure sensor with LCD display, M12 plug, 4-pin, IO-Link, PNP, NPN, 0 ... 10 V, 1 ... 5 V, 4 ... 20 mA
V52	–	■ ¹⁾	MS-SV-C-10V24D-S-AD11	Performance Level "c", supply voltage 24 V DC, operating pressure 3 ... 10 bar, plug pattern to EN 61076-2-101, without manual override, silencer, pressure sensor with LCD display, M12 plug, 4-pin, IO-Link, PNP, NPN, 0 ... 10 V, 1 ... 5 V, 4 ... 20 mA
V53	–	■ ¹⁾	MS-SV-C-10V24E-S-AD11	Performance Level "c", supply voltage 24 V DC, operating pressure 3 ... 10 bar, plug pattern to EN 61076-2-101, without manual override on the pilot actuator. With detenting internal manual override (can only be reset via 24 V), silencer, pressure sensor with LCD display, M12 plug, 4-pin, IO-Link, PNP, NPN, 0 ... 10 V, 1 ... 5 V, 4 ... 20 mA
V54	–	■ ¹⁾	MS-SV-C-10V24F-S-AD11	Performance Level "c", supply voltage 24 V DC, operating pressure 3 ... 10 bar, plug pattern to EN 61076-2-101, manual override on pilot actuator non-detenting, internally detenting, silencer, pressure sensor with LCD display, M12 plug, 4-pin, IO-Link, PNP, NPN, 0 ... 10 V, 1 ... 5 V, 4 ... 20 mA
V55	–	■ ¹⁾	MS-SV-C-10V24PS-AD11	Performance Level "c", supply voltage 24 V DC, operating pressure 3 ... 10 bar, plug pattern to EN 61076-2-101, silencer, pressure sensor with LCD display, M12 plug, 4-pin, IO-Link, PNP, NPN, 0 ... 10 V, 1 ... 5 V, 4 ... 20 mA
V56	–	■ ¹⁾	MS-SV-C-10V24-S-AD12	Performance Level "c", supply voltage 24 V DC, operating pressure 3 ... 10 bar, plug pattern to EN 175301, silencer, pressure sensor with LCD display, M8 plug, 4-pin, IO-Link, PNP, NPN, 0 ... 10 V, 1 ... 5 V, 4 ... 20 mA
V57	–	■ ¹⁾	MS-SV-C-10V24C-S-AD12	Performance Level "c", supply voltage 24 V DC, operating pressure 3 ... 10 bar, plug pattern to EN 175301, without manual override, silencer, pressure sensor with LCD display, M8 plug, 4-pin, IO-Link, PNP, NPN, 0 ... 10 V, 1 ... 5 V, 4 ... 20 mA
V58	–	■ ¹⁾	MS-SV-C-10V24D-S-AD12	Performance Level "c", supply voltage 24 V DC, operating pressure 3 ... 10 bar, plug pattern to EN 61076-2-101, without manual override, silencer, pressure sensor with LCD display, M8 plug, 4-pin, IO-Link, PNP, NPN, 0 ... 10 V, 1 ... 5 V, 4 ... 20 mA
V59	–	■ ¹⁾	MS-SV-C-10V24E-S-AD12	Performance Level "c", supply voltage 24 V DC, operating pressure 3 ... 10 bar, plug pattern to EN 61076-2-101, without manual override on the pilot actuator. With detenting internal manual override (can only be reset via 24 V), silencer, pressure sensor with LCD display, M8 plug, 4-pin, IO-Link, PNP, NPN, 0 ... 10 V, 1 ... 5 V, 4 ... 20 mA
V60	–	■ ¹⁾	MS-SV-C-10V24F-S-AD12	Performance Level "c", supply voltage 24 V DC, operating pressure 3 ... 10 bar, plug pattern to EN 61076-2-101, manual override on pilot actuator non-detenting, internally detenting, silencer, pressure sensor with LCD display, M8 plug, 4-pin, IO-Link, PNP, NPN, 0 ... 10 V, 1 ... 5 V, 4 ... 20 mA
V61	–	■ ¹⁾	MS-SV-C-10V24PS-AD12	Performance Level "c", supply voltage 24 V DC, operating pressure 3 ... 10 bar, plug pattern to EN 61076-2-101, silencer, pressure sensor with LCD display, M8 plug, 4-pin, IO-Link, PNP, NPN, 0 ... 10 V, 1 ... 5 V, 4 ... 20 mA
Water separators MS-LWS				
W1	–	■	MS-LWS-U-V	Metal bowl, fully automatic condensate drain

1) Female thread only with G1/2 (MS6)

Type codes

001	Series
MSB	Service unit component MS series
002	Size
9	Grid dimension 90 mm
003	Pneumatic connection
3/4	Female thread G3/4
1	Female thread G1
AGD	Sub-base G1/2
AGE	Sub-base G3/4
AGF	Sub-base G1
AGG	Sub-base G11/4
AGH	Sub-base G11/2
N3/4	Female thread N3/4
N1	Female thread N1
AQR	Sub-base NPT1/2
AQS	Sub-base NPT3/4
AQT	Sub-base NPT1
AQU	Sub-base NPT11/4
AQV	Sub-base NPT11/2
G	Module without connecting thread, without sub-base
NG	Module without connecting thread, without sub-base (inch)

004	Service unit component equipment
...	For selection, see overview list
005	Type of mounting
	Without mounting bracket
WP	Mounting bracket basic design
WPB	Mounting bracket for large wall gap
WPM	Mounting bracket for hooking in service unit components
006	EU certification
	None
EX2	II 3GD to EU Explosion Protection Directive (ATEX)
EX4	II 2GD
007	UL certification
	None
UL1	cULus ordinary location for Canada and USA
008	Flow direction
	Flow direction from left to right
Z	Flow direction from right to left

Type codes

Overview list – Service unit components MS9		
Code	Type	Description
On/off valve MS-EM, manually actuated		
C2)	MS-EM-S-VS	Silencer, cover plate
On/off valve MS-EE, electrically actuated		
D4	MS-EE-V24-S-VS	Supply voltage 24 V DC, operating pressure 3.5 ... 16 bar, electrical connection to EN 175301-803 (plug, type A), silencer, cover plate
D16	MS-EE-V24-S-AD7	Supply voltage 24 V DC, operating pressure 3.5 ... 16 bar, electrical connection to EN 175301-803 (plug, type C), silencer, pressure sensor with switching status indicator (M8 plug, threshold value comparator, PNP, N/O)
D17	MS-EE-V24P-S-VS	Supply voltage 24 V DC, operating pressure 3.5 ... 16 bar, electrical connection to IEC 61076-2-101 (M12x1 plug, 4-pin to DESINA), silencer, cover plate
D18	MS-EE-V24P-S-AD7	Supply voltage 24 V DC, operating pressure 3.5 ... 16 bar, electrical connection to IEC 61076-2-101 (M12x1 plug, 4-pin to DESINA), silencer, pressure sensor with switching status indicator (M8 plug, threshold value comparator, PNP, N/O)
Branching module MS-FRM		
F1	MS-FRM-VS	Cover plate
F3	MS-FRM-VS-Y	Cover plate, pressure switch PEV without display (plug socket, EN 175301, type A, cube)
F8	MS-FRM-VS-M12	Cover plate, pressure switch PEV without display (plug socket, round, M12, 4-pin)
Filters MS-LF		
H5	MS-LF-CUM	Grade of filtration 5 µm, metal bowl, manual condensate drain
H6	MS-LF-CUV	Grade of filtration 5 µm, metal bowl, fully automatic condensate drain
H7	MS-LF-EUV	Grade of filtration 40 µm, metal bowl, fully automatic condensate drain
H8	MS-LF-EUM	Grade of filtration 40 µm, metal bowl, manual condensate drain
Fine and micro filter MS-LFM		
I7	MS-LFM-BUV	Grade of filtration 1 µm, metal bowl, fully automatic condensate drain
I8	MS-LFM-AUV	Grade of filtration 0.01 µm, metal bowl, fully automatic condensate drain
I9	MS-LFM-BUV-DA	Grade of filtration 1 µm, metal bowl, fully automatic condensate drain, optical differential pressure display
I12	MS-LFM-AUV-DA	Grade of filtration 0.01 µm, metal bowl, fully automatic condensate drain, optical differential pressure display
I23	MS-LFM-BUV-HF	Grade of filtration 1 µm, metal bowl, fully automatic condensate drain, high flow rate
I24	MS-LFM-AUV-HF	Grade of filtration 0.01 µm, metal bowl, fully automatic condensate drain, high flow rate
I25	MS-LFM-BUV-HF-DA	Grade of filtration 1 µm, metal bowl, fully automatic condensate drain, high flow rate, optical differential pressure display
I26	MS-LFM-AUV-HF-DA	Grade of filtration 0.01 µm, metal bowl, fully automatic condensate drain, high flow rate, optical differential pressure display
Filter regulator MS-LFR		
J47	MS-LFR-D6-EUM-DI-AG-AS	Pressure regulation range 0.3 ... 7 bar, grade of filtration 40 µm, metal bowl, manual condensate drain, directly controlled filter diaphragm regulator, integrated MS pressure gauge with outer scale in bar and inner scale in psi, standard rotary knob with latch, can be locked with accessories
J50	MS-LFR-D6-EUV-DI-AG-AS	Pressure regulation range 0.3 ... 7 bar, grade of filtration 40 µm, metal bowl, fully automatic condensate drain, directly controlled filter diaphragm regulator, integrated MS pressure gauge with outer scale in bar and inner scale in psi, standard rotary knob with latch, can be locked with accessories
J53	MS-LFR-D6-CUM-DI-AG-AS	Pressure regulation range 0.3 ... 7 bar, grade of filtration 5 µm, metal bowl, manual condensate drain, directly controlled filter diaphragm regulator, integrated MS pressure gauge with outer scale in bar and inner scale in psi, standard rotary knob with latch, can be locked with accessories
J56	MS-LFR-D6-CUV-DI-AG-AS	Pressure regulation range 0.3 ... 7 bar, grade of filtration 5 µm, metal bowl, fully automatic condensate drain, directly controlled filter diaphragm regulator, integrated MS pressure gauge with outer scale in bar and inner scale in psi, standard rotary knob with latch, can be locked with accessories

Type codes

Overview list – Service unit components MS9		
Code	Type	Description
Filter regulator MS-LFR		
J59	MS-LFR-D6-EUM-AG-AS	Pressure regulation range 0.3 ... 7 bar, grade of filtration 40 µm, metal bowl, manual condensate drain, pilot-controlled filter diaphragm regulator, integrated MS pressure gauge with outer scale in bar and inner scale in psi, standard rotary knob with latch, can be locked with accessories
J62	MS-LFR-D6-EUV-AG-AS	Pressure regulation range 0.3 ... 7 bar, grade of filtration 40 µm, metal bowl, fully automatic condensate drain, pilot-controlled filter diaphragm regulator, integrated MS pressure gauge with outer scale in bar and inner scale in psi, standard rotary knob with latch, can be locked with accessories
J65	MS-LFR-D6-CUM-AG-AS	Pressure regulation range 0.3 ... 7 bar, grade of filtration 5 µm, metal bowl, manual condensate drain, pilot-controlled filter diaphragm regulator, integrated MS pressure gauge with outer scale in bar and inner scale in psi, standard rotary knob with latch, can be locked with accessories
J68	MS-LFR-D6-CUV-AG-AS	Pressure regulation range 0.3 ... 7 bar, grade of filtration 5 µm, metal bowl, fully automatic condensate drain, pilot-controlled filter diaphragm regulator, integrated MS pressure gauge with outer scale in bar and inner scale in psi, standard rotary knob with latch, can be locked with accessories
J71	MS-LFR-D7-CUM-AG-AS	Pressure regulation range 0.5 ... 12 bar, grade of filtration 5 µm, metal bowl, manual condensate drain, pilot-controlled filter diaphragm regulator, integrated MS pressure gauge with outer scale in bar and inner scale in psi, standard rotary knob with latch, can be locked with accessories
J72	MS-LFR-D7-CUV-AG-AS	Pressure regulation range 0.5 ... 12 bar, grade of filtration 5 µm, metal bowl, fully automatic condensate drain, pilot-controlled filter diaphragm regulator, integrated MS pressure gauge with outer scale in bar and inner scale in psi, standard rotary knob with latch, can be locked with accessories
J73	MS-LFR-D7-EUM-AG-AS	Pressure regulation range 0.5 ... 12 bar, grade of filtration 40 µm, metal bowl, manual condensate drain, pilot-controlled filter diaphragm regulator, integrated MS pressure gauge with outer scale in bar and inner scale in psi, standard rotary knob with latch, can be locked with accessories
J74	MS-LFR-D7-EUV-AG-AS	Pressure regulation range 0.5 ... 12 bar, grade of filtration 40 µm, metal bowl, fully automatic condensate drain, pilot-controlled filter diaphragm regulator, integrated MS pressure gauge with outer scale in bar and inner scale in psi, standard rotary knob with latch, can be locked with accessories
J103	MS-LFR-D7-EUM-RG-AS	Pressure regulation range 0.5 ... 12 bar, grade of filtration 40 µm, metal bowl, manual condensate drain, pilot-controlled filter diaphragm regulator, integrated MS pressure gauge with red-green scale, with outer scale in bar and inner scale in psi, standard rotary knob with latch, can be locked with accessories
J104	MS-LFR-D7-EUV-RG-AS	Pressure regulation range 0.5 ... 12 bar, grade of filtration 40 µm, metal bowl, fully automatic condensate drain, pilot-controlled filter diaphragm regulator, integrated MS pressure gauge with red-green scale, with outer scale in bar and inner scale in psi, standard rotary knob with latch, can be locked with accessories
J105	MS-LFR-D7-CUM-RG-AS	Pressure regulation range 0.5 ... 12 bar, grade of filtration 5 µm, metal bowl, manual condensate drain, pilot-controlled filter diaphragm regulator, integrated MS pressure gauge with red-green scale, with outer scale in bar and inner scale in psi, standard rotary knob with latch, can be locked with accessories
J106	MS-LFR-D7-CUV-RG-AS	Pressure regulation range 0.5 ... 12 bar, grade of filtration 5 µm, metal bowl, fully automatic condensate drain, pilot-controlled filter diaphragm regulator, integrated MS pressure gauge with red-green scale, with outer scale in bar and inner scale in psi, standard rotary knob with latch, can be locked with accessories
J107	MS-LFR-D6-EUM-RG-AS	Pressure regulation range 0.3 ... 7 bar, grade of filtration 40 µm, metal bowl, manual condensate drain, pilot-controlled filter diaphragm regulator, integrated MS pressure gauge with red-green scale, with outer scale in bar and inner scale in psi, standard rotary knob with latch, can be locked with accessories
J108	MS-LFR-D6-EUV-RG-AS	Pressure regulation range 0.3 ... 7 bar, grade of filtration 40 µm, metal bowl, fully automatic condensate drain, pilot-controlled filter diaphragm regulator, integrated MS pressure gauge with red-green scale, with outer scale in bar and inner scale in psi, standard rotary knob with latch, can be locked with accessories
J109	MS-LFR-D6-CUM-RG-AS	Pressure regulation range 0.3 ... 7 bar, grade of filtration 5 µm, metal bowl, manual condensate drain, pilot-controlled filter diaphragm regulator, integrated MS pressure gauge with red-green scale, with outer scale in bar and inner scale in psi, standard rotary knob with latch, can be locked with accessories
J110	MS-LFR-D6-CUV-RG-AS	Pressure regulation range 0.3 ... 7 bar, grade of filtration 5 µm, metal bowl, fully automatic condensate drain, pilot-controlled filter diaphragm regulator, integrated MS pressure gauge with red-green scale, with outer scale in bar and inner scale in psi, standard rotary knob with latch, can be locked with accessories

Type codes

Overview list – Service unit components MS9		
Code	Type	Description
Filter regulator MS-LFR		
J111	MS-LFR-D7-EUM-A4-AS	Pressure regulation range 0.5 ... 12 bar, grade of filtration 40 µm, metal bowl, manual condensate drain, pilot-controlled filter diaphragm regulator, adapter for EN pressure gauge 1/4 (without pressure gauge), standard rotary knob with latch, can be locked with accessories
J112	MS-LFR-D7-EUV-A4-AS	Pressure regulation range 0.5 ... 12 bar, grade of filtration 40 µm, metal bowl, fully automatic condensate drain, pilot-controlled filter diaphragm regulator, adapter for EN pressure gauge 1/4 (without pressure gauge), standard rotary knob with latch, can be locked with accessories
J113	MS-LFR-D7-CUM-A4-AS	Pressure regulation range 0.5 ... 12 bar, grade of filtration 5 µm, metal bowl, manual condensate drain, pilot-controlled filter diaphragm regulator, adapter for EN pressure gauge 1/4 (without pressure gauge), standard rotary knob with latch, can be locked with accessories
J114	MS-LFR-D7-CUV-A4-AS	Pressure regulation range 0.5 ... 12 bar, grade of filtration 5 µm, metal bowl, fully automatic condensate drain, pilot-controlled filter diaphragm regulator, adapter for EN pressure gauge 1/4 (without pressure gauge), standard rotary knob with latch, can be locked with accessories
J115	MS-LFR-D6-EUM-A4-AS	Pressure regulation range 0.3 ... 7 bar, grade of filtration 40 µm, metal bowl, manual condensate drain, pilot-controlled filter diaphragm regulator, adapter for EN pressure gauge 1/4 (without pressure gauge), standard rotary knob with latch, can be locked with accessories
J116	MS-LFR-D6-EUV-A4-AS	Pressure regulation range 0.3 ... 7 bar, grade of filtration 40 µm, metal bowl, fully automatic condensate drain, pilot-controlled filter diaphragm regulator, adapter for EN pressure gauge 1/4 (without pressure gauge), standard rotary knob with latch, can be locked with accessories
J117	MS-LFR-D6-CUM-A4-AS	Pressure regulation range 0.3 ... 7 bar, grade of filtration 5 µm, metal bowl, manual condensate drain, pilot-controlled filter diaphragm regulator, adapter for EN pressure gauge 1/4 (without pressure gauge), standard rotary knob with latch, can be locked with accessories
J118	MS-LFR-D6-CUV-A4-AS	Pressure regulation range 0.3 ... 7 bar, grade of filtration 5 µm, metal bowl, fully automatic condensate drain, pilot-controlled filter diaphragm regulator, adapter for EN pressure gauge 1/4 (without pressure gauge), standard rotary knob with latch, can be locked with accessories
J122	MS-LFR-D6-EUM-AG-MPA-AS	Pressure regulation range 0.3 ... 7 bar, grade of filtration 40 µm, metal bowl, manual condensate drain, pilot-controlled filter diaphragm regulator, integrated MS pressure gauge with outer scale in MPa, standard rotary knob with latch, can be locked with accessories
J123	MS-LFR-D6-EUV-AG-MPA-AS	Pressure regulation range 0.3 ... 7 bar, grade of filtration 40 µm, metal bowl, manual condensate drain, pilot-controlled filter diaphragm regulator, integrated MS pressure gauge with outer scale in MPa, standard rotary knob with latch, can be locked with accessories
Activated carbon filters MS-LFX		
L2	MS-LFX-U	Metal bowl
Lubricator MS-LOE (not with EU EX2/EX4 certification)		
M2	MS-LOE-U	Metal bowl
Pressure regulator MS-LR		
N1	MS-LR-D5-DI-AG-AS	Pressure regulation range 0.3 ... 4 bar, direct-controlled diaphragm regulator, integrated MS pressure gauge with outer scale in bar and inner scale in psi, standard rotary knob with latch, can be locked with accessories
N2	MS-LR-D6-DI-AG-AS	Pressure regulation range 0.3 ... 7 bar, direct-controlled diaphragm regulator, integrated MS pressure gauge with outer scale in bar and inner scale in psi, standard rotary knob with latch, can be locked with accessories
N7	MS-LR-D5-DI-AG-KD-AS	Pressure regulation range 0.3 ... 4 bar, direct-controlled diaphragm regulator, integrated MS pressure gauge with outer scale in bar and inner scale in psi, rotary knob underneath, standard rotary knob with latch, can be locked with accessories
N8	MS-LR-D6-DI-AG-KD-AS	Pressure regulation range 0.3 ... 7 bar, direct-controlled diaphragm regulator, integrated MS pressure gauge with outer scale in bar and inner scale in psi, rotary knob underneath, standard rotary knob with latch, can be locked with accessories

Type codes

Overview list – Service unit components MS9		
Code	Type	Description
Pressure regulator MS-LR		
N35	MS-LR-D5-AG-AS	Pressure regulation range 0.3 ... 4 bar, pilot-controlled diaphragm regulator, integrated MS pressure gauge with outer scale in bar and inner scale in psi, standard rotary knob with latch, can be locked with accessories
N36	MS-LR-D6-AG-AS	Pressure regulation range 0.3 ... 7 bar, pilot-controlled diaphragm regulator, integrated MS pressure gauge with outer scale in bar and inner scale in psi, standard rotary knob with latch, can be locked with accessories
N37	MS-LR-D7-AG-AS	Pressure regulation range 0.5 ... 12 bar, pilot-controlled diaphragm regulator, integrated MS pressure gauge with outer scale in bar and inner scale in psi, standard rotary knob with latch, can be locked with accessories
N53	MS-LR-D5-RG-AS	Pressure regulation range 0.3 ... 4 bar, pilot-controlled diaphragm regulator, integrated MS pressure gauge with red-green scale, with outer scale in bar and inner scale in psi, standard rotary knob with latch, can be locked with accessories
N54	MS-LR-D6-RG-AS	Pressure regulation range 0.3 ... 7 bar, pilot-controlled diaphragm regulator, integrated MS pressure gauge with red-green scale, with outer scale in bar and inner scale in psi, standard rotary knob with latch, can be locked with accessories
N55	MS-LR-D7-RG-AS	Pressure regulation range 0.5 ... 12 bar, pilot-controlled diaphragm regulator, integrated MS pressure gauge with red-green scale, with outer scale in bar and inner scale in psi, standard rotary knob with latch, can be locked with accessories
N56	MS-LR-D5-A4-AS	Pressure regulation range 0.3 ... 4 bar, pilot-controlled diaphragm regulator, adapter for EN pressure gauge 1/4 (without pressure gauge), standard rotary knob with latch, can be locked with accessories
N57	MS-LR-D6-A4-AS	Pressure regulation range 0.3 ... 7 bar, pilot-controlled diaphragm regulator, adapter for EN pressure gauge 1/4 (without pressure gauge), standard rotary knob with latch, can be locked with accessories
N58	MS-LR-D7-A4-AS	Pressure regulation range 0.5 ... 12 bar, pilot-controlled diaphragm regulator, adapter for EN pressure gauge 1/4 (without pressure gauge), standard rotary knob with latch, can be locked with accessories
N61	MS-LR-D6-AG-MPA-AS	Pressure regulation range 0.3 ... 7 bar, pilot-controlled diaphragm regulator, integrated MS pressure gauge with outer scale in MPa, standard rotary knob with latch, can be locked with accessories
Flow sensor SFAM (only in flow direction from left to right)		
U9	SFAM-5000L-M-2SA-M12	Flow measuring range 50 ... 5 000 l/min, electrical output (2x PNP or NPN, 1 analogue output 4 ... 20 mA), electrical connection (M12x1 plug, 5-pin)
U10	SFAM-5000L-M-2SV-M12	Flow measuring range 50 ... 5 000 l/min, electrical output (2x PNP or NPN, 1 analogue output 0 ... 10 V), electrical connection (M12x1 plug, 5-pin)
U11	SFAM-10000L-M-2SA-M12	Flow measuring range 100 ... 10,000 l/min, electrical output (2x PNP or NPN, 1 analogue output 4 ... 20 mA), electrical connection (M12x1 plug, 5-pin)
U12	SFAM-10000L-M-2SV-M12	Flow measuring range 100 ... 10,000 l/min, electrical output (2x PNP or NPN, 1 analogue output 0 ... 10 V), electrical connection (M12x1 plug, 5-pin)
U13	SFAM-15000L-M-2SA-M12	Flow measuring range 150 ... 15 000 l/min, electrical output (2x PNP or NPN, 1 analogue output 4 ... 20 mA), electrical connection (M12x1 plug, 5-pin)
U14	SFAM-15000L-M-2SV-M12	Flow measuring range 150 ... 15 000 l/min, electrical output (2x PNP or NPN, 1 analogue output 0 ... 10 V), electrical connection (M12x1 plug, 5-pin)
Soft-start/quick exhaust valve MS-SV (not with EX2/EX4 EU certification)		
V12	MS-SV-CV24-S-VS	Performance Level "c", supply voltage 24 V DC, operating pressure 3.5 ... 16 bar, electrical connection to EN 175301-803 (plug, type A), silencer, cover plate
V22	MS-SV-CV24-S-AD7	Performance Level "c", supply voltage 24 V DC, operating pressure 3.5 ... 16 bar, electrical connection to EN 175301-803 (plug, type C), silencer, pressure sensor with switching status indicator (M8 plug, threshold value comparator, PNP, N/O)
V35	MS-SV-C-10V24P-S-VS	Performance Level "c", supply voltage 24 V DC, operating pressure 3.5 ... 10 bar, electrical connection to IEC 61076-2-101 (M12x1 plug, 4-pin to DESINA), silencer, cover plate
V36	MS-SV-C-10V24P-S-AD7	Performance Level "c", supply voltage 24 V DC, operating pressure 3.5 ... 10 bar, electrical connection to IEC 61076-2-101 (M12x1 plug, 4-pin to DESINA), silencer, pressure sensor with switching status indicator (M8 plug, threshold value comparator, PNP, N/O)
Water separators MS-LWS		
W1	MS-LWS-U-V	Metal bowl, fully automatic condensate drain

Festo - Your Partner in Automation



1 Festo Inc.
5300 Explorer Drive
Mississauga, ON L4W 5G4
Canada

Festo Customer Interaction Center
Tel: 1 877 463 3786
Fax: 1 877 393 3786
Email: customer.service.ca@festo.com



2 Festo Pneumatic
Av. Ceylán 3,
Col. Tequesquináhuac
54020 Tlalnepantla,
Estado de México

Multinational Contact Center
01 800 337 8669
ventas.mexico@festo.com



3 Festo Corporation
1377 Motor Parkway
Suite 310
Islandia, NY 11749

Festo Customer Interaction Center
1 800 993 3786
1 800 963 3786
customer.service.us@festo.com



4 Regional Service Center
7777 Columbia Road
Mason, OH 45040

Connect with us



www.festo.com/socialmedia



www.festo.com

Subject to change