


Mounting Components

Mounting attachments

Technical data



Mounting attachments enable valve terminals to be attached to walls and machine parts

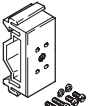
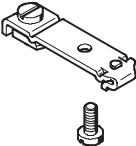
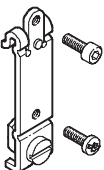
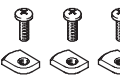
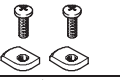




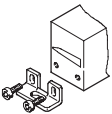

Ordering data – H-rail mountings						
View	Product weight [g]	Material	Function	Dimensions [mm]	Part No.	Type
	69.6	Cold rolled steel	Mounting accessories (set) for H-rail mounting. Enables suitable valve terminals/modules to be attached to an H-rail. Has a small swivel lever on the right and left and mounting accessories.	62x24x13.5 (LxWxH) Material thickness: 3	18 649	IBGH-03-4,0
	79.5		Mounting accessories (set) for H-rail mounting. Enables suitable valve terminals/modules to be attached to an H-rail. Has a small swivel lever on the left, a large swivel lever on the right and mounting accessories.	62x24x13.5 81x24x13.5 (LxWxH) Material thickness: 3	18 747	IBGH-03-7,0
	44.1		Mounting accessories (set) for H-rail mounting. Enables suitable valve terminals/modules to be attached to an H-rail. Has a small swivel lever on the right and mounting accessories.	62x24x13.5 (LxWxH) Material thickness: 3	526 033	CPX-03-4,0
	48.3		Mounting accessories (set) for H-rail mounting. Enables suitable valve terminals/modules to be attached to an H-rail. Has a large swivel lever on the right and mounting accessories.	81x24x13.5 (LxWxH) Material thickness: 3	526 034	CPX-03-7,0

Mounting attachments

Technical data



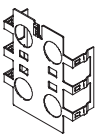





Ordering data – General attachments						
View	Product weight [g]	Material	Function	Dimensions [mm]	Part No.	Type
	35.1	Steel/polymer material	Base for H-rail mounting. Is screwed onto the component and the entire unit can then be placed on an H-rail.	47x12x18.1 (LxWxH)	170 169	CP-TS-HS-35
	29.9	Cold rolled steel	Mounting rail for H-rail mounting. Is screwed onto the component and the entire unit can then be placed on an H-rail. Includes M4x10 screw (combi cross-slot screws).	49.1x13x8.7 (LxWxH) Material thickness: 2	527 392	CPASC1-BG-NRH
	15.2	Cold rolled steel	Mounting rail for H-rail mounting. Is screwed onto the component and the entire unit can then be placed on an H-rail. Includes 2 M3x6 screws (Torx).	55.1x13x7.7 (LxWxH) Material thickness: 2	536 689	CPX-MMI-1-NRH
	10.5	Cold rolled steel	Clamping components for H-rail mounting. Are screwed onto the component and clamp it onto an H-rail. Includes M4x12 screw (combi cross-slot screws).	8 x 11.8 (LxW) Material thickness: 2.5	526 032	CPX-CPA-BG-NRH
	8.8				173 498	CPA-BG-NRH
	600	Steel	H-rail Is screwed onto an even surface (wall) and can then support a large number of components.	35 x 7.5 (WxH) Material thickness: 1 Length acc. to requirements	35 430	NRH-35-2000

Ordering data – Wall mountings						
View	Product weight [g]	Material	Function	Dimensions [mm]	Part No.	Type
	8.8	Fine grained cold pressed steel	Mounting bracket for mounting valve terminals on even surfaces. Includes 2 M3x9 screws (internal hexagon socket SW 2.5)	18 x 15 (LxW) Material thickness: 2	534 416	VMPA-BG-RW
	23.5	Structural steel	Mounting bracket for mounting valve terminals on even surfaces. Includes 2 M3x10 screws (cross slot).	20 x 34 (LxW) Material thickness: 2	18 678	IBGW-03
	28.8	Semi-aromatic polyamide (IXEF)	Mounting bracket, acts as additional mounting for larger valve terminals	15x10.8x17.5 (LxWxH)	529 040	CPX-BG-RW-10x

Mounting attachments

Technical data



Ordering data – General attachments						
View	Product weight [g]	Material	Function	Dimensions [mm]	Part No.	Type
	20	Tin-plated bronze	Screening plate, is placed on a CPX module and screens it electromagnetically.	59.9x50.5x16 (LxWxH)	526 184	CPX-AB-S-4-M12
	25.2	Steel	Allows the MMI to be mounted at any position	84.3x92 (WxH)	534 705	CPX-MMI-1-H
	0.7	Galvanised free cutting steel	Is inserted in holes on a housing plate and enables a Sub-D plug to be screwed on	L: 10; M4 thread	366 598	4-40UNC
				L: 10; M3 thread	340 960	UNC 4-40/M3x5
				L: 11; M3 thread	533 000	UNC 4-40/M3x6
	60	Acc. to individual components	Mounting set for CDVI valve terminal; for mounting on machine parts	–	534 436	CDSV5.0
	–	Galvanised steel	Screw available as spare part, to DIN 912	L: 45; thread: M3	527 643	M3x45
	23.9	Tempered steel	Tie rod, allows CPX individual components to be assembled to form a unit. Available in different lengths for a different number of modules, standard thread M4.	60 (L)	525 418	CPX-ZA-1-E
	42.1			Expansion for 1 module	195 718	CPX-ZA-1
	73.7			1 module	195 720	CPX-ZA-2
	103.9			2 modules	195 722	CPX-ZA-3
	133			3 modules	195 724	CPX-ZA-4
	167.7			4 modules	195 726	CPX-ZA-5
	197.3			5 modules	195 728	CPX-ZA-6
	225.4			6 modules	195 730	CPX-ZA-7
	254.4			7 modules	195 732	CPX-ZA-8
	280.3			8 modules	195 734	CPX-ZA-9
	310			9 modules	195 736	CPX-ZA-10
	10 modules					

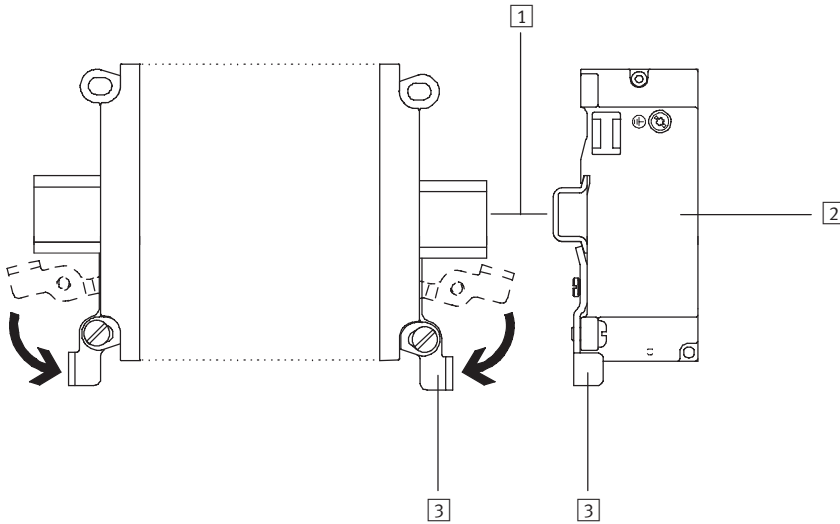
Mounting attachments

Technical data

FESTO

Examples illustrating H-rail mounting

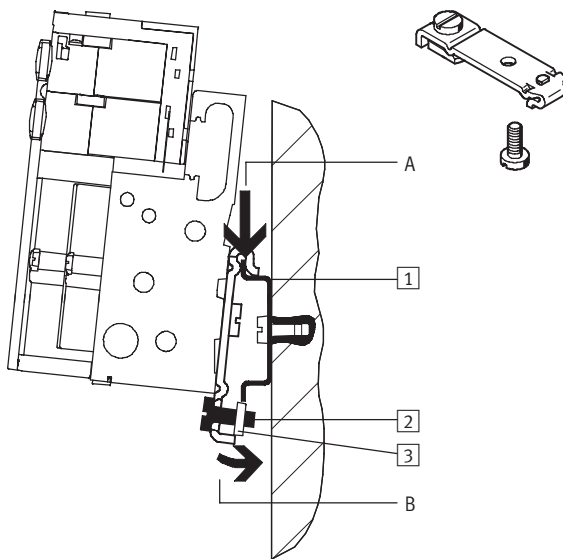
With swivel levers



The valve terminal is attached to the H-rail and locked with the swivel lever.

- 1 H-rail
- 2 Valve terminal
- 3 Swivel lever


With mounting rail



The valve terminal is attached to the H-rail (see arrow A).
The valve terminal is then swivelled on the H-rail and secured in place with the clamping component (see arrow B).

- 1 Holes for wall mounting
- 2 Self-tapping M4x10 screw of the H-rail clamping unit
- 3 Clamping component of the H-rail clamping unit

With clamping components



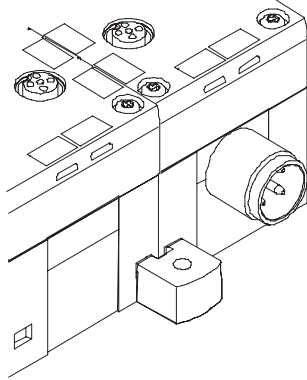
The H-rail mounting is pressed into the reverse profile of the (CPX) modules. The modules can be attached to the H-rail using the H-rail mounting.

Mounting attachments

Technical data

Examples illustrating wall mounting

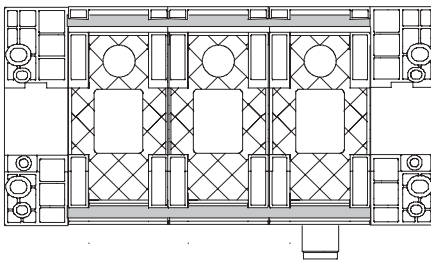
With mounting bracket



For longer valve terminals, there is an additional mounting bracket (for the CPX terminal) that can be fitted in any module.

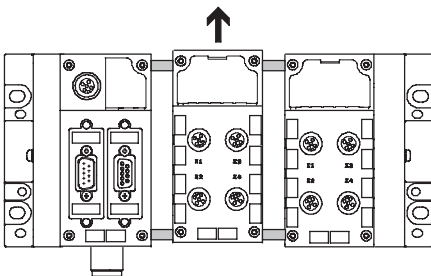
Examples illustrating general types of mounting

With tie rod



The mechanical connection between the CPX modules is created using special tie rods. Two screws in the end plates are all that are needed to mount the entire unit.

The tie rod ensures that the unit resists high mechanical loads and is therefore the “mechanical backbone” of the CPX terminal.



The open design allows interlinking blocks to be replaced in the assembled state.

The tie rod expansion kit allows an extra module to be added to the CPX terminal.

Product Range and Company Overview

A Complete Suite of Automation Services

Our experienced engineers provide complete support at every stage of your development process, including: conceptualization, analysis, engineering, design, assembly, documentation, validation, and production.



Custom Automation Components
Complete custom engineered solutions



Custom Control Cabinets
Comprehensive engineering support and on-site services



Complete Systems
Shipment, stocking and storage services

The Broadest Range of Automation Components

With a comprehensive line of more than 30,000 automation components, Festo is capable of solving the most complex automation requirements.



Electromechanical
Electromechanical actuators, motors, controllers & drives



Pneumatics
Pneumatic linear and rotary actuators, valves, and air supply



PLCs and I/O Devices
PLC's, operator interfaces, sensors and I/O devices

Supporting Advanced Automation... As No One Else Can!

Festo is a leading global manufacturer of pneumatic and electromechanical systems, components and controls for industrial automation, with more than 12,000 employees in 56 national headquarters serving more than 180 countries. For more than 80 years, Festo has continuously elevated the state of manufacturing with innovations and optimized motion control solutions that deliver higher performing, more profitable automated manufacturing and processing equipment. Our dedication to the advancement of automation extends beyond technology to the education and development of current and future automation and robotics designers with simulation tools, teaching programs, and on-site services.

Quality Assurance, ISO 9001 and ISO 14001 Certifications

Festo Corporation is committed to supply all Festo products and services that will meet or exceed our customers' requirements in product quality, delivery, customer service and satisfaction.

To meet this commitment, we strive to ensure a consistent, integrated, and systematic approach to management that will meet or exceed the requirements of the ISO 9001 standard for Quality Management and the ISO 14001 standard for Environmental Management.



© Copyright 2008, Festo Corporation. While every effort is made to ensure that all dimensions and specifications are correct, Festo cannot guarantee that publications are completely free of any error, in particular typing or printing errors. Accordingly, Festo cannot be held responsible for the same. For Liability and Warranty conditions, refer to our "Terms and Conditions of Sale", available from your local Festo office. All rights reserved. No part of this publication may be reproduced, distributed, or transmitted in any form or by any means, electronic, mechanical, photocopying or otherwise, without the prior written permission of Festo. All technical data subject to change according to technical update.



Printed on recycled paper at New Horizon Graphic, Inc., FSC certified as an environmentally friendly printing plant.

Festo North America

United States

Customer Resource Center
502 Earth City Expy., Suite 125
Earth City, MO 63045

For ordering assistance, or to find
your nearest Festo Distributor,

Call: 1.800.99.FESTO

Fax: 1.800.96.FESTO

Email: customer.service@us.festo.com

For technical support,

Call: 1.866.GO.FESTO

Fax: 1.800.96.FESTO

Email: product.support@us.festo.com

Headquarters

Festo Corporation
395 Moreland Road
P.O. Box 18023
Hauppauge, NY 11788
www.festo.com/us

Sales Offices

Appleton

N. 922 Tower View Drive, Suite N
Greenville, WI 54942

Boston

120 Presidential Way, Suite 330
Woburn, MA 01801

Chicago

1441 East Business Center Drive
Mt. Prospect, IL 60056

Dallas

1825 Lakeway Drive, Suite 600
Lewisville, TX 75057

Detroit - Automotive Engineering Center

2601 Cambridge Court, Suite 320
Auburn Hills, MI 48326

New York

395 Moreland Road
Hauppauge, NY 11788

Silicon Valley

4935 Southfront Road, Suite F
Livermore, CA 94550

Design and Manufacturing Operations



East: 395 Moreland Road, Hauppauge, NY 11788



Central: 1441 East Business Center Drive, Mt. Prospect, IL 60056



West: 4935 Southfront Road, Suite F, Livermore, CA 94550

Mexico

Headquarters

Festo Pneumatic, S.A.
Av. Ceylán 3, Col. Tequesquahuac
54020 Tlalnepantla, Edo. de México
Call: 011 52 [55] 53 21 66 00
Fax: 011 52 [55] 53 21 66 65
Email: festo.mexico@mx.festo.com
www.festo.com/mx



Canada

Headquarters

Festo Inc.
5300 Explorer Drive
Mississauga, Ontario L4W 5G4
Call: 1.905.624.9000
Fax: 1.905.624.9001
Email: info.ca@ca.festo.com
www.festo.com/ca



Festo Worldwide

Argentina Australia Austria Belarus Belgium Brazil Bulgaria Canada Chile China Colombia Croatia Czech Republic Denmark
Estonia Finland France Germany Great Britain Greece Hong Kong Hungary India Indonesia Iran Ireland Israel Italy Japan
Latvia Lithuania Malaysia Mexico Netherlands New Zealand Norway Peru Philippines Poland Romania Russia Serbia Singapore
Slovakia Slovenia South Africa South Korea Spain Sweden Switzerland Taiwan Thailand Turkey Ukraine United States Venezuela

www.festo.com