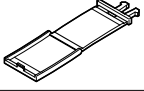



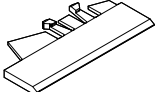
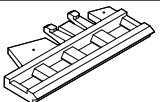

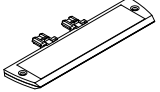
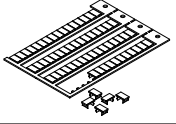

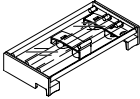
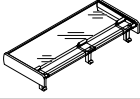
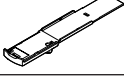
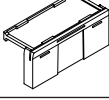
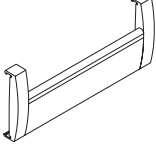
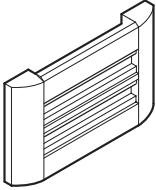
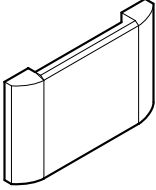
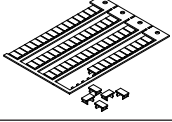



Product range overview

Version	Type	For components, valve terminals or valves						
		MPA-S	AS-I	MPA-L	CPX	VTSA/VTSA-F	VSVA to ISO 5599	VSVA to ISO 15407
Inscription label holders								
	ASCF-M-S1	-	-	-	-	-	■	-
	ASCF-M-S6	-	■	-	-	■	-	-
	ASCF-T-S6 ASCF-T-S6-Z	-	■	-	-	■	■	■
	ASCF-T-S2-2	-	-	-	-	■	-	-
	VMPA1...ST-1-4	■	■	-	-	-	-	-
	VMPA1...ST-2-4	■	■	-	-	-	-	-
	VMPAL-ST-AP.. (for IBS-6x10)	-	-	■	-	-	-	-
	CPX-ST-1	-	-	-	■	-	-	-
Inscription labels								
	IBS-6x10	■	■	■	■	-	-	-
	IBS-9x17	-	-	-	-	-	■	-
	IBS-9x20	-	■	-	-	■	-	■
	IBS-8x20	-	-	-	-	-	-	-
	MH-BZ-80x	-	-	-	-	-	-	-

Product range overview

Version	Type	For components, valve terminals or valves						
		CPV-SC	CPV	CTEU	CPI	VTEM	VTOC	VTUG
Inscription label holders								
	ASCF-H-L1-...V	-	-	-	-	-	-	■
	ASCF-H-L2-...V	-	-	-	-	-	■	-
	ASCF-H-P11	-	-	-	-	■	-	-
	ASCF-H-E2	-	-	■	■	-	-	-
	CPVSC1-ST...	■	-	-	-	-	-	-
	CPV..VI-BZ...	-	■	-	-	-	-	-
	CPV..VI-ST...	-	■	-	-	-	-	-
Inscription labels								
	IBS-6x10	-	■	-	■	-	-	-
	IBS-9x17	-	-	-	-	-	-	-
	IBS-9x20	-	■	-	-	-	-	-
	IBS-8x20	-	-	-	■	-	-	-
	MH-BZ-80x	-	■	-	-	-	-	-

Type codes

001	Series
ASCF	Label holder

002	Designation element
H	Label holder
M	Label holder for manifold block
T	Label holder, transparent

003	Allocation
E2	Version E2
L1	Version L1
L2	Version L2
S1	Version S1
S2	Version S2
S6	Version S6
P11	Version P11

004	Size
	Standard
2	Size 2
10	Size 10
14	Size 14
18	Size 18/18 mm

005	Valve positions
	None
3V	3 valve positions
4V	4 valve positions
5V	5 valve positions
6V	6 valve positions
7V	7 valve positions
8V	8 valve positions
9V	9 valve positions
10V	10 valve positions
11V	11 valve positions
12V	12 valve positions
13V	13 valve positions
14V	14 valve positions
15V	15 valve positions
16V	16 valve positions
17V	17 valve positions
18V	18 valve positions
19V	19 valve positions
20V	20 valve positions
21V	21 valve positions
22V	22 valve positions
23V	23 valve positions
24V	24 valve positions

006	Version
	Standard
Z	With additional checkboxes

Datasheet

Inscription label holders

- ASCF
- VMPA
- CPV
- CPX

Inscription label holders enable inscription labels to be attached to components that do not have a prefabricated mount or a mount specifically for this type of holder.

If the inscription label holder covers display elements, the holder will be partially or entirely transparent.



 **Note**

Templates for inscription label holders/identification strips can be found via the online product search tool:

→ www.festo.com

Materials	ASCF-H-E2	ASCF-H-L1	ASCF-H-L2	ASCF-H-P11	ASCF-M-S1
Inscription label holders	Reinforced PA	–	PVC	PP	–
Label	PVC	–	–	–	PP
LABS (PWIS) conformity	–	–	–	VDMA24364-B1/B2-L	VDMA24364-B1/B2-L
Note on materials	–	RoHS-compliant	RoHS-compliant	RoHS-compliant	RoHS-compliant

Materials	ASCF-M-S2	ASCF-M-S6	ASCF-T-S6	ASCF-T-S6-Z	CPX...	CPV..VI-ST...
Inscription label holders	PP	PP	PP	PP	PP	–
Inspection window	–	–	–	–	–	PVC
LABS (PWIS) conformity	–	–	–	–	–	–
Note on materials	RoHS-compliant	–	–	RoHS-compliant	–	RoHS-compliant

Materials	CPV..VI-BZ...	CPVSC1-ST	VMPAL...	VMPA...ST-1-4	VMPA...ST-2-4
Inscription label holders	–	PVC	POM	PP	POM
Inspection window	–	–	–	–	–
LABS (PWIS) conformity	–	–	VDMA24364-B1/B2-L	–	–
Note on materials	RoHS-compliant	RoHS-compliant	RoHS-compliant	RoHS-compliant	RoHS-compliant

Datasheet

Operating and environmental conditions		ASCF-H-E2	ASCF-H-L1	ASCF-H-L2	ASCF-H-P11	ASCF-M-S1	ASCF-M-S2	ASCF-M-S6	ASCF-T-S6	ASCF-T-S6-Z
Ambient temperature	[°C]	–	–	–	–	–	–	–	–	–
Storage temperature	[°C]	–	–	–	–	–	–	–	–	–
Corrosion resistance class (CRC)		–	2 ³⁾	1 ²⁾	2 ³⁾	–	0 ¹⁾	0 ¹⁾	0 ¹⁾	–

Operating and environmental conditions		VMPAL-ST-AP...	CPV...VI-ST...	CPX-ST-1
Ambient temperature	[°C]	–	–	–5 ... +50
Storage temperature	[°C]	–	–	–20 ... +70
Corrosion resistance class (CRC)		4 ⁴⁾	2 ³⁾	–

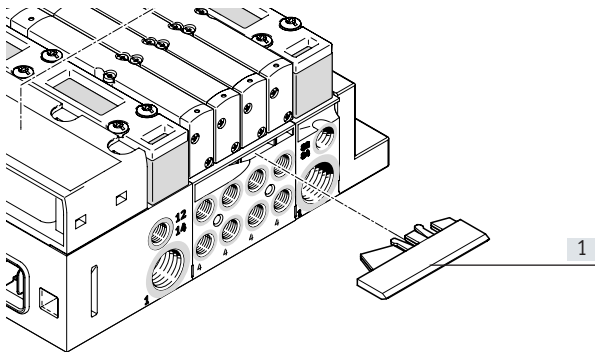
- 1) Corrosion resistance class CRC 0 to Festo standard FN 940070
No corrosion stress. Applies to small, visually irrelevant standard parts such as threaded pins, circlips and clamping sleeves which are usually only available on the market in a phosphated or burnished version (and possibly oiled) as well as to ball bearings (for components < CRC 3) and plain bearings.
- 2) Corrosion resistance class CRC 1 to Festo standard FN 940070
Low corrosion stress. Dry internal application or transport and storage protection. Also applies to parts behind covers, in non-visible internal areas, or parts which are covered in the application (e.g. drive trunnions).
- 3) Corrosion resistance class CRC 2 to Festo standard FN 940070
Moderate corrosion stress. Indoor applications in which condensation can occur. External visible parts with primarily decorative surface requirements which are in direct contact with a normal industrial environment.
- 4) Corrosion resistance class CRC 4 to Festo standard FN 940070
Particularly high corrosion stress. Outdoor exposure under extreme corrosive conditions. Parts exposed to aggressive media, e.g. in the chemical or food industries. Such applications may need to be safeguarded by special tests (→ also FN 940082), using appropriate media.

Inscription sizes for inscription label holders VTUG				
For valve terminal	For number of valve positions	Dimensions for inscription in [mm]		
		For size 10 mm	For size 14 mm	For size 18 mm
VTUG	4	38 x 37	38 x 53.5	38 x 63
	5	38 x 47.5	38 x 69.5	38 x 82
	6	38 x 58	38 x 85.5	38 x 101
	7	38 x 68.5	38 x 101.5	38 x 120
	8	38 x 79	38 x 117.5	38 x 139
	9	38 x 89.5	38 x 133.5	38 x 158
	10	38 x 100	38 x 149.5	38 x 177
	12	38 x 121	38 x 181.5	38 x 215
	16	38 x 163	38 x 245.5	38 x 291
	20	38 x 205	38 x 309.5	38 x 367
	24	38 x 247	38 x 373.5	38 x 443

Datasheet

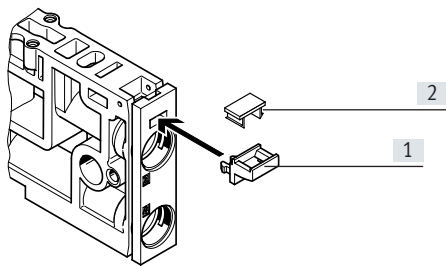
Examples of how to attach inscription label holders

VMPA1-ST... for valve terminal MPA-S



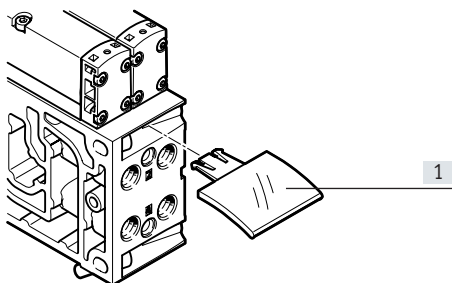
- [1] Inscription label holder VMPA1-ST...
- The inscription label holder is snapped into recesses on the valve terminal
 - Identification strips can then be inserted to identify the component

VMPAL-ST... for valve terminal MPA-L



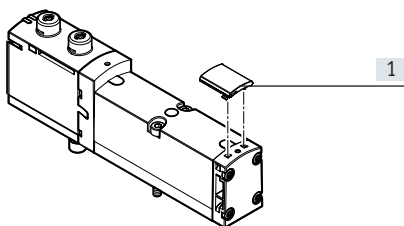
- [1] Inscription label holder VMPAL-ST... for sub-bases of valve terminal MPA-L
- [2] Inscription labels IBS-6x10
- The inscription label holder is snapped into recesses on the valve terminal
 - An inscription label IBS-6x10 can then be attached to identify the component

ASCF-M-S6 for valve terminal VTSA/VTSA-F



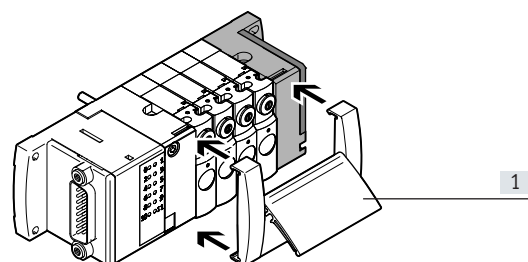
- [1] Inscription label holder ASCF-M-S6 for manifold sub-base, sub-base, 90°-connection plate of valve terminal VTSA/VTSA-F
- The inscription label holder is snapped into a recess on the manifold sub-base, sub base or 90°-connection plate

ASCF-T-S6 for valves VSVA



- [1] Inscription label holder ASCF-T-S6 for valves VSVA
- The clip-on inscription label holder is pushed into the valve
 - Identification strips can then be inserted to identify the component

CPVSC1-ST... for valve terminal CPV-SC

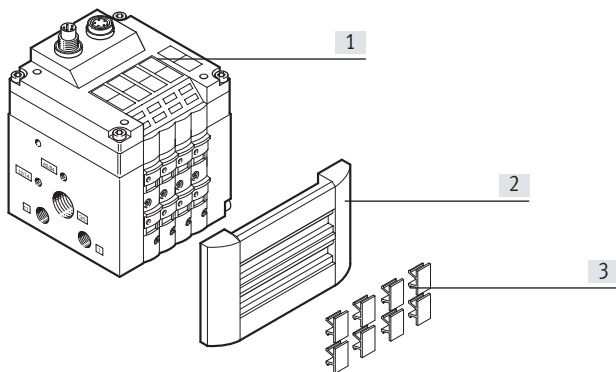


- [1] Inscription label holder CPVSC1-ST... (dimensions depend on the valve positions) for valve terminal CPV-SC
- The inscription label holder is clipped onto the valve terminal
 - Identification strips can then be inserted to identify the component

Datasheet

Examples of how to attach inscription label holders

CPV...-VI-... for valve terminal CPV

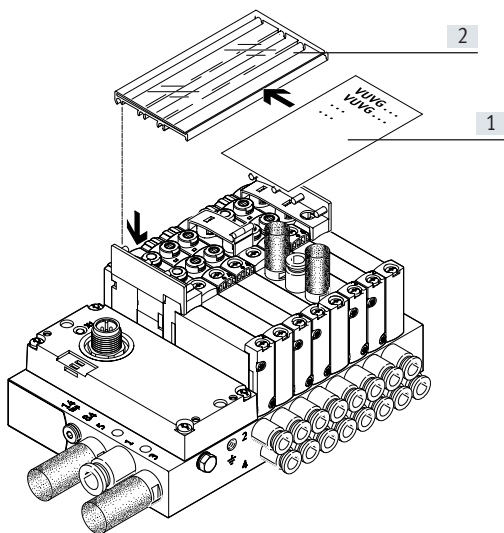


- [1] Inscription labels IBS-6x10 for CPV10/14, type IBS-9x20 for CPV18
- [2] Inscription label holder CPV...-VI...
- [3] Inscription labels IBS-6x10

- The inscription label holder is snapped into recesses on the valve terminal
- Labels or identification strips can then be inserted to identify the component

Note
The inscription label holder cannot be used together with relay slices.

ASCF-H-L1... for valve terminal VTUG



- [1] Inscription label (dimensions depend on the size and valve positions) for valve terminal VTUG
- [2] Inscription label holder ASCF-H-L1... (dimensions depend on the size and valve positions) for valve terminal VTUG

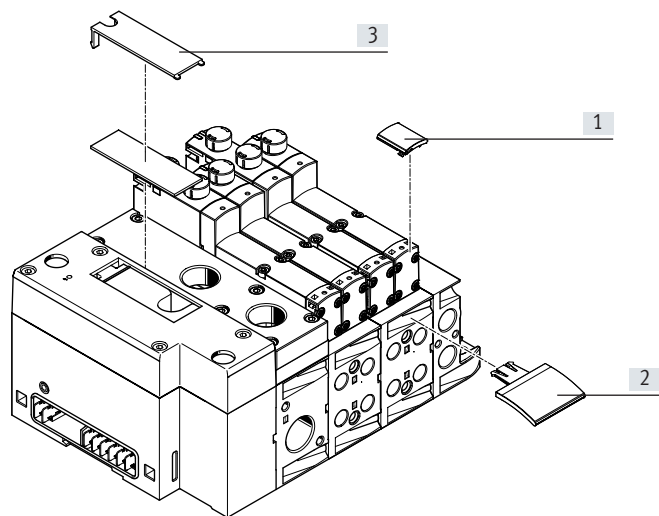
- The inscription label holder is snapped into recesses on the valve terminal
- Identification strips can then be inserted to identify the component

Note
Do not engage the manual override before mounting the inscription label holder.
When mounted, the retainer for the inscription label holder covers the manual override of the valves beneath it.
The manual override for both valves can then only be operated as non-detenting.

Datasheet

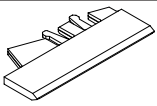
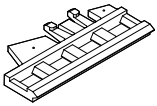




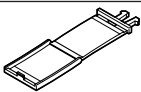

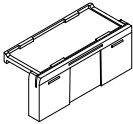
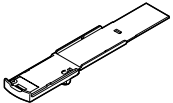
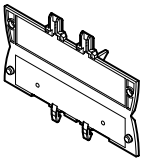
Examples of how to attach inscription label holders

ASCF-T-S6, ASCF-M-S6, ASCF-M-S2-2 for valve terminal VTSA/VTSA-F

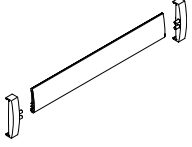
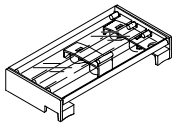


- [1] Inscription label holder ASCF-T-S6 for valves of valve terminal VTSA/VTSA-F
 - [2] Inscription label holder ASCF-M-S6/ASCF-M-S2-2 for manifold sub-base, sub-base, 90°-connection plate of valve terminal VTSA/VTSA-F
 - [3] Inscription label on the pneumatic interface
- The inscription label holder ASCF-T-S6 is affixed to the valve
 - The inscription label holder ASCF-M-S6 is snapped into a recess on the manifold sub-base, sub-base or 90°-connection plate.
 - The inscription label holder ASCF-M-S2-2 is snapped into a recess on the manifold sub-base (for valve width 52 mm).

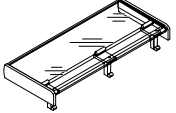
Datasheet

Ordering data		Used with		Weight [g]	Part no.	Type
Inscription label holders (inscription labels)						
	Inscription label holder for sub-base, transparent, for paper foil label	<ul style="list-style-type: none"> AS-Interface components Valve terminal MPA-S 	Can be used for VMPA1, VMPA2	1	533362	VMPA1-ST-1-4
		<ul style="list-style-type: none"> AS-Interface components Valve terminal MPA-S 	Can be used for VMPA14	1.5	8085996	VMPA14-ST-1-4
	Inscription label holder for sub-base, 4-part, for IBS 6x10	<ul style="list-style-type: none"> AS-Interface components Valve terminal MPA-S 	Can be used for VMPA1, VMPA2	1	544384	VMPA1-ST-2-4
		<ul style="list-style-type: none"> AS-Interface components Valve terminal MPA-S 	Can be used for VMPA14	2.7	8085997	VMPA14-ST-2-4
	Inscription label holder for sub-bases (for inscription label IBS-6x10)	Valve terminal MPA-L	Width 10 mm	3	561109	VMPAL-ST-AP-10
			Width 14 mm	3	561112	VMPAL-ST-AP-14
			Width 20 mm	5	561115	VMPAL-ST-AP-20
	Inscription label holder for manifold blocks	Valve terminal VTSA/VTSA-F	Size 52 mm	–	562577	ASCF-T-S2-2
	Clip-on inscription label holder for valve cap	<ul style="list-style-type: none"> AS-Interface components Valve terminal VTSA/VTSA-F Standards-based valves to ISO 55991 Solenoid/pneumatic valves, ISO 15407-1 		–	540888	ASCF-T-S6
	Clip-on inscription label holder for valve cap	<ul style="list-style-type: none"> AS-Interface components Valve terminal VTSA/VTSA-F Standards-based valves to ISO 55991 Solenoid/pneumatic valves, ISO 15407-1 		1	8106532	ASCF-T-S6-Z
	Inscription label holder for manifold blocks	Standards-based valves to ISO 55991	Container size 5	2	8037164	ASCF-M-S1
	Inscription label holder for manifold blocks	<ul style="list-style-type: none"> AS-Interface components Valve terminal VTSA/VTSA-F 		–	540889	ASCF-M-S6
	Inscription label holder for EL modules	<ul style="list-style-type: none"> Fieldbus modules CTEU/installation system CTEL Installation system CPI 		–	547473	ASCF-H-E2
	Identification holder for a valve	Motion Terminal VTEM	Container size 4	5.4	8047501	ASCF-H-P11
	Insertable label or paper/cardboard strips.	Modular electrical terminal CPX		5	536593	CPX-ST-1

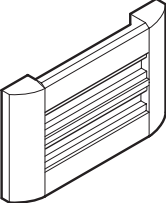
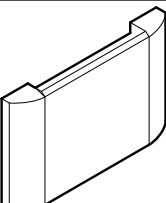
Datasheet

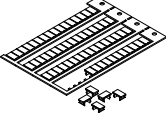

Ordering data		Used with	For modules with the following number of valves	Weight [g]	Part no.	Type
	Insertable label or paper/ cardboard strips.	Valve terminal CPV-SC	2	5	547395	CPVSC1-ST-2
			3	6	547396	CPVSC1-ST-3
			4	7	527631	CPVSC1-ST-4
			5	7	547397	CPVSC1-ST-5
			6	8	547398	CPVSC1-ST-6
			7	8	547399	CPVSC1-ST-7
			8	9	527633	CPVSC1-ST-8
			9	10	547400	CPVSC1-ST-9
			10	12	547401	CPVSC1-ST-10
			11	13	547402	CPVSC1-ST-11
			12	15	527635	CPVSC1-ST-12
			13	16	547403	CPVSC1-ST-13
			14	17	547404	CPVSC1-ST-14
			15	18	547405	CPVSC1-ST-15
			16	20	527637	CPVSC1-ST-16
				Insertable label or paper/ cardboard strips.	For valve terminal VTUG, size 10	4
5	11.25	573454				ASCF-H-L1-10-5V
6	12.5	573455				ASCF-H-L1-10-6V
7	13.75	573456				ASCF-H-L1-10-7V
8	15	573457				ASCF-H-L1-10-8V
9	16.25	573458				ASCF-H-L1-10-9V
10	17.5	573459				ASCF-H-L1-10-10V
12	20	573460				ASCF-H-L1-10-12V
16	25	573461				ASCF-H-L1-10-16V
20	30	573462				ASCF-H-L1-10-20V
24	35	573463				ASCF-H-L1-10-24V
For valve terminal VTUG, size 14	4	12.2				573511
	5	14			573512	ASCF-H-L1-14-5V
	6	15.8			573513	ASCF-H-L1-14-6V
	7	17.6			573514	ASCF-H-L1-14-7V
	8	19.4			573515	ASCF-H-L1-14-8V
	9	21.2			573516	ASCF-H-L1-14-9V
	10	23			573518	ASCF-H-L1-14-10V
	12	26.6			573519	ASCF-H-L1-14-12V
	16	33.8			573520	ASCF-H-L1-14-16V
	20	41			573521	ASCF-H-L1-14-20V
	24	48.2			573522	ASCF-H-L1-14-24V
	For valve terminal VTUG, size 18	4			13.6	8004928
5		15.75			8004929	ASCF-H-L1-18-5V
6		17.9			8004930	ASCF-H-L1-18-6V
7		20.5			8004931	ASCF-H-L1-18-7V
8		22.2			8004932	ASCF-H-L1-18-8V
9		24.35			8004933	ASCF-H-L1-18-9V
10		26.5			8004934	ASCF-H-L1-18-10V
12		30.8			8004935	ASCF-H-L1-18-12V
16		39.4	8004936	ASCF-H-L1-18-16V		
20		48	8004937	ASCF-H-L1-18-20V		
24		56.6	8004938	ASCF-H-L1-18-24V		

Datasheet

Ordering data		Used with	For modules with the following number of valves	Weight [g]	Part no.	Type
Inscription label holders (inscription labels)						
	Insertable label or paper/ cardboard strips.	For valve terminal VTOC	3	9.9	565571	ASCF-H-L2-3V
			4	11.5	565572	ASCF-H-L2-4V
			5	13.1	565573	ASCF-H-L2-5V
			6	14.7	565574	ASCF-H-L2-6V
			7	17.2	565575	ASCF-H-L2-7V
			8	18.8	565576	ASCF-H-L2-8V
			9	20.4	565577	ASCF-H-L2-9V
			10	22	565578	ASCF-H-L2-10V
			11	23.6	565579	ASCF-H-L2-11V
			12	25.2	565580	ASCF-H-L2-12V
			13	27.7	565581	ASCF-H-L2-13V
			14	29.3	565582	ASCF-H-L2-14V
			15	30.9	565583	ASCF-H-L2-15V
			16	32.5	565584	ASCF-H-L2-16V
			17	34.1	565585	ASCF-H-L2-17V
			18	35.7	565586	ASCF-H-L2-18V
			19	38.2	565587	ASCF-H-L2-19V
			20	39.8	565588	ASCF-H-L2-20V
			21	41.4	565589	ASCF-H-L2-21V
			22	43	565590	ASCF-H-L2-22V
			23	44.6	565591	ASCF-H-L2-23V
			24	46.2	565592	ASCF-H-L2-24V

Datasheet

Ordering data						
Inscription label holders	Carriers for inscription labels	Used with	For modules with the following number of valves	Weight [g]	Part no.	Type
	IBS-6x10 (4 pieces)	Valve terminal CPV in size 10	2	9	162560	CPV10-VI-BZ-T-2
	IBS-6x10 (6 pieces)		3	10	162561	CPV10-VI-BZ-T-3
	IBS-6x10 (8 pieces)		4	11	162562	CPV10-VI-BZ-T-4
	IBS-6x10 (10 pieces)		5	15	162563	CPV10-VI-BZ-T-5
	IBS-6x10 (12 pieces)		6	14	162564	CPV10-VI-BZ-T-6
	IBS-6x10 (14 pieces)		7	15	162565	CPV10-VI-BZ-T-7
	IBS-6x10 (16 pieces)		8	16	162566	CPV10-VI-BZ-T-8
	IBS-6x10 (4 pieces)		Valve terminal CPV in size 14	2	10	162567
	IBS-6x10 (6 pieces)	3		11	162568	CPV14-VI-BZ-T-3
	IBS-6x10 (8 pieces)	4		13	162569	CPV14-VI-BZ-T-4
	IBS-6x10 (10 pieces)	5		15	162570	CPV14-VI-BZ-T-5
	IBS-6x10 (12 pieces)	6		16	162571	CPV14-VI-BZ-T-6
	IBS-6x10 (14 pieces)	7		19	162572	CPV14-VI-BZ-T-7
	IBS-6x10 (16 pieces)	8		21	162573	CPV14-VI-BZ-T-8
	IBS-6x10 (4 pieces)	Valve terminal CPV in size 18		2	11	163293
	IBS-6x10 (6 pieces)		3	12	163294	CPV18-VI-BZ-T-3
	IBS-6x10 (8 pieces)		4	17	163295	CPV18-VI-BZ-T-4
	IBS-6x10 (10 pieces)		5	18	163296	CPV18-VI-BZ-T-5
	IBS-6x10 (12 pieces)		6	20	163297	CPV18-VI-BZ-T-6
	IBS-6x10 (14 pieces)		7	23	163298	CPV18-VI-BZ-T-7
IBS-6x10 (16 pieces)	8		29	163299	CPV18-VI-BZ-T-8	
	Insertable label or paper/ cardboard strips		Valve terminal CPV in size 10	2	8	194066
		3		10	194067	CPV10-VI-ST-3
		4		11	194068	CPV10-VI-ST-4
		5		13	194069	CPV10-VI-ST-5
		6		14	194070	CPV10-VI-ST-6
		7		15	194071	CPV10-VI-ST-7
		8		16	194072	CPV10-VI-ST-8
		Valve terminal CPV in size 14		2	10	194073
			3	11	194074	CPV14-VI-ST-3
			4	14	194075	CPV14-VI-ST-4
			5	15	194076	CPV14-VI-ST-5
			6	20	194077	CPV14-VI-ST-6
			7	19	194078	CPV14-VI-ST-7
			8	22	194079	CPV14-VI-ST-8
			Valve terminal CPV in size 18	2	11	194080
		3		13	194081	CPV18-VI-ST-3
		4		15	194082	CPV18-VI-ST-4
		5		18	194083	CPV18-VI-ST-5
		6		21	194084	CPV18-VI-ST-6
		7		23	194085	CPV18-VI-ST-7
8	28	194086		CPV18-VI-ST-8		

Ordering data – Accessories			
	Description	Part no.	Type
	Inscription labels 6x10 mm, 64 pieces, in a frame	18576	IBS-6x10
	Inscription labels 9x17 mm, 24 pieces, in a frame	161937	IBS-9x17
	Inscription labels 9x20 mm, 20 pieces, in a frame	18182	IBS-9x20
	Inscription labels for valve identification (CPVSC1...), 80 pieces, in a frame	197259	MH-BZ-80x

Festo - Your Partner in Automation



1 Festo Inc.
5300 Explorer Drive
Mississauga, ON L4W 5G4
Canada

Festo Customer Interaction Center
Tel: 1 877 463 3786
Fax: 1 877 393 3786
Email: customer.service.ca@festo.com



2 Festo Pneumatic
Av. Ceylán 3,
Col. Tequesquináhuac
54020 Tlalnepantla,
Estado de México

Multinational Contact Center
01 800 337 8669
ventas.mexico@festo.com



3 Festo Corporation
1377 Motor Parkway
Suite 310
Islandia, NY 11749

Festo Customer Interaction Center
1 800 993 3786
1 800 963 3786
customer.service.us@festo.com



4 Regional Service Center
7777 Columbia Road
Mason, OH 45040

Connect with us



www.festo.com/socialmedia



www.festo.com

Subject to change