

Solenoid valves VUVS/valve manifold VTUS



Festo core product range
Covers 80% of your automation tasks

Worldwide:
Superb:
Easy:


Always in stock
Festo quality at an attractive price
Reduces procurement and storing complexity



Ready for dispatch from the Festo factory in 24 hours
Held in stock in 13 service centres worldwide
More than 2200 products




Ready for dispatch in 5 days maximum from stock
Assembled for you in 4 service centres worldwide
Up to 6×10^{12} variants per product series



Solenoid valves VUVS/valve manifold VTUS

Key features



Innovative

- A reliable, heavy-duty valve with a long service life
- Design principle:
 - Piston spool with sealing ring (VUVS-LK)
 - Disc seat soft-sealing (VUVS-LT)
 - Piston spool with sealing cartridge (VUVS-L)
- Flow rate up to 1000 l/min with VUVS-LK and VUVS-LT
- Flow rate up to 2300 l/min with VUVS-L
- Wide range of valve functions

Versatile

- Operating voltage can be easily altered by changing the solenoid coil (VUVS-L and VUVS-LT)
- In-line valves can be used as individual valves or manifold valves
- Variable pressure zones
- Wide range of mounting options

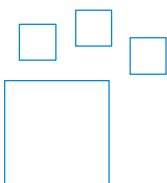
Reliable

- Ergonomic, reliable operation
- Reliable servicing thanks to valves that can be replaced quickly and easily

Easy to install

- Pre-assembled units on rails
- Individual valves assembled ready for installation
- Common supply manifolds for mounting on one or both sides
- Secure mounting on wall or H-rail

Product configurator



Configurable product
This product and all its options can be ordered using the configurator.

The configurator can be found under Products on the DVD or at
→ www.festo.com/catalogue/...

Enter the type (or part number) in the search field:

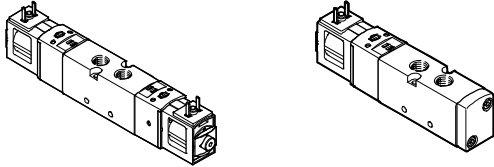
- | | |
|-----------|---------|
| • VUVS-20 | 576516 |
| • VUVS-25 | 8022014 |
| • VUVS-30 | 8022017 |
| • VTUS-20 | 577304 |
| • VTUS-25 | 8022016 |
| • VTUS-30 | 8022019 |

Solenoid valves VUVS/valve manifold VTUS

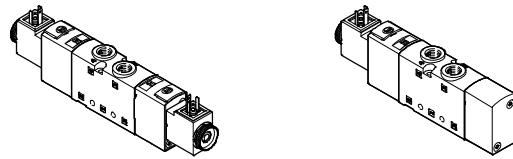
Key features

Solenoid valves VUVS


In-line valve VUVS-LK as individual valve (piston spool valve)



In-line valve VUVS-LT as individual valve (disc seat valve)



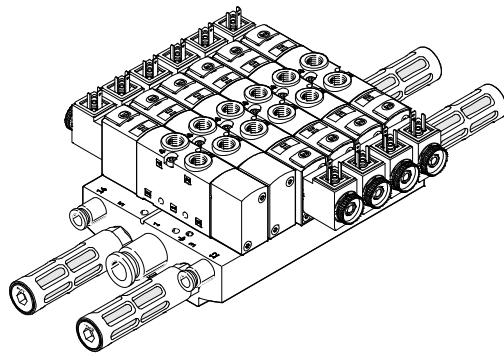
In-line valve VUVS-L as individual valve (piston spool valve)



In-line valves are designed to be used without pneumatic linking. All pneumatic connections are on the valve and can be equipped with fittings/tubing.

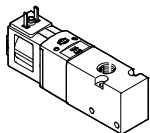
By using a special seal set, the in-line valves can also be mounted on a manifold rail (pneumatic linking) as semi in-line valves.

Valve manifold VTUS



Equipment options

VUVS-LK



- 3/2- and 5/2-way valves, with solenoid coil
- Size 20 (21 mm), size 25 (26.5 mm) and size 30 (31 mm)

Valve functions of VUVS-LK

3/2-way valve, normal position open, single solenoid:

- Internal pilot air supply
- Reset via pneumatic spring
- Direction of flow not reversible

5/2-way single solenoid valve:

- Internal pilot air supply
- Reset via pneumatic spring
- Direction of flow not reversible

5/2-way double solenoid valve:

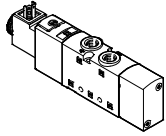
- Internal pilot air supply
- Direction of flow not reversible

Solenoid valves VUVS/valve manifold VTUS

Key features

Equipment options

VUVS-LT



- 3/2-, 2x 3/2 and 5/2-way valves, with or without solenoid coil
- Size 25 (26.5 mm)

Valve functions of VUVS-LT

3/2-way valve, normal position open, single solenoid:

- Internal/external pilot air supply
- Reset via mechanical spring
- Direction of flow not reversible

3/2-way valve, normal position closed, single solenoid:

- Internal/external pilot air supply
- Reset via mechanical spring
- Direction of flow not reversible

2x 3/2-way valve, normal position open, single solenoid:

- Internal/external pilot air supply
- Reset via mechanical spring
- Direction of flow not reversible

2x 3/2-way valve, normal position closed, single solenoid:

- Internal/external pilot air supply
- Reset via mechanical spring
- Direction of flow not reversible

2x 3/2-way valve, normal position 1x open, 1x closed, single solenoid:

- Internal/external pilot air supply
- Reset via mechanical spring
- Direction of flow not reversible

5/2-way single solenoid valve:

- Internal/external pilot air supply
- Reset via mechanical spring
- Direction of flow can be reversed in the case of external pilot air supply

5/2-way double solenoid valve:

- Internal/external pilot air supply
- Direction of flow not reversible



New

VUVS-LK30

VUVS-LT25, VTUS-25

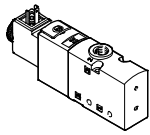
FESTO

Solenoid valves VUVS / Valve manifold VTUS

Key features

Equipment options

VUVS-L



- 3/2-, 5/2- and 5/3-way valves, with or without solenoid coil
- Size 20 (21 mm), size 25 (26.5 mm) and size 30 (31 mm)

Valve functions of VUVS-L

3/2-way valve, normal position open, single solenoid:

- Internal/external pilot air supply
- Reset via pneumatic/mechanical spring
- Direction of flow can be reversed in the case of external pilot air supply

3/2-way valve, normal position closed, single solenoid:

- Internal/external pilot air supply
- Reset via pneumatic/mechanical spring
- Direction of flow can be reversed in the case of external pilot air supply

5/2-way single solenoid valve:

- Internal/external pilot air supply
- Reset via pneumatic/mechanical spring
- Direction of flow can be reversed in the case of external pilot air supply

5/2-way double solenoid valve:

- Internal/external pilot air supply
- Direction of flow can be reversed in the case of external pilot air supply

5/3-way valve, mid-position exhausted, pressurised or closed:

- Internal/external pilot air supply
- Reset via mechanical spring
- Direction of flow can be reversed in the case of external pilot air supply



Note

The operating voltage of valves VUVS-L and VUVS-LT can be varied by

changing the solenoid coil on the armature guide tube.

Key features

- A maximum of 16 valve positions can be configured in the standard version (for VUVS-L variant only)
- A maximum of 12 valve positions can be configured in the compact version (maximum of 10 valve positions for VUVS-LK variant)
- Valve positions 2 ... 10 can be configured in increments of 1, valve positions 10 ... 16 in increments of 2
- Manifold block with a maximum of 10 valve positions
- Extension module with 2 valve positions
- Common supply manifold with a maximum of 10 valve positions
- Creation of pressure zones (maximum 9 pressure zones in the case of a valve manifold with 16 valve positions)

Design

Valve replacement

Each valve is attached to the manifold block using two screws. The appropriate seal is mounted on the valve.

This means that the valves can be easily replaced.

Extension

Valve positions covered with blanking plates can be replaced with valves at a later date. The dimensions, mounting points and existing pneumatic installations remain unchanged.

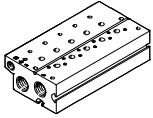
Extension modules with two valve positions are available for the standard manifold block. A manifold block can be extended with a maximum of three extension modules.

Solenoid valves VUVS / Valve manifold VTUS

Key features

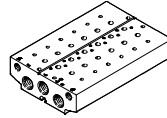
Standard manifold block (not for VUVS-LK valves)

For 3/2-way valves



- Connection
Size 20: G3/8
Size 25: G1/2
Size 30: G3/4
- For valves with external pilot air supply
- Maximum 10 valve positions

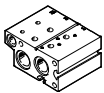
For 5/2- and 5/3-way valves



- Connection
Size 20: G3/8
Size 25: G1/2
Size 30: G3/4
- For valves with external pilot air supply
- Maximum 10 valve positions

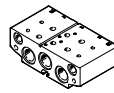
Extension module for standard manifold block (not for valves VUVS-LK)

For 3/2-way valves



- Connection
Size 20: G3/8
Size 25: G1/2
Size 30: G3/4
- Maximum two valve positions

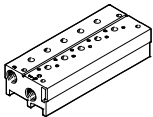
For 5/2- and 5/3-way valves



- Connection
Size 20: G3/8
Size 25: G1/2
Size 30: G3/4
- Maximum two valve positions

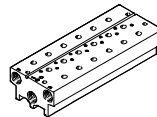
Compact manifold block

For 3/2-way valves



- Connection
Size 20: G1/4
Size 25: G3/8
Size 30: G1/2
- Maximum 10 valve positions

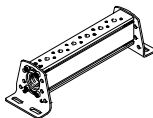
For 5/2- and 5/3-way valves



- Connection
Size 20: G1/4
Size 25: G3/8
Size 30: G1/2
- Maximum 10 valve positions

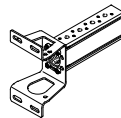
Common supply manifold

Mounting on both sides



- Connection
Size 20: G3/8
Size 25: G1/2
Size 30: G3/4
- Maximum 10 valve positions

Mounting on one side



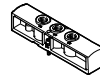
- Connection
Size 20: G3/8
Size 25: G1/2
Size 30: G3/4
- Maximum 4 valve positions

Blanking plate for unused valve position



For covering unused valve positions

Supply plate



For additional air supply and exhaust via a valve position

Separator for pressure zones



For creating pressure zones
(maximum 9 pressure zones permitted)

Note

A filter must be installed upstream of the intake air getting into the valve valves operated in vacuum mode. This prevents any foreign matter in

the intake air getting into the valve (e.g. when operating a suction cup).

Solenoid valves VUVS/valve manifold VTUS

Key features – Pneumatics

Creating pressure zones and separating exhaust air


Compressed air is supplied and exhausted via the manifold block/common supply manifold and via supply plates.

The position of the supply plates and duct separations can be freely selected with the VTUS.

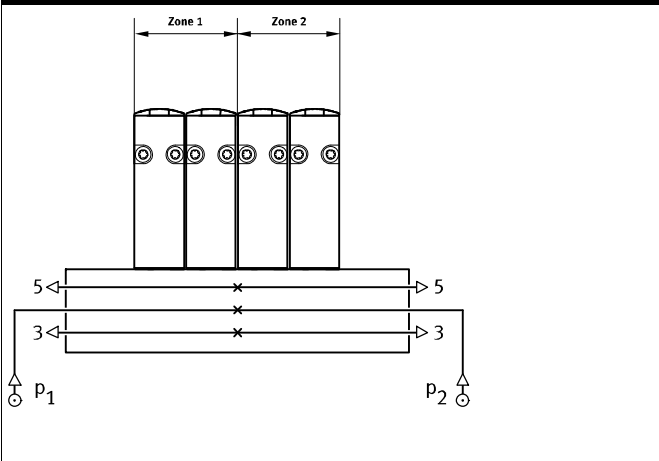
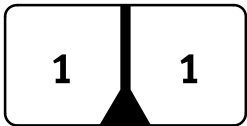
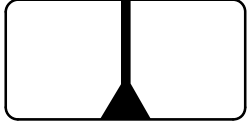
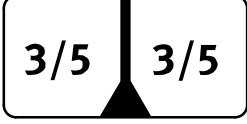
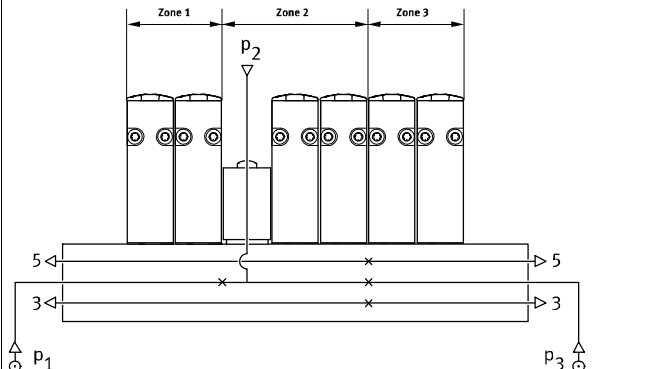
A pressure zone is created by isolating the internal ducts between the valve positions using an appropriate separator.

The separator can be used in the following ducts:

- Duct 1
- Duct 3
- Duct 5

 Note

- Use a separator if the exhaust air pressures are high
- Use at least one supply plate/supply for each pressure zone
- Pressure zone separation is not possible in ducts 12 and 14 (pilot air supply)

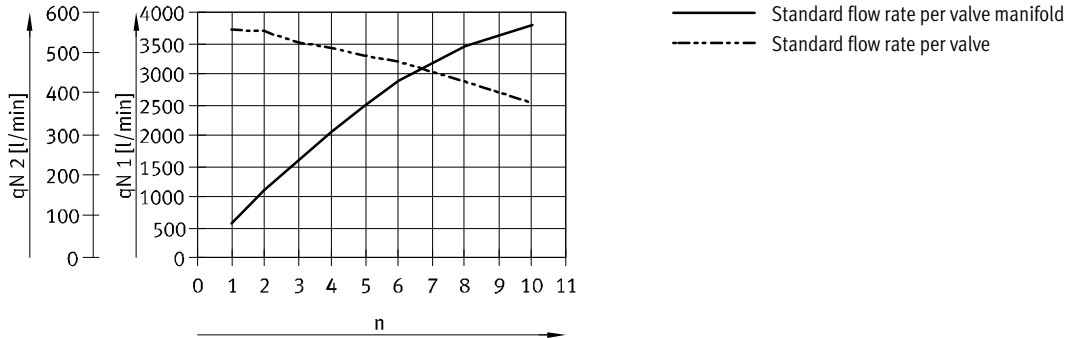
Duct separation	Description
	<p>The pressure zones can be freely configured with the VTUS. The following duct separations are possible:</p> <ul style="list-style-type: none"> • Duct 1 closed  <ul style="list-style-type: none"> • Duct 1/3/5 closed  <ul style="list-style-type: none"> • Duct 3/5 closed 
	<p>The number of pressure zones with the VTUS is limited by the number of valve positions on the manifold block/common supply manifold. Note that each supply plate occupies one valve position. There must always be at least two valve positions between two separators. In the case of a maximum extension of 16 valve positions, a maximum of 9 pressure zones can be created.</p>

Solenoid valves VUVS/valve manifold VTUS

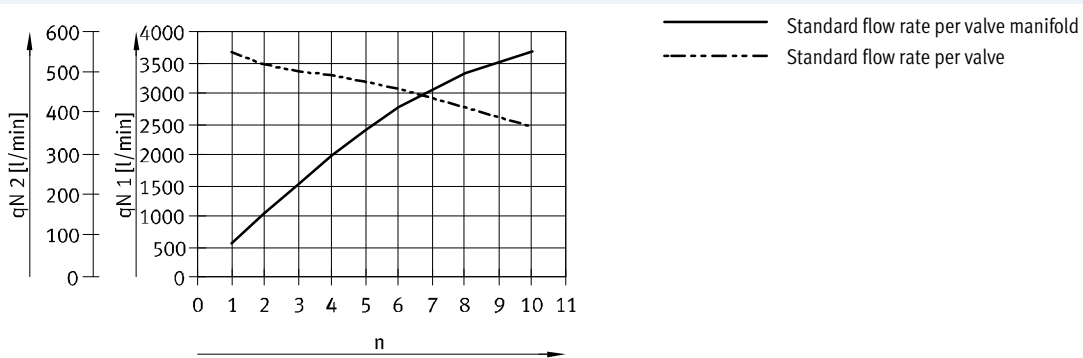
Key features – Pneumatics, VUVS-LK

Standard nominal flow rate q_{nN} , with several valves n connected in parallel, size 20

For 3/2-way valves, individual valve and valve manifold



For 5/2-way valves, individual valve and valve manifold

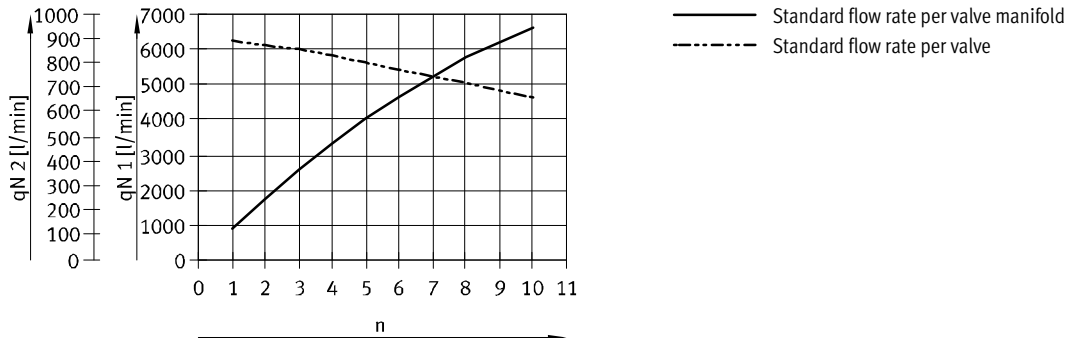


Solenoid valves VUVS/valve manifold VTUS

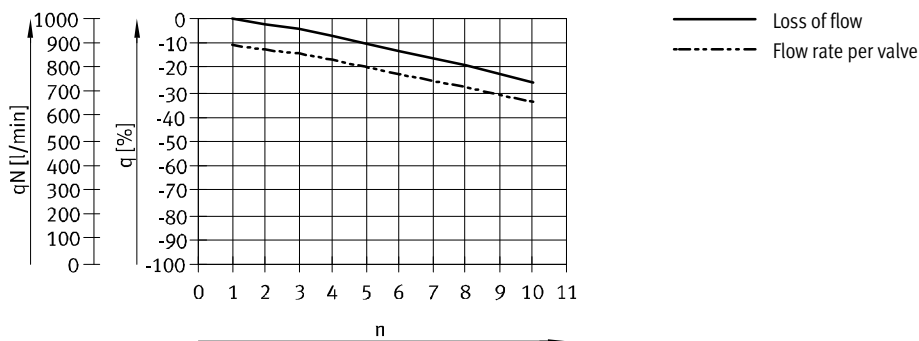
Key features – Pneumatics, VUVS-LK

Standard nominal flow rate q_N , with several valves n connected in parallel, size 25

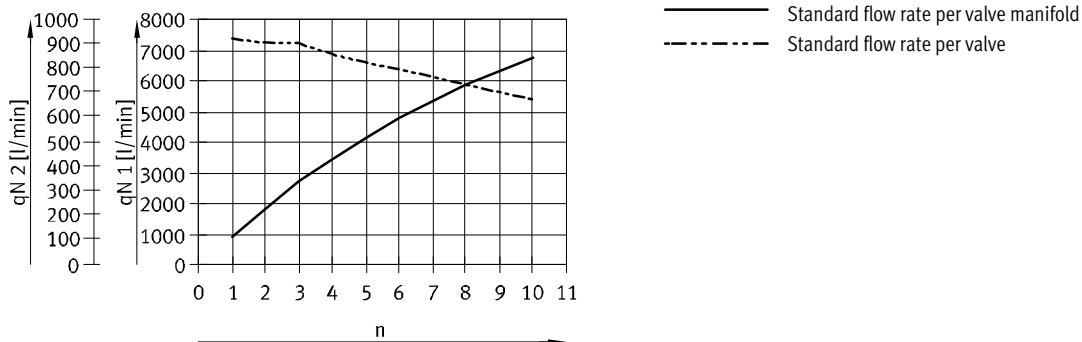
For 3/2-way valves, individual valve and valve manifold



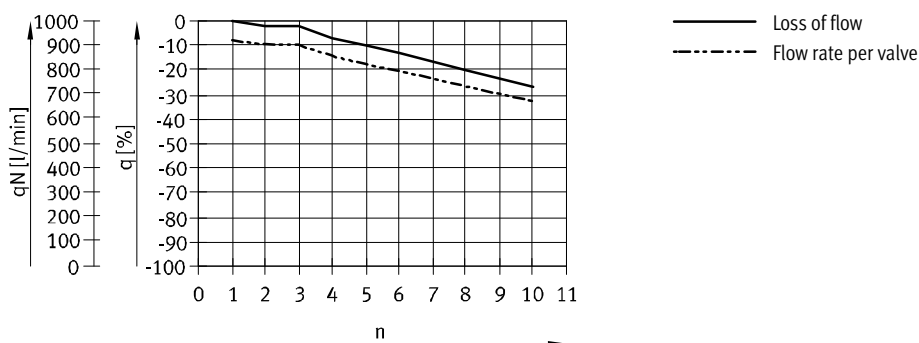
For 3/2-way valves, individual valve



For 5/2-way valves, individual valve and valve manifold



For 5/2-way valves, individual valve

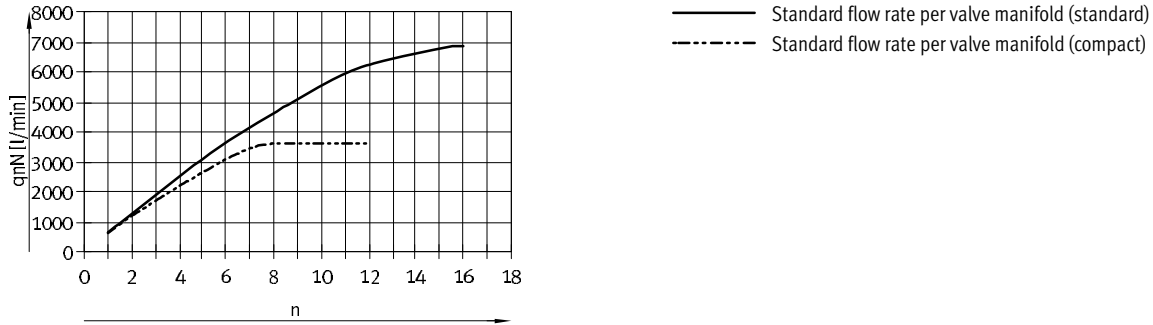


Solenoid valves VUVS/valve manifold VTUS

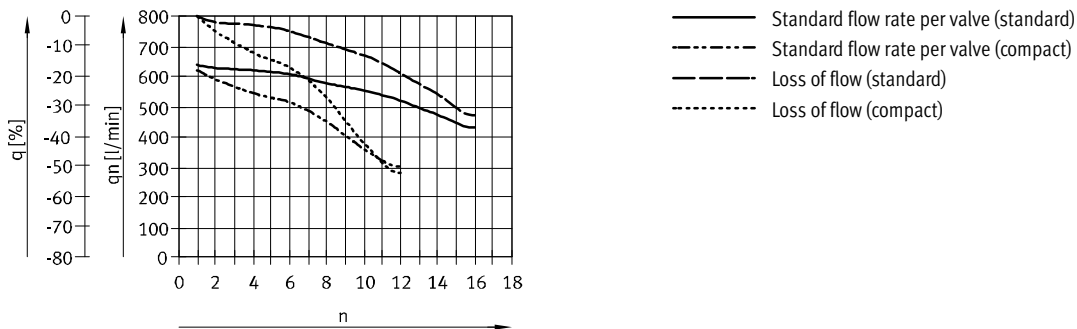
Key features – Pneumatics, VUVS-L

Standard nominal flow rate q_{nN} , with several valves n connected in parallel, size 20

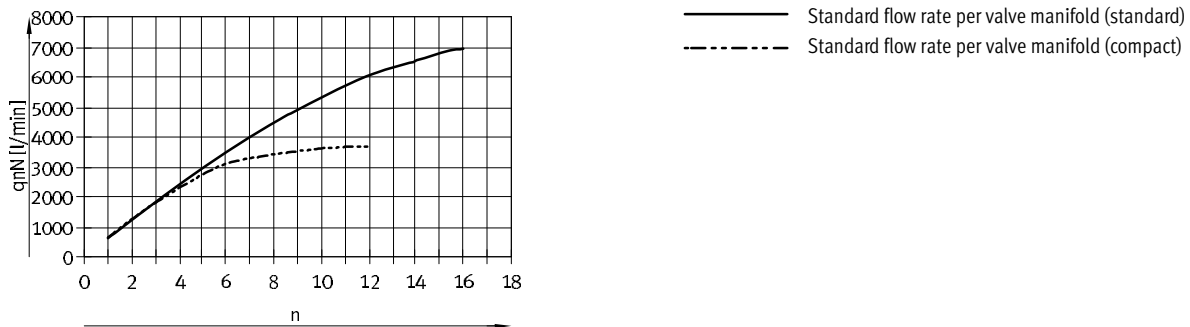
For 3/2-way valves, valve manifold



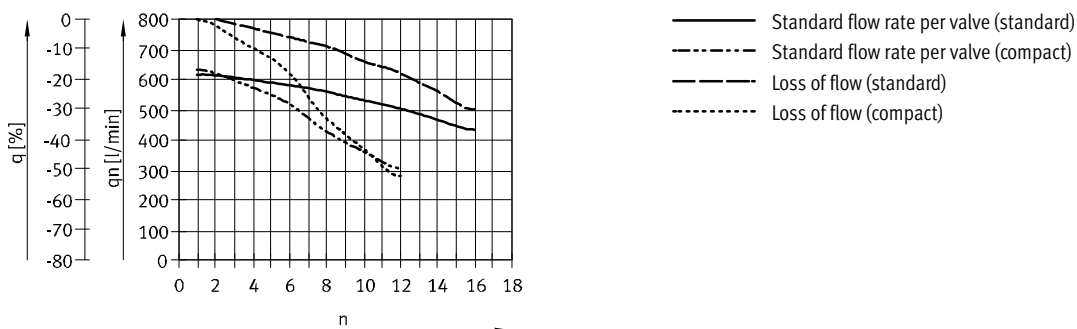
For 3/2-way valves, individual valve



For 5/2-way valves, valve manifold



For 5/2-way valves, individual valve

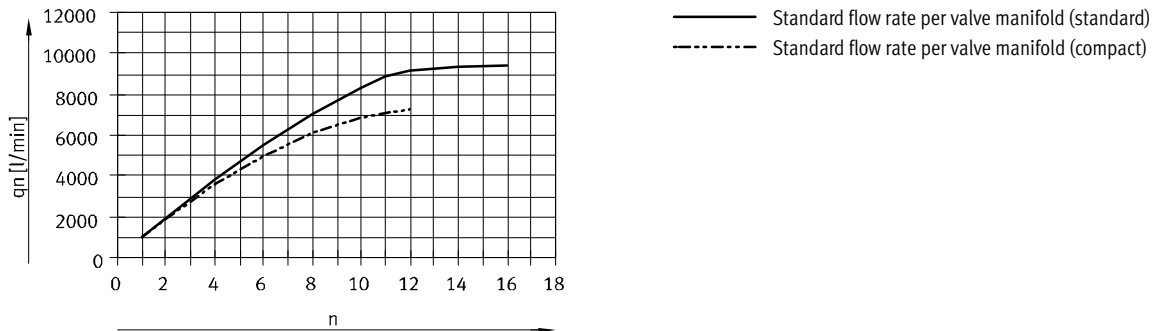


Solenoid valves VUVS/valve manifold VTUS

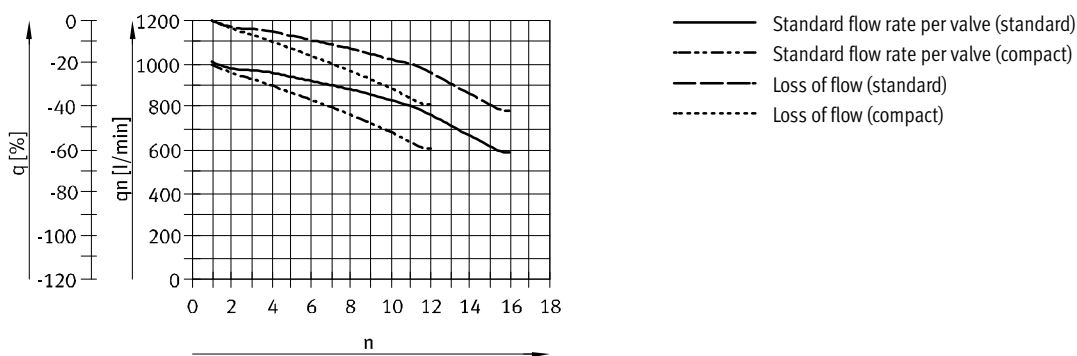
Key features – Pneumatics, VUVS-L

Standard nominal flow rate $q_n N$, with several valves n connected in parallel, size 25

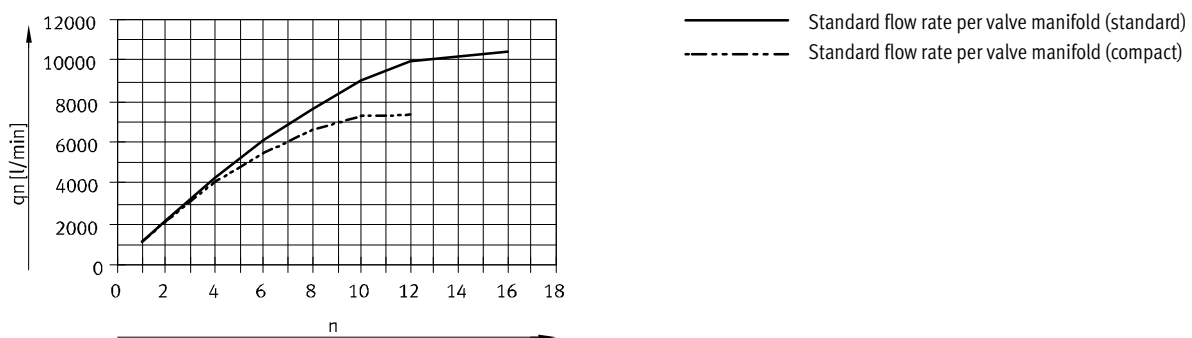
For 3/2-way valves, valve manifold



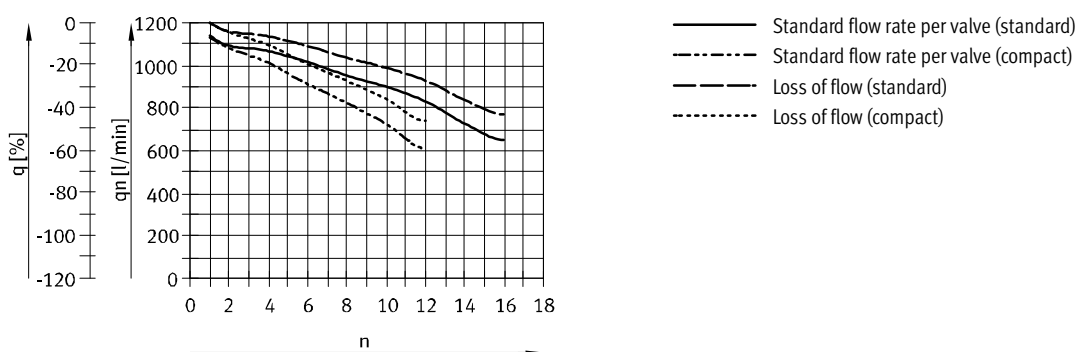
For 3/2-way valves, individual valve



For 5/2-way valves, valve manifold



For 5/2-way valves, individual valve

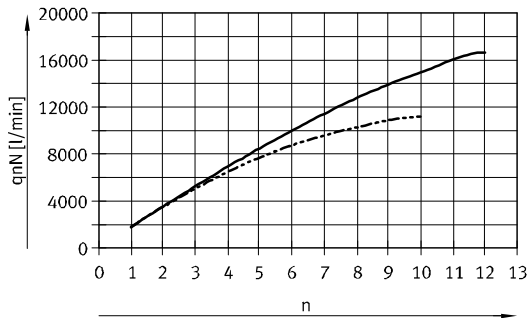


Solenoid valves VUVS/valve manifold VTUS

Key features – Pneumatics, VUVS-L

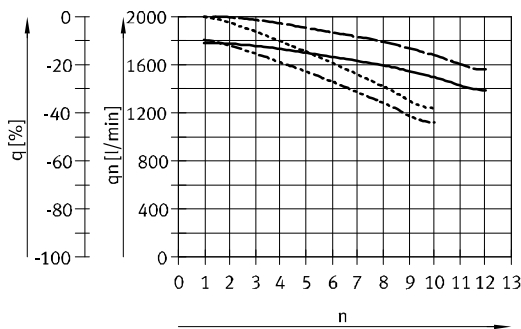
Standard nominal flow rate q_{nN} , with several valves n connected in parallel, size 30

For 3/2-way valves, valve manifold



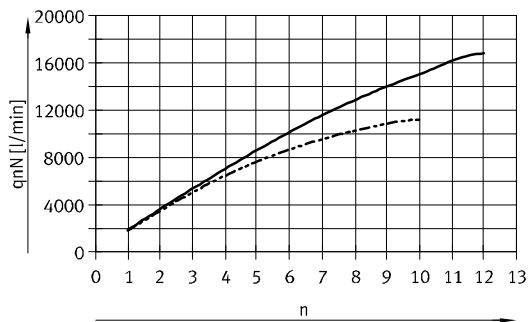
- Standard flow rate per valve manifold (standard)
- - - Standard flow rate per valve manifold (compact)

For 3/2-way valves, individual valve



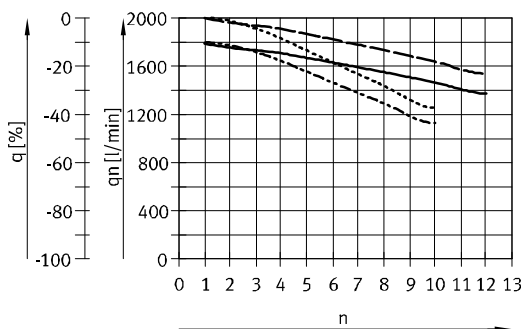
- Standard flow rate per valve (standard)
- - - Standard flow rate per valve (compact)
- · - Loss of flow (standard)
- · · Loss of flow (compact)

For 5/2- and 5/3-way valves, valve manifold



- Standard flow rate per valve manifold (standard)
- - - Standard flow rate per valve manifold (compact)

For 5/2- and 5/3-way valves, individual valve



- Standard flow rate per valve (standard)
- - - Standard flow rate per valve (compact)
- · - Loss of flow (standard)
- · · Loss of flow (compact)


Solenoid valves VUVS/valve manifold VTUS

Key features – Pneumatics

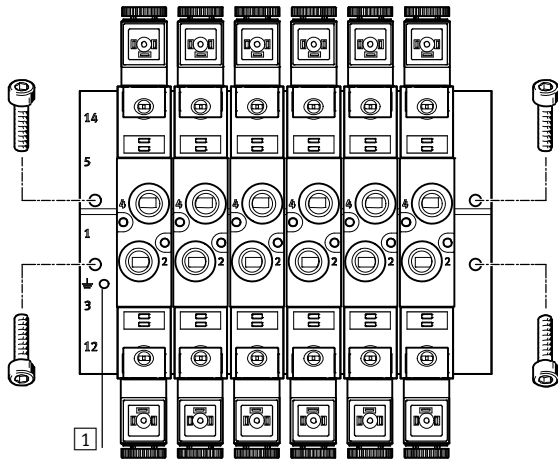
Mounting valve manifold VTUS

Sturdy manifold assembly owing to:

- Four through-holes for wall mounting
- H-rail mounting

 - Note
Use the thread M4/M5 provided on the manifold block for earthing the valve manifold.

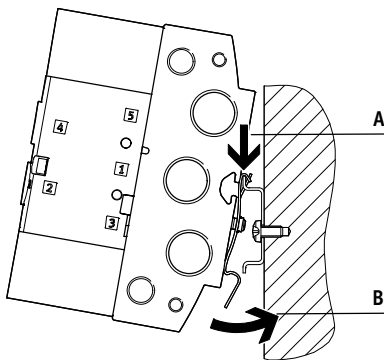
Wall mounting



Sturdy wall mounting of the manifold block using four through-holes.


1 Earth terminal

H-rail mounting



The H-rail mounting VAME-T-M... consists of two mounting clips. These are screwed to the manifold block on the left and right.

The valve manifold VTUS is then lowered onto the H-rail from above (arrow A) and clipped into the H-rail at the bottom (arrow B).

 - Note

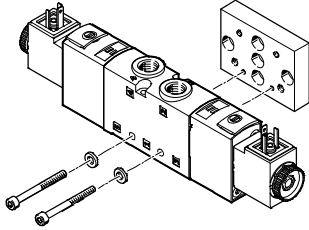
- Note the max. tightening torque of the screws for H-rail mounting
- Only horizontal H-rail mounting is permissible
- Mounting only possible on H-rail TH 35-... to EN 60715
- Vibration/shock loads are not permissible with H-rail mounting
- Further information on assembly → Assembly instructions for H-rail mounting VAME-T-M...

Solenoid valves VUVS/valve manifold VTUS

Key features – Assembly

Mounting individual valve VUVS

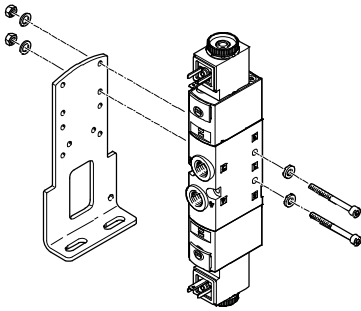
Wall mounting



For mounting individual valves on a flat surface, e.g. aluminium profile systems.
The solenoid valves are provided with two through-holes for attaching to the wall mounting VAME-B10-20-W.

The relevant screw set is included when the wall mounting VAME-B10-20-W is ordered.

Foot mounting

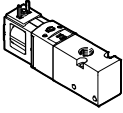
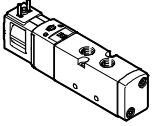
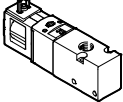
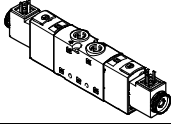
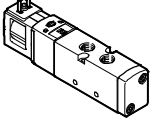


For mounting individual valves on a flat surface, e.g. aluminium profile systems.
The solenoid valves are provided with two through-holes for attaching to the foot mounting VAME-B10-...-A.

The relevant screw set is included when the foot mounting VAME-B10-...-A is ordered.


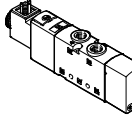
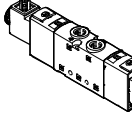
Solenoid valves VUVS/valve manifold VTUS

Product range overview

Valve	Size	Working port	Order code for valves and flow rate [l/min]										→ Page/ Internet	
			M32C	M32U	T32C	T32U	T32H	M52	B52	P53C	P53U	P53E		
3/2-way valve VUVS-LK														
	20	G1/8	■ 550	-	-	-	-	-	-	-	-	-	-	49
	25	G1/4	■ 1000	-	-	-	-	-	-	-	-	-	-	63
	30	G3/8	■ 1600	-	-	-	-	-	-	-	-	-	-	86
5/2-way valve VUVS-LK														
	20	G1/8	-	-	-	-	-	-	■ 550	■ 550	-	-	-	49
	25	G1/4	-	-	-	-	-	-	■ 1000	■ 1000	-	-	-	63
	30	G3/8	-	-	-	-	-	-	■ 1600	■ 1600	-	-	-	86
3/2-way valve VUVS-LT														
	25	G1/4	■ 1000	■ 1000	-	-	-	-	-	-	-	-	-	99
2x 3/2-way valve VUVS-LT														
	25	G1/4	-	-	■ 1000	■ 1000	■ 1000	-	-	-	-	-	-	99
5/2-way valve VUVS-LT														
	25	G1/4	-	-	-	-	-	-	■ 1000	■ 1000	-	-	-	99

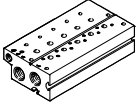

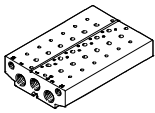

Solenoid valves VUVS/valve manifold VTUS

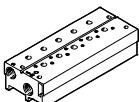
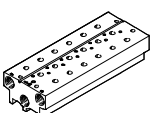
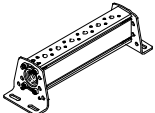
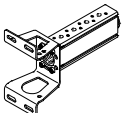
Product range overview

Valve	Size	Working port	Order code for valves and flow rate [l/min]										→ Page/ Internet	
			M32C	M32U	T32C	T32U	T32H	M52	B52	P53C	P53U	P53E		
3/2-way valve VUVS-L														
	20	G1/8	■ 700	■ 700	-	-	-	-	-	-	-	-	-	104
	25	G1/4	■ 1000	■ 1000	-	-	-	-	-	-	-	-	-	123
	30	G3/8	■ 2300	■ 2300	-	-	-	-	-	-	-	-	-	144
5/2-way valve VUVS-L														
	20	G1/8	-	-	-	-	-	-	■ 700	■ 700	-	-	-	104
	25	G1/4	-	-	-	-	-	-	■ 1300	■ 1300	-	-	-	123
	30	G3/8	-	-	-	-	-	-	■ 2300	■ 2300	-	-	-	144
5/3-way valve VUVS-L														
	20	G1/8	-	-	-	-	-	-	-	-	■ 700	■ 600	■ 600	104
	25	G1/4	-	-	-	-	-	-	-	-	■ 1200	■ 1000	■ 1000	123
	30	G3/8	-	-	-	-	-	-	-	-	■ 2000	■ 1600	■ 1600	144

Solenoid valves VUVS/valve manifold VTUS

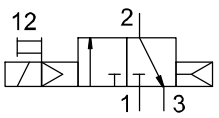
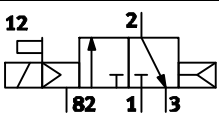
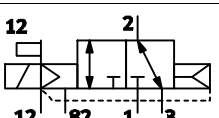
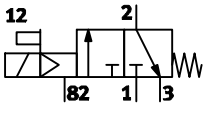
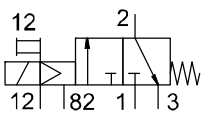
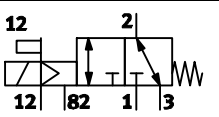
Product range overview

Design	Size	Description	→ Page/ Internet
Manifold block for 3/2-way valves, standard (not for valves VUVS-LK)			
	20	VABM-B10-20E-G38- ... P3	Connection size G3/8
	25	VABM-B10-25E-G12- ... P3	Connection size G1/2
	30	VABM-B10-30E-G34- ... -P3	Connection size G3/4
Manifold block extension module for 3/2-way valves, standard (not for valves VUVS-LK)			
	20	VABM-B10-20EEE-G38- ... -P3	Connection size G3/8
	25	VABM-B10-25EEE-G12- ... -P3	Connection size G1/2
	30	VABM-B10-30EEE-G34- ... -P3	Connection size G3/4
Manifold block for 5/2- and 5/3-way valves, standard			
	20	VABM-B10-20E-G38- ...	Connection size G3/8
	25	VABM-B10-25E-G12- ...	Connection size G1/2
	30	VABM-B10-30E-G34- ...	Connection size G3/4
Manifold block extension module for 5/2- and 5/3-way valves, standard			
	20	VABM-B10-20EEE-G38- ...	Connection size G3/8
	25	VABM-B10-25EEE-G12- ...	Connection size G1/2
	30	VABM-B10-30EEE-G34- ...	Connection size G3/4

Design type	Size	Description	→ Page/ Internet
Manifold block for 3/2-way valves, compact			
	20	VABM-B10-20S-G14- ... P3	Connection size G1/4
	25	VABM-B10-25S-G38- ... P3	Connection size G3/8
	30	VABM-B10-30S-G12- ...-P3	Connection size G1/2
Manifold block for 5/2- and 5/3-way valves, compact			
	20	VABM-B10-20S-G14- ...	Connection size G1/4
	25	VABM-B10-25S-G38- ...	Connection size G3/8
	30	VABM-B10-30S-G12- ...	Connection size G1/2
Common supply manifold, for mounting on both sides			
	20	VABM-B10-20-G38- ... -P53	Connection size G3/8
	25	VABM-B10-25-G12- ... -P53	Connection size G1/2
	30	VABM-B10-30-G34- ... -P53	Connection size G3/4
Common supply manifold, for mounting on one side			
	20	VABM-B10-20-G38- ... -P53-E	Connection size G3/8
	25	VABM-B10-25-G12- ... -P53-E	Connection size G1/2
	30	VABM-B10-30-G34- ... -P53-E	Connection size G3/4

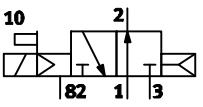
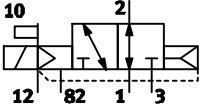
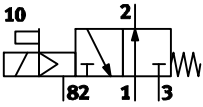
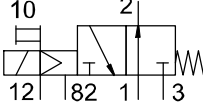
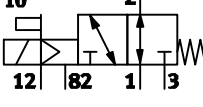
Solenoid valves VUVS/valve manifold VTUS

Overview of valve functions

Valve	Order code for valves	Description	VUVS-LK			VUVS-LT		VUVS-L		
			Size			Size		Size		
			20	25	30	25		20	25	30
3/2-way valve, normally closed, pneumatic spring										
	M32C	Internal pilot air supply, not reversible	■	■	■	-	-	-	-	-
		Internal pilot air supply, not reversible	-	-	-	-	■	■	■	-
		External pilot air supply, reversible	-	-	-	-	■	■	■	-
3/2-way valve, normally closed, mechanical spring										
	M32C	Internal pilot air supply, not reversible	-	-	-	■	■	■	■	-
		External pilot air supply, not reversible	-	-	-	■	-	-	-	-
		External pilot air supply, reversible	-	-	-	-	■	■	■	-

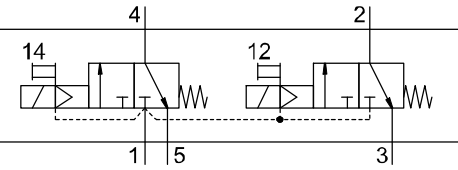
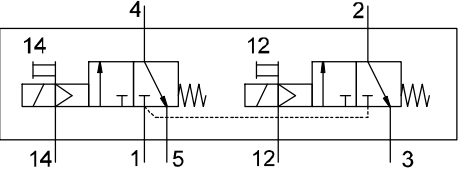
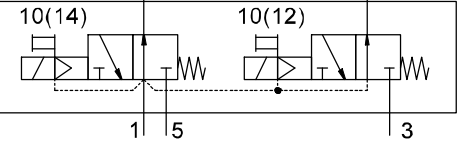
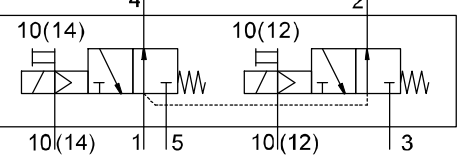
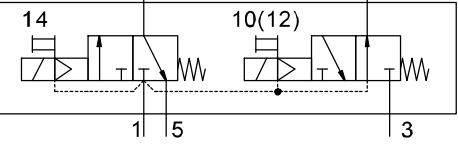
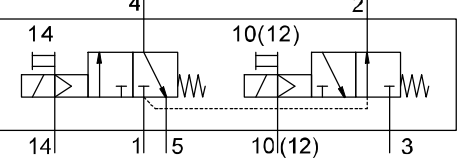
Solenoid valves VUVS/valve manifold VTUS

Overview of valve functions

Valve	Order code for valves	Description	VUVS-LK			VUVS-LT	VUVS-L		
			Size			Size	Size		
			20	25	30	25	20	25	30
3/2-way valve, normally open, pneumatic spring									
	M32U	Internal pilot air supply, not reversible	-	-	-	-	■	■	■
		External pilot air supply, reversible	-	-	-	-	■	■	■
3/2-way valve, normally open, mechanical spring									
	M32U	Internal pilot air supply, not reversible	-	-	-	■	■	■	■
		External pilot air supply, not reversible	-	-	-	■	-	-	-
		External pilot air supply, reversible	-	-	-	-	■	■	■

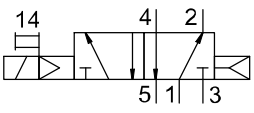
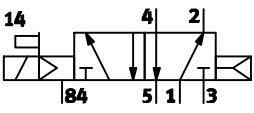
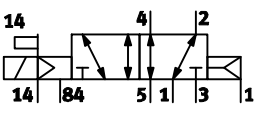
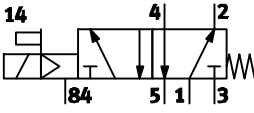
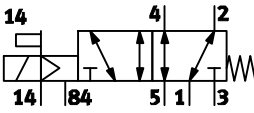
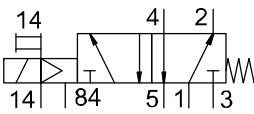
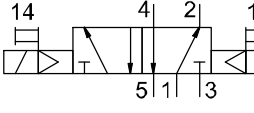
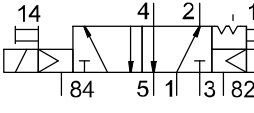
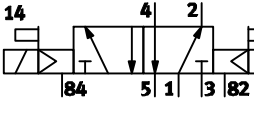
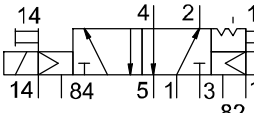
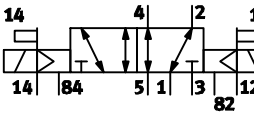
Solenoid valves VUVS/valve manifold VTUS

Overview of valve functions

Valve	Order code for valves	Description	VUVS-LK			VUVS-LT		VUVS-L		
			Size			Size		Size		
			20	25	30	25		20	25	30
2x 3/2-way valve, normal position closed, mechanical spring										
	T32C	Internal pilot air supply, not reversible	-	-	-	■	-	-	-	
	T32C	External pilot air supply, not reversible	-	-	-	■	-	-	-	
2x 3/2-way valve, normal position open, mechanical spring										
	T32U	Internal pilot air supply, not reversible	-	-	-	■	-	-	-	
	T32U	External pilot air supply, not reversible	-	-	-	■	-	-	-	
2x 3/2-way valve, normal position 1x open, 1x closed, mechanical spring										
	T32H	Internal pilot air supply, not reversible	-	-	-	■	-	-	-	
	T32H	External pilot air supply, not reversible	-	-	-	■	-	-	-	

Solenoid valves VUVS/valve manifold VTUS

Overview of valve functions

Valve	Order code for valves	Description	VUVS-LK			VUVS-LT	VUVS-L		
			Size			Size	Size		
			20	25	30	25	20	25	30
5/2-way valve, single solenoid, pneumatic spring									
	M52	Internal pilot air supply, not reversible	■	■	■	-	-	-	-
		Internal pilot air supply, not reversible	-	-	-	-	■	■	■
		External pilot air supply, reversible	-	-	-	-	■	■	■
5/2-way valve, single solenoid, mechanical spring									
	M52	<ul style="list-style-type: none"> Internal pilot air supply, not reversible Reset: mechanical spring, supported internally by pneumatic spring 	-	-	-	■	■	■	■
		External pilot air supply, reversible	-	-	-	-	■	■	■
		<ul style="list-style-type: none"> External pilot air supply, not reversible Reset: mechanical spring, supported internally by pneumatic spring 	-	-	-	■	-	-	-
5/2-way double solenoid valve									
	B52	Internal pilot air supply, not reversible	■	■	■	-	-	-	-
		<ul style="list-style-type: none"> Internal pilot air supply, not reversible Holding the switching position: via latch 	-	-	-	■	-	-	-
		Internal pilot air supply, not reversible	-	-	-	-	■	■	■
		<ul style="list-style-type: none"> External pilot air supply, not reversible Holding the switching position: via latch 	-	-	-	■	-	-	-
		External pilot air supply, reversible	-	-	-	-	■	■	■

Solenoid valves VUVS/valve manifold VTUS

Overview of valve functions

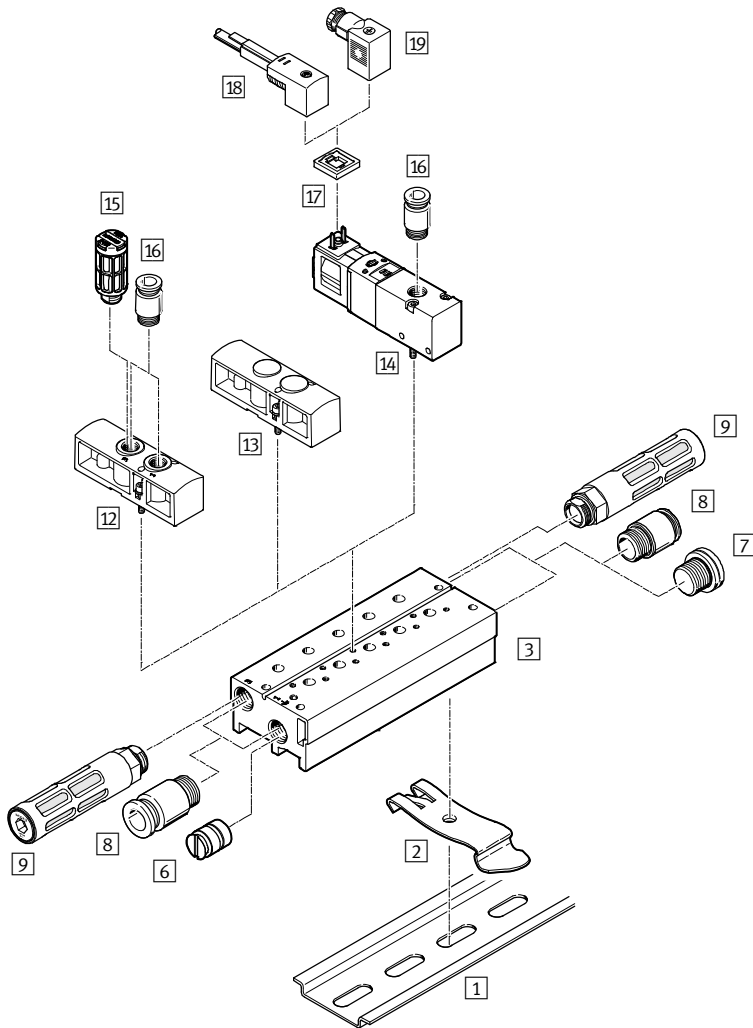


Valve	Order code for valves	Description	VUVS-L		
			Size		
			20	25	30
5/3-way valve, mechanical spring, closed					
	P53C	Internal pilot air supply, not reversible	■	■	■
		External pilot air supply, reversible	■	■	■
5/3-way valve, mechanical spring, pressurised					
	P53U	Internal pilot air supply, not reversible	■	■	■
		External pilot air supply, reversible	■	■	■
5/3-way valve, mechanical spring, exhausted					
	P53E	Internal pilot air supply, not reversible	■	■	■
		External pilot air supply, reversible	■	■	■

Solenoid valves VUVS-LK/valve manifold VTUS

Peripherals overview VUVS-LK

Manifold block for 3/2-way valves

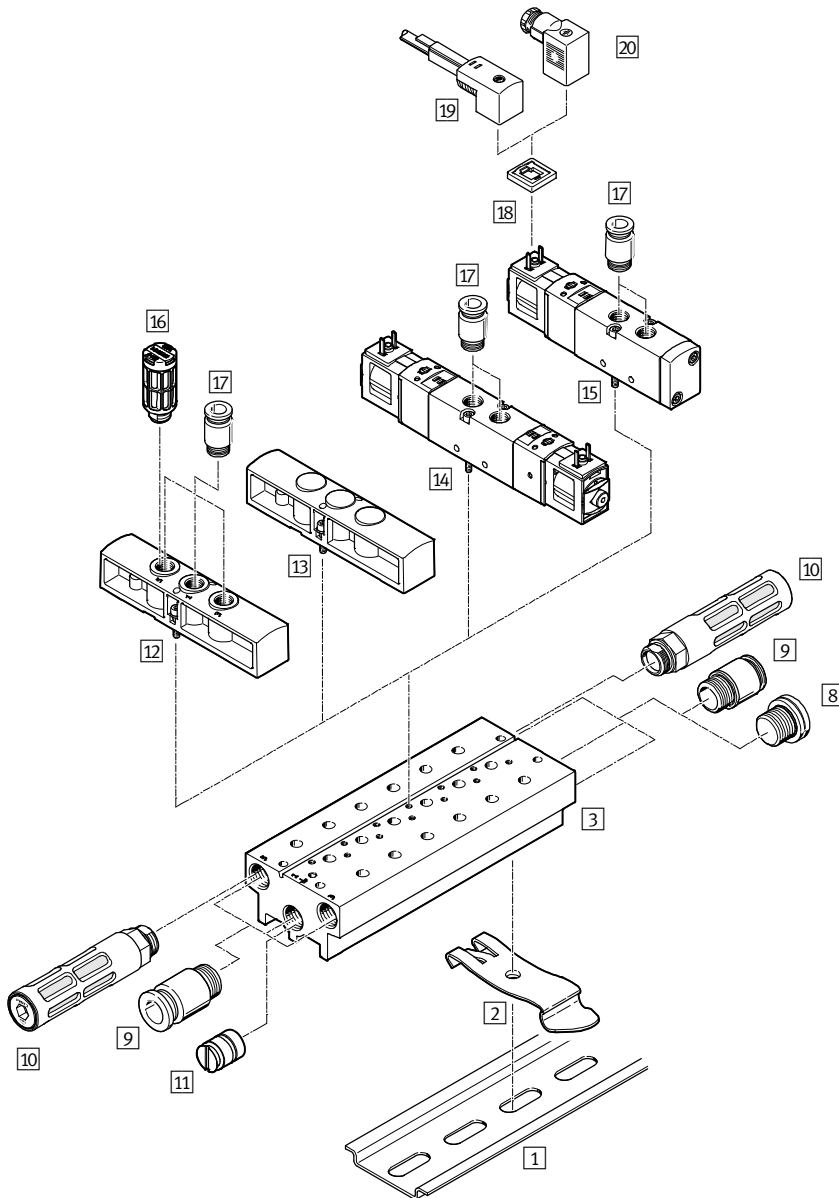


Designation	Description	→ Page/Internet
1 H-rail	–	–
2 H-rail mounting	For H-rail mounting	178, 191, 204
3 Compact manifold block	For 3/2-way valves, no port for external pilot air supply	174, 187, 200
6 Separator	For creating pressure zones in ports 1 and 3	178, 191, 204
7 Blanking plug	For ports 1 and 3, supply and exhaust ports	178, 191, 204
8 Push-in fitting	For ports 1 and 3, supply and exhaust ports	177, 190, 203
9 Silencer	For port 3, exhaust	178, 191, 204
12 Supply plate	For additional air supply and exhaust via a valve position	176, 189, 202
13 Blanking plate	For covering unused valve positions	176, 189, 202
14 Solenoid valve	3/2-way valve, with solenoid coil	59, 73, 86
15 Silencer	For port 3, exhaust	178, 191, 204
16 Push-in fitting	For ports 1 and 3, supply and exhaust ports with supply plate, for port 2, working port, on the valve	177, 190, 203
17 Illuminating seal	For indicating the switching status	56, 74, 87
18 Plug socket with cable	For solenoid valves VUVS	56, 74, 87
19 Plug socket	For solenoid valves VUVS	56, 74, 87

Solenoid valves VUVS-LK/valve manifold VTUS

Peripherals overview VUVS-LK

Manifold block for 5/2-way valves



Designation	Description	→ Page/Internet
1 H-rail	–	–
2 H-rail mounting	For H-rail mounting	178, 191, 204
3 Compact manifold block	For 5/2-way valves, no port for external pilot air supply	174, 187, 200
8 Blanking plug	For ports 1, 3 and 5, supply and exhaust ports	178, 191, 204
9 Push-in fitting	For ports 1, 3 and 5, supply and exhaust ports	177, 190, 203
10 Silencer	For ports 3 and 5, exhaust	178, 191, 204
11 Separator	For creating pressure zones in ports 1, 3 and 5	178, 191, 204
12 Supply plate	For additional air supply and exhaust via a valve position	176, 189, 202

Solenoid valves VUVS-LK/valve manifold VTUS

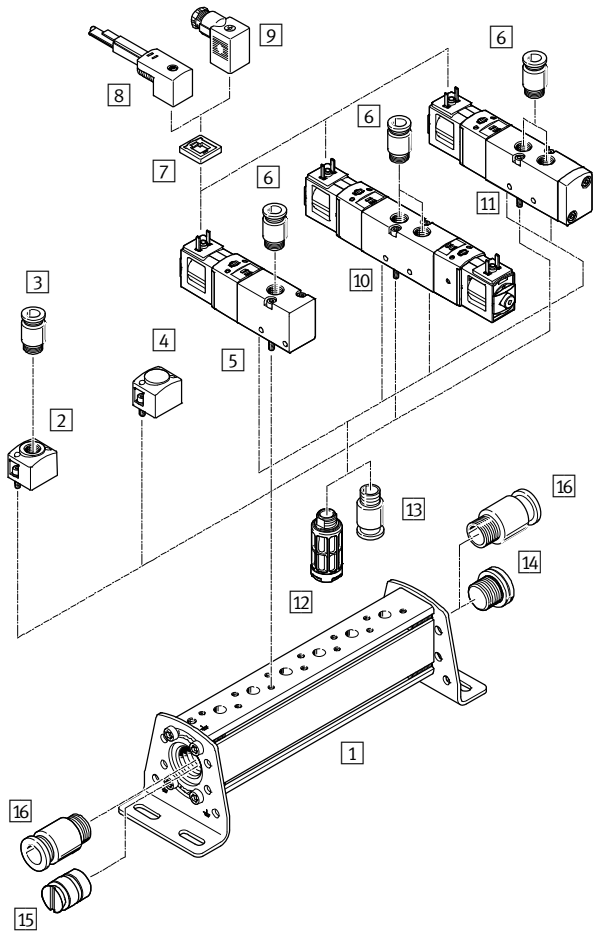
Peripherals overview VUVS-LK

Designation	Description	→ Page/Internet
13 Blanking plate	For covering unused valve positions	176, 189, 202
14 Solenoid valve	5/2-way double solenoid valve, with solenoid coil	59, 73, 86
15 Solenoid valve	5/2-way single solenoid valve, with solenoid coil	59, 73, 86
16 Silencer	For ports 3 and 5, exhaust	178, 191, 204
17 Push-in fitting	For ports 1, 3 and 5, supply and exhaust ports with supply plate, for ports 2 and 4, working port, on the valve	177, 190, 203
18 Illuminating seal	For indicating the switching status	56, 74, 87
19 Plug socket with cable	For solenoid valves VUVS	56, 74, 87
20 Plug socket	For solenoid valves VUVS	56, 74, 87

Solenoid valves VUVS-LK/valve manifold VTUS

Peripherals overview VUVS-LK

Common supply manifold for mounting on both sides

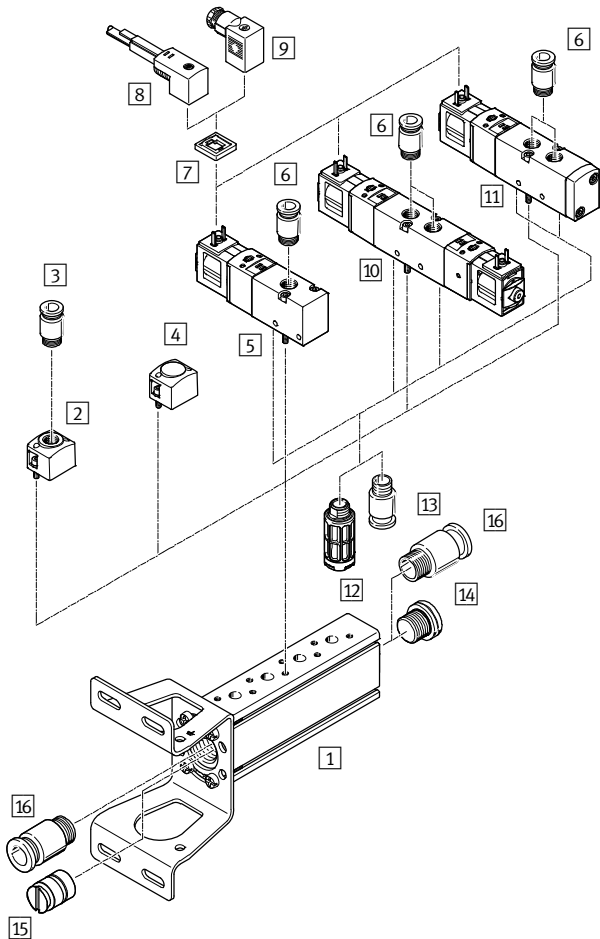


Designation	Description	→ Page/Internet
1	Common supply manifold	175, 188, 188
2	Supply plate	For additional air supply via a valve position
3	Push-in fitting	For port 1
4	Blanking plate	For covering unused valve positions
5	Solenoid valve	3/2-way valve, with solenoid coil
6	Push-in fitting	For ports 2, 4, working port
7	Illuminating seal	For indicating the switching status
8	Plug socket with cable	For solenoid valves VUVS
9	Plug socket	For solenoid valves VUVS
10	Solenoid valve	5/2-way double solenoid valve, with solenoid coil
11	Solenoid valve	5/2-way single solenoid valve, with solenoid coil
12	Silencer	For ports 3 and 5, exhaust, on the valve
13	Push-in fitting	For ports 3 and 5, exhaust, on the valve
14	Blanking plug	For port 1, supply port
15	Separator	For creating pressure zones
16	Push-in fitting	For port 1, supply port

Solenoid valves VUVS-LK/valve manifold VTUS

Peripherals overview VUVS-LK

Common supply manifold for mounting on one side

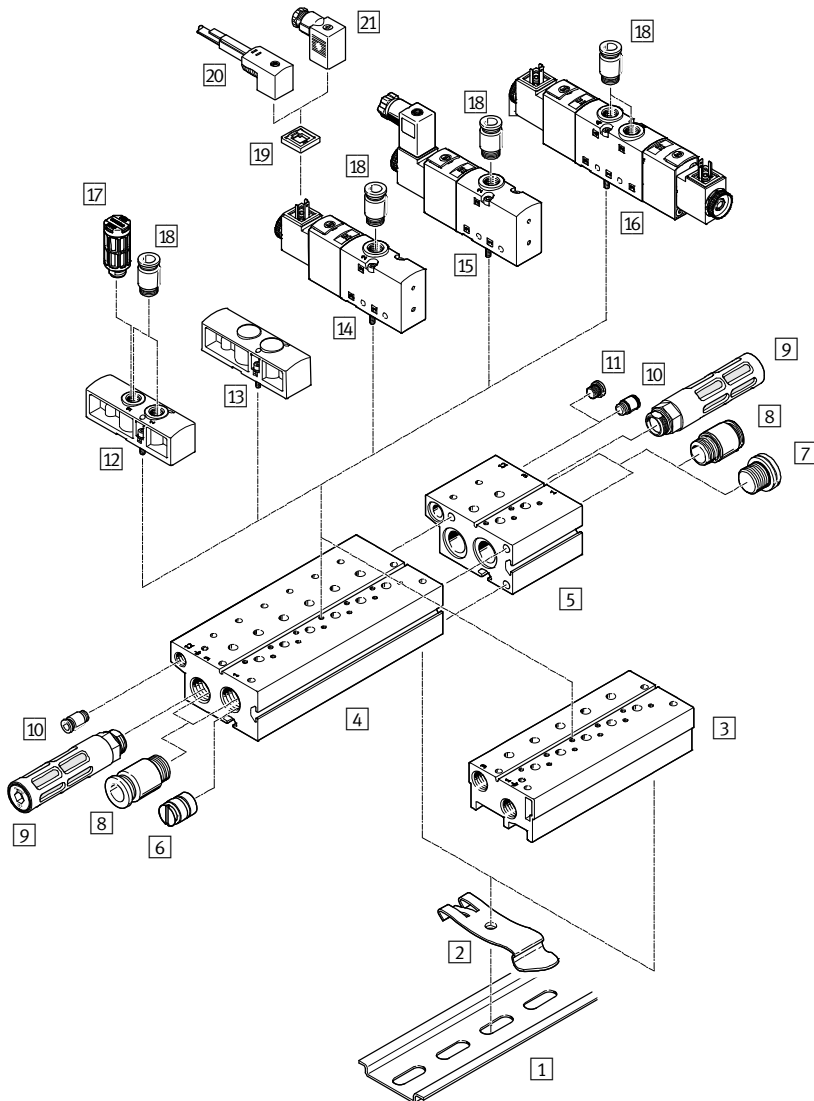


Designation	Description	→ Page/Internet
1 Common supply manifold	–	175, 188, 201
2 Supply plate	For additional air supply via a valve position	176, 189, 202
3 Push-in fitting	For port 1, supply port	177, 190, 203
4 Blanking plate	For covering unused valve positions	176, 189, 202
5 Solenoid valve	3/2-way valve, with solenoid coil	59, 73, 86
6 Push-in fitting	For ports 2 and 4, working port	177, 190, 203
7 Illuminating seal	For indicating the switching status	56, 74, 87
8 Plug socket with cable	For solenoid valves VUVS	56, 74, 87
9 Plug socket	For solenoid valves VUVS	56, 74, 87
10 Solenoid valve	5/2-way double solenoid valve, with solenoid coil	59, 73, 86
11 Solenoid valve	5/2-way single solenoid valve, with solenoid coil	59, 73, 86
12 Silencer	For ports 3 and 5, exhaust, on the valve	178, 191, 204
13 Push-in fitting	For ports 3 and 5, on the valve	177, 190, 203
14 Blanking plug	For port 1, supply port	178, 191, 204
15 Separator	For creating pressure zones	178, 191, 204
16 Push-in fitting	For port 1, supply port	177, 190, 203

Solenoid valves VUVS-L/valve manifold VTUS

Peripherals overview VUVS-LT, VUVS-L

Manifold block for 3/2-way valves



Designation	Description	→ Page/Internet
1	H-rail	–
2	H-rail mounting	For H-rail mounting
3	Compact manifold block	For 3/2-way valves, no port for external pilot air supply
4	Standard manifold block	For 3/2-way valves, with port 10/12 for external pilot air supply
5	Extension module	For standard manifold block, with port 10/12 for external pilot air supply
6	Separator	For creating pressure zones in ports 1 and 3
7	Blanking plug	For ports 1 and 3, supply and exhaust ports
8	Push-in fitting	For ports 1 and 3, supply and exhaust ports
9	Silencer	For port 3, exhaust
10	Push-in fitting	For port 10/12, external pilot air supply, for standard manifold block only
11	Blanking plug	For port 10/12, external pilot air supply, for standard manifold block only
12	Supply plate	For additional air supply and exhaust via a valve position
13	Blanking plate	For covering unused valve positions
14	Solenoid valve	3/2-way valve, with solenoid coil

Solenoid valves VUVS-L/valve manifold VTUS

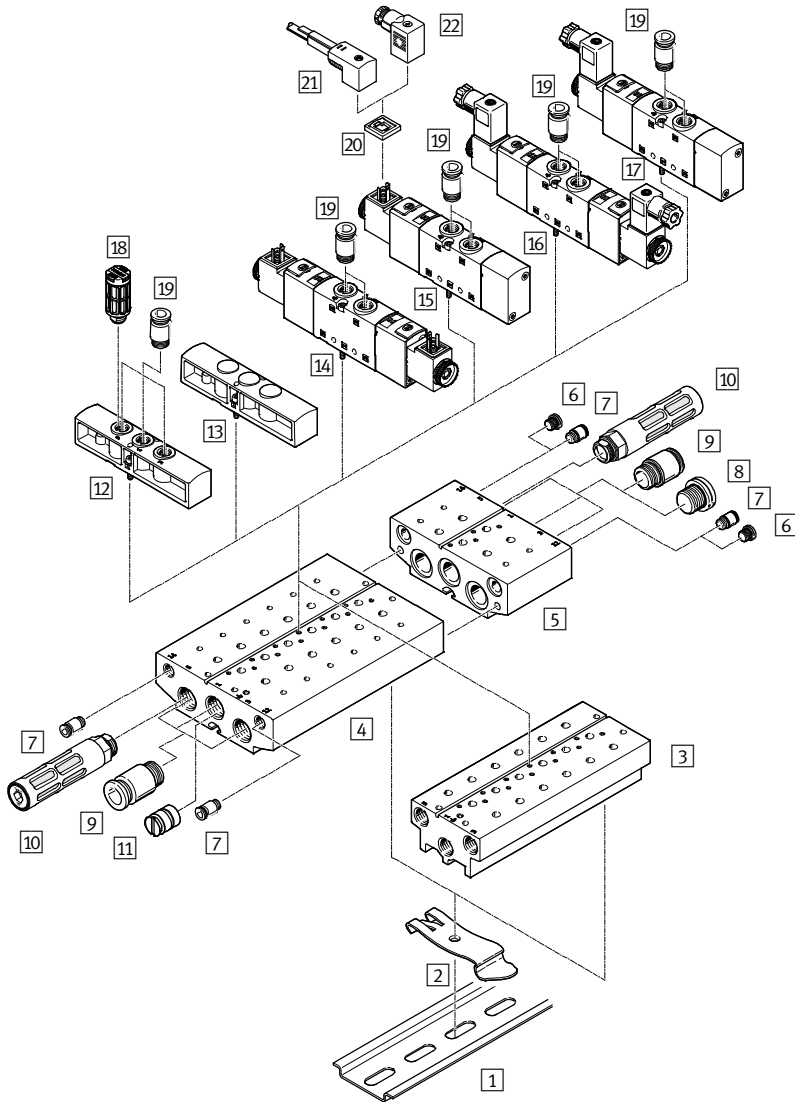
Peripherals overview VUVS-LT, VUVS-L

Designation	Description	→ Page/Internet
15 Solenoid valve	3/2-way valve, with solenoid coil and plug socket	117, 136, 157
16 Solenoid valve	2x 3/2-way valve, with solenoid coil	96
17 Silencer	For port 3, exhaust	178, 191, 204
18 Push-in fitting	For ports 1 and 3, supply and exhaust ports with supply plate, for port 2, working port, on the valve	177, 190, 203
19 Illuminating seal	For indicating the switching status	120, 141, 161
20 Plug socket with cable	For solenoid valves VUVS	120, 141, 161
21 Plug socket	For solenoid valves VUVS	120, 141, 161

Solenoid valves VUVS-L/valve manifold VTUS

Peripherals overview VUVS-LT, VUVS-L

Manifold block for 5/2- and 5/3-way valves



Designation	Description	→ Page/Internet
1	H-rail	-
2	H-rail mounting	For H-rail mounting
3	Compact manifold block	For 5/2- and 5/3-way valves, no port for external pilot air supply
4	Standard manifold block	For 5/2- and 5/3-way valves, with ports 12 and 14 for external pilot air supply
5	Extension module	For standard manifold block, with ports 12 and 14 for external pilot air supply
6	Blanking plug	For ports 12 and 14, external pilot air supply, for standard manifold block only
7	Push-in fitting	For ports 12 and 14, external pilot air supply, for standard manifold block only
8	Blanking plug	For ports 1, 3 and 5, supply and exhaust ports
9	Push-in fitting	For ports 1, 3 and 5, supply and exhaust ports
10	Silencer	For ports 3 and 5, exhaust
11	Separator	For creating pressure zones in ports 1, 3 and 5
12	Supply plate	For additional air supply and exhaust via a valve position

Solenoid valves VUVS-L/valve manifold VTUS

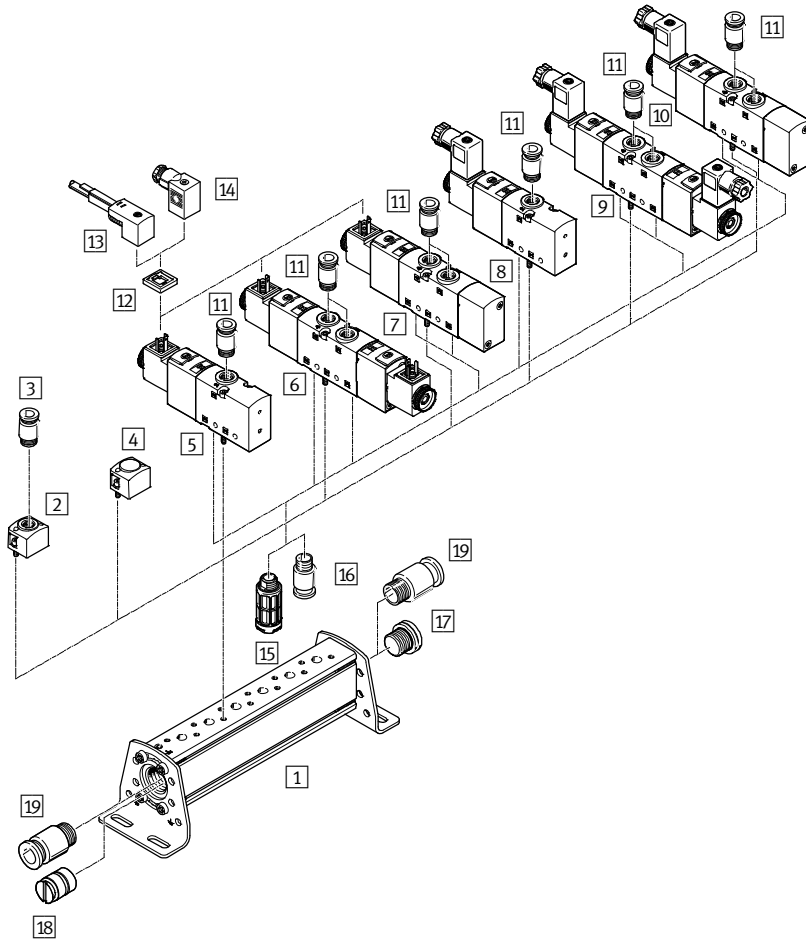
Peripherals overview VUVS-LT, VUVS-L

Designation	Description	→ Page/Internet
13 Blanking plate	For covering unused valve positions	176, 189, 202
14 Solenoid valve	5/3-way valve and 5/2-way valve, double solenoid, with solenoid coil	115, 134, 99, 155
15 Solenoid valve	5/2-way single solenoid valve, with solenoid coil	115, 134, 99, 155
16 Solenoid valve	5/3-way valve and 5/2-way valve, double solenoid, with solenoid coil and plug socket	118, 138, 159
17 Solenoid valve	5/2-way single solenoid valve, with solenoid coil and plug socket	118, 138, 159
18 Silencer	For ports 3 and 5, exhaust	178, 191, 204
19 Push-in fitting	For ports 1, 3 and 5, supply and exhaust ports with supply plate, for ports 2 and 4, working port, on the valve	177, 190, 203
20 Illuminating seal	For indicating the switching status	120, 141, 101, 161
21 Plug socket with cable	For solenoid valves VUVS	120, 141, 101, 161
22 Plug socket	For solenoid valves VUVS	120, 141, 161

Solenoid valves VUVS-L/valve manifold VTUS

Peripherals overview VUVS-LT, VUVS-L

Common supply manifold for mounting on both sides

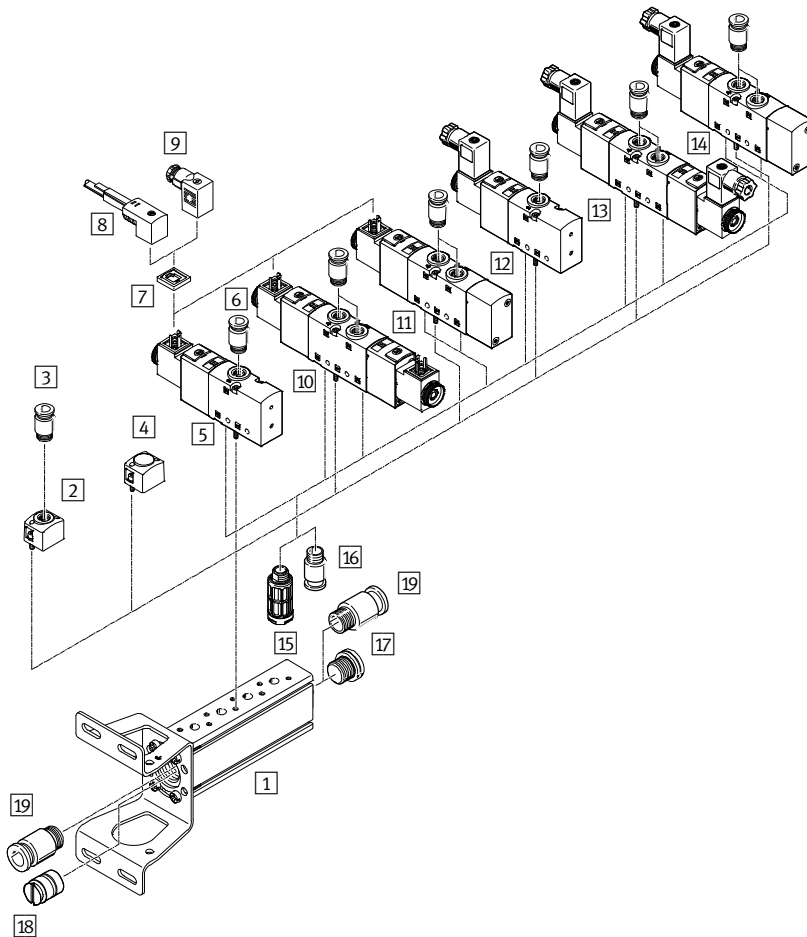


Designation	Description	→ Page/Internet
1	Common supply manifold	175, 188, 201
2	Supply plate	For additional air supply via a valve position 176, 189, 202
3	Push-in fitting	For port 1 177, 190, 203
4	Blanking plate	For covering unused valve positions 176, 189, 202
5	Solenoid valve	3/2-way valve, with solenoid coil 115, 134, 155
6	Solenoid valve	5/3-way valve and 5/2-way valve, double solenoid, with solenoid coil 2x 3/2-way valve, with solenoid coil 115, 134, 99, 155 96
7	Solenoid valve	5/2-way single solenoid valve, with solenoid coil 115, 134, 99, 155
8	Solenoid valve	3/2-way valve, with solenoid coil and plug socket 117, 136, 157
9	Solenoid valve	5/3-way valve and 5/2-way valve, double solenoid, with solenoid coil and plug socket 117, 138, 159
10	Solenoid valve	5/2-way single solenoid valve, with solenoid coil and plug socket 117, 138, 159
11	Push-in fitting	For ports 2, 4, working port 177, 190, 203
12	Illuminating seal	For indicating the switching status 120, 141, 101, 161
13	Plug socket with cable	For solenoid valves VUVS 120, 141, 101, 161
14	Plug socket	For solenoid valves VUVS 120, 141, 161
15	Silencer	For ports 3 and 5, exhaust, on the valve 178, 191, 204
16	Push-in fitting	For ports 3 and 5, exhaust, on the valve 177, 190, 203
17	Blanking plug	For port 1, supply port 178, 191, 204
18	Separator	For creating pressure zones 178, 191, 204
19	Push-in fitting	For port 1, supply port 177, 190, 203

Solenoid valves VUVS-L/valve manifold VTUS

Peripherals overview VUVS-LT, VUVS-L


Common supply manifold for mounting on one side



Designation	Description	→ Page/Internet
1	Common supply manifold	175, 188, 201
2	Supply plate	For additional air supply via a valve position 176, 189, 202
3	Push-in fitting	For port 1, supply port 177, 190, 203
4	Blanking plate	For covering unused valve positions 176, 189, 202
5	Solenoid valve	3/2-way valve, with solenoid coil 116, 96, 155
6	Push-in fitting	For ports 2 and 4, working port 177, 190, 203
7	Illuminating seal	For indicating the switching status 120, 141, 101, 161
8	Plug socket with cable	For solenoid valves VUVS 120, 141, 101, 161
9	Plug socket	For solenoid valves VUVS 120, 141, 161
10	Solenoid valve	5/3-way valve and 5/2-way valve, double solenoid, with solenoid coil 2x 3/2-way valve, with solenoid coil 115, 134, 99, 155 96
11	Solenoid valve	5/2-way single solenoid valve, with solenoid coil 115, 134, 99, 155
12	Solenoid valve	3/2-way valve, with solenoid coil 115, 134, 155
13	Solenoid valve	5/3-way valve and 5/2-way valve, double solenoid, with solenoid coil and plug socket 117, 138, 159
14	Solenoid valve	5/2-way single solenoid valve, with solenoid coil and plug socket 117, 138, 159
15	Silencer	For ports 3 and 5, exhaust, on the valve 178, 191, 204
16	Push-in fitting	For ports 3 and 5, on the valve 177, 190, 203
17	Blanking plug	For port 1, supply port 178, 191, 204
18	Separator	For creating pressure zones 178, 191, 204
19	Push-in fitting	For port 1, supply port 177, 190, 203

Valve manifold VTUS

Technical data – Valve manifold

-  Flow rate
- Size 20:
up to 700 l/min
- Size 25:
up to 1300 l/min
- Size 30:
up to 2300 l/min



General technical data				
Size		20	25	30
Valve manifold configuration		Fixed grid		
Valve width	[mm]	21	26.5	31
Valve design	VUUS-L	Piston spool	Piston spool	Piston spool
	VUUS-LT	–	Disc seat	–
Electrical actuation		Individual connection		
Reset method for valves	VUUS-L	Pneumatic or mechanical spring		
	VUUS-LT	Mechanical spring		
Pilot air supply port		Internal or external		
Flow direction	VUUS-L	Reversible with restrictions		
	VUUS-LT	Non-reversible		
Suitable for vacuum	VUUS-L	Yes with external pilot air supply		
	VUUS-LT	Yes with external pilot air supply		
Non-overlapping	VUUS-L	Yes		
	VUUS-LT	No		
Sealing principle		Soft		
Max. no. of valve positions		16 (a maximum of 18 valve positions with extension for standard manifold block)		
Max. number of pressure zones		9		
Exhaust air function		With flow control		
Type of actuation		Electrical		
Nominal operating voltage	[V DC]	12, 24		
	[V AC]	24, 110, 120, 230, 240		
Standard nominal flow rate q _{nN}	[l/min]	600 ... 700	1000 ... 1300	1600 ... 2300
Pilot air connection	Standard manifold block	12/14	G1/8	G1/8
	Compact manifold block	12/14	On the valve	On the valve
	Supply manifold	12/14	On the valve	On the valve
Pilot exhaust air port	82/84	M5		
Mounting position		Any		
Degree of protection		IP65, IP67		
		With plug socket, to IEC 60529		
Permissible voltage fluctuations	[%]	± 10		
Corrosion resistance class CRC ¹⁾		2		
Note on materials		RoHS compliant		
Information on materials - seals	VUUS-L	HNBR, NBR		
	VUUS-LT	–	HNBR, NBR, TPE-U(PU)	–

1) Corrosion resistance class CRC 2 to Festo standard FN 940070
Moderate corrosion stress. Indoor applications in which condensation may occur. External visible parts with primarily decorative requirements for the surface and which are in direct contact with the ambient atmosphere typical for industrial applications.

Valve manifold VTUS

Technical data – Valve manifold

ATEX	
ATEX category for gas	II 3G
Type of ignition protection for gas	Ex ec IIC T4 X Gc
ATEX category for dust	II 3D
Type of ignition protection for dust	Ex tc IIC T115°C X Dc
Explosion ambient temperature [°C]	-10 ... +60
CE marking (see declaration of conformity)	To EU Explosion Protection Directive (ATEX)

Operating and environmental conditions		
Valve design	Piston spool	Disc seat
Operating medium	Compressed air to ISO 8573-1:2010 [7:4:4]	
Pilot medium	Compressed air to ISO 8573-1:2010 [7:4:4]	
Note on operating/pilot medium	Lubricated operation possible (in which case lubricated operation will always be required)	
Operating pressure		
With external pilot air [bar]	-0.9 ... +10	-0.9 ... +10 (M32, T32) +1.5 ... +10 (B52) +2.5 ... +10 (M52)
With internal pilot air [bar]	+1.5 ... +10 +2.5 ... +10 (M32...-A, M32...-M, M52-A)	+1.5 ... +10 (B52) +2.5 ... +10 (M52, M32, T32)
Pilot pressure [bar]	+1.5 ...+10 (B52) +2.5 ...+10	+1.5 ...+10 (B52) +2.5 ...+10 (M52, M32, T32)
Ambient temperature [°C]	-10 ... +60	-5 ... +60 (M32, T32) -10 ... +60 (B52, M52)
Temperature of medium [°C]	-10 ... +60	-5 ... +60 (M32, T32) -10 ... +60 (B52, M52)
Approval certificate	c UL us - Recognized (OL)	

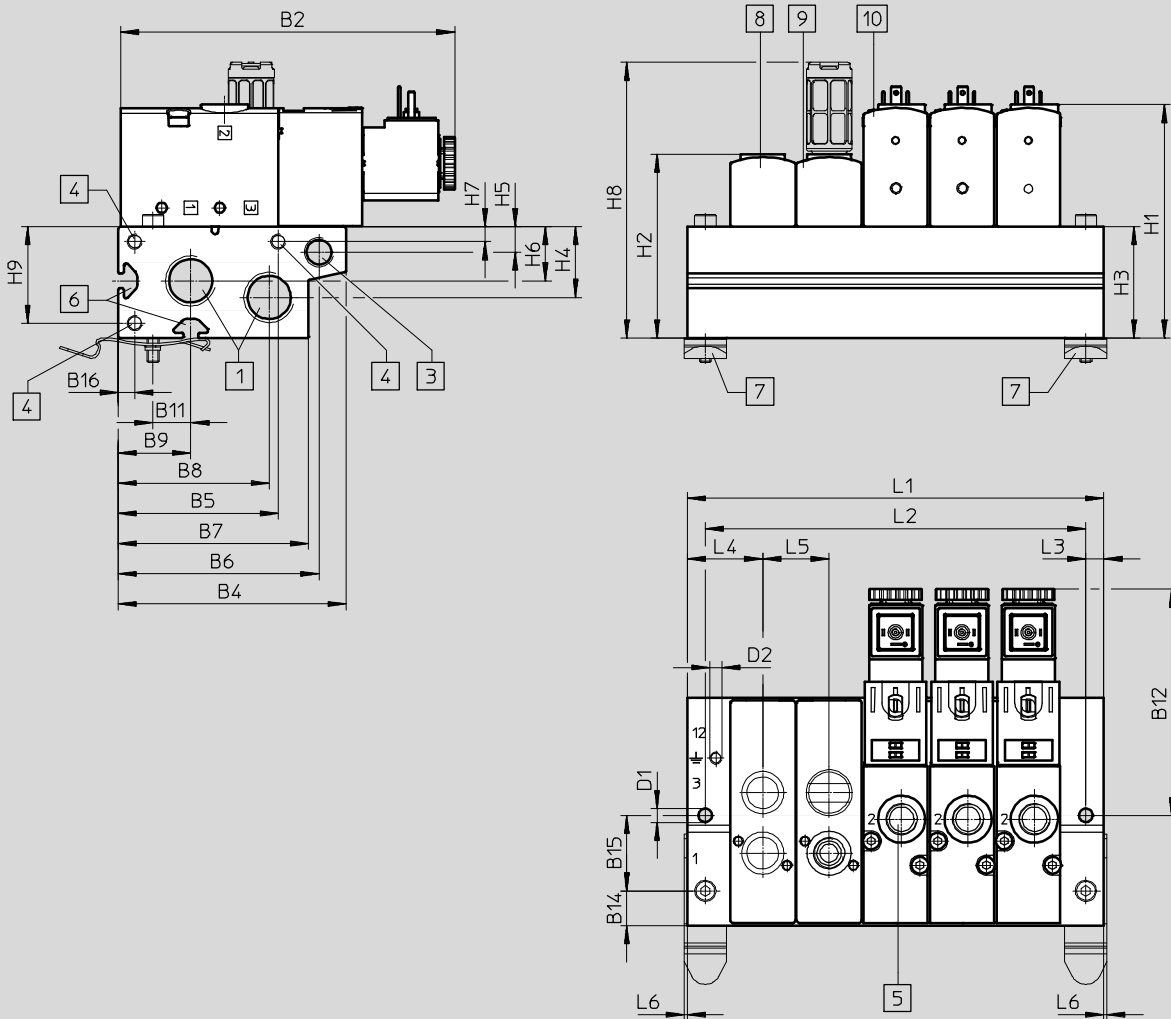
Valve manifold VTUS

Technical data – Valve manifold

Dimensions – Valve manifold

Download CAD data → www.festo.com

With 3/2-way valves, standard manifold block



- | | | | |
|--|--|--|--|
| <p>1 Ports 1 and 3 (at both ends):
G3/8 for VTUS-20
G1/2 for VTUS-25
G3/4 for VTUS-30</p> | <p>4 Thread for extension module:
M5x15.5 for VTUS-20
M5x18 for VTUS-25 and VTUS-30</p> | <p>6 Profile slot IPM-05 system 5 for VTUS-20 and VTUS-25, profile slot IPM-08 system 8 for VTUS-30</p> | <p>9 Supply plate, port 1 and 3:
G1/8 for VTUS-20
G1/4 for VTUS-25
G3/8 for VTUS-30</p> |
| <p>3 Port 12 (at both ends): G1/8 for VTUS-20, VTUS-25 and VTUS-30</p> | <p>5 Port 2:
G1/8 for VTUS-20
G1/4 for VTUS-25
G3/8 for VTUS-30</p> | <p>7 H-rail mounting VAME-T-M4 for VTUS-20
VAME-T-M5 for VTUS-25
VAME-T-M6 for VTUS-30</p> | <p>10 3/2-way valve</p> |
| | | <p>8 Blanking plate</p> | |

Valve manifold VTUS

Technical data – Valve manifold

Type	B2	B4	B5	B6	B7	B8	B9	B11	B12	B14	B15	B16
VTUS-20	110.7	75.5	53	66.5	63	50	24	12.5	75	11.5	25	5.5
VTUS-25	129.2	93	67.5	80.5	78	62	30	16	84.2	14	32	6
VTUS-30	144.9	108.2	79	93.2	94.7	75.7	36.2	19	91.2	17.2	38	6.5

Type	D1 Ø	D2	H1	H2	H3	H4	H5	H6	H7	H8	H9	L3	L4	L5	L6
VTUS-20	4.5	M4x6.5	77.4	61	37	23.5	8.5	18	5	91.4	32	6	25	22	1
VTUS-25	4.5	M4x9	95.5	71	45	25	9	22	5	123.4	39	6	29.8	27.5	1
VTUS-30	4.5	M5x11	118	91	61	35	9	28.5	6.5	170.1	54.5	7.5	34	32	–

Type	Valve positions	2	3	4	5	6	7	8	9	10
VTUS-20	L1	72	94	116	138	160	182	204	226	248
	L2	60	82	104	126	148	170	192	214	236
VTUS-25	L1	87	114.5	142	169.5	197	224.5	252	279.5	307
	L2	75	102.5	130	157.5	185	212.5	240	267.5	295
VTUS-30	L1	100	132	164	196	228	260	292	324	356
	L2	85	117	149	181	213	245	277	309	341

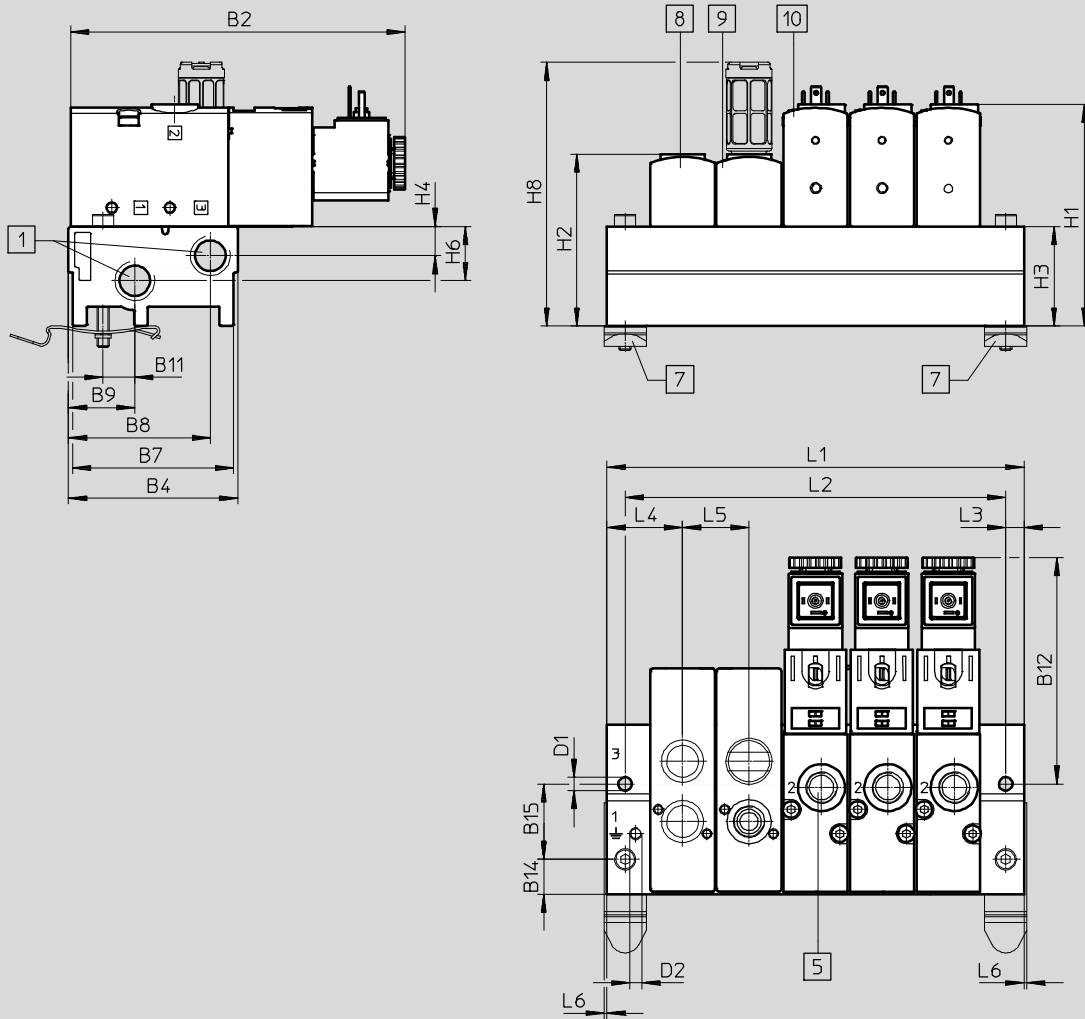
Valve manifold VTUS

Technical data – Valve manifold

Dimensions – Valve manifold

Download CAD data → www.festo.com

With 3/2-way valves, compact manifold block



1 Ports 1 and 3
(at both ends):
G1/4 for VTUS-20
G3/8 for VTUS-25
G1/2 for VTUS-30

5 Port 2:
G1/8 for VTUS-20
G1/4 for VTUS-25
G3/8 for VTUS-30

7 H-rail mounting VAME-T-M4 for
VTUS-20
VAME-T-M5 for VTUS-25
VAME-T-M6 for VTUS-30

8 Blanking plate

9 Supply plate,
port 1 and 3:
G1/8 for VTUS-20
G1/4 for VTUS-25
G3/8 for VTUS-30

10 3/2-way valve

Valve manifold VTUS

Technical data – Valve manifold

Type	B2	B4	B7	B8	B9	B11	B12	B14	B15
VTUS-20	110.7	56.1	53.1	47	22	10.5	75	11.5	25
VTUS-25	129.2	70.3	67.3	58.8	30	16	84	14	32
VTUS-30	144.9	83	80	69.4	36	19	91.2	17	38

Type	D1 Ø	D2	H1	H2	H3	H4	H6	H8	L3	L4	L5	L6
VTUS-20	4.5	M4x6.5	73.4	57	33	9.7	18	87.4	6	25	22	1
VTUS-25	5.5	M4x9	84.5	60	34	13.5	20	112.4	6	29.8	27.5	1
VTUS-30	6.3	M5x11	99.5	72.5	42.5	17.5	26	151.6	7.5	34	32	–

Type	Valve positions	2	3	4	5	6	7	8	9	10
VTUS-20	L1	72	94	116	138	160	182	204	226	248
	L2	60	82	104	126	148	170	192	214	236
VTUS-25	L1	87	114.5	142	169.5	197	224.5	252	279.5	307
	L2	75	102.5	130	157.5	185	212.5	240	267.5	295
VTUS-30	L1	100	132	164	196	228	260	292	324	356
	L2	85	117	149	181	213	245	277	309	341

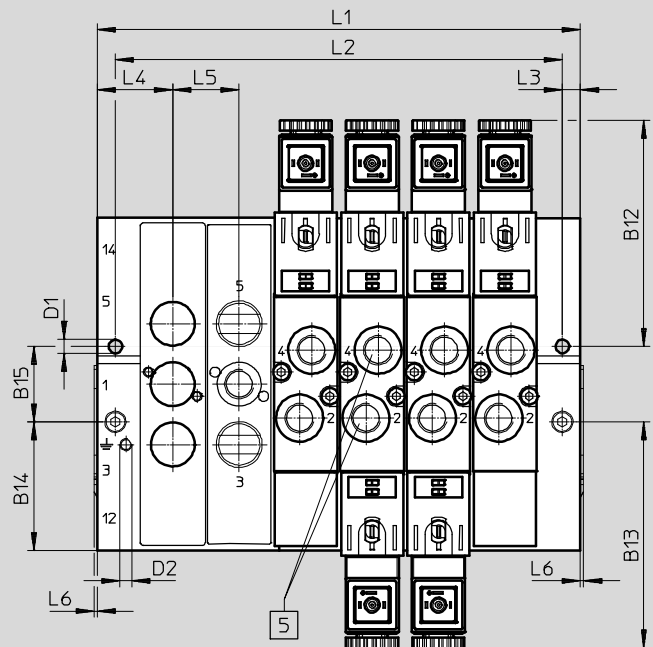
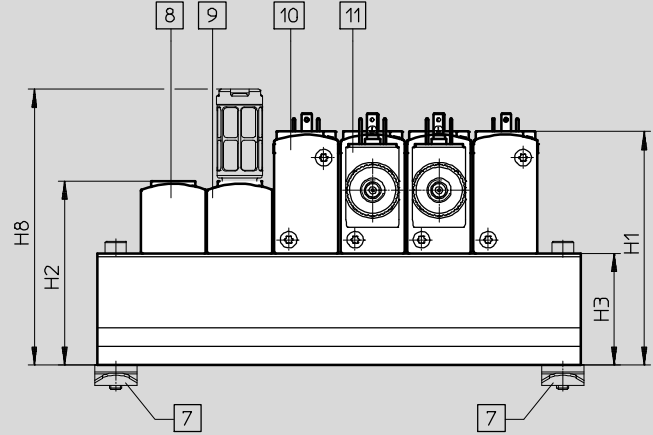
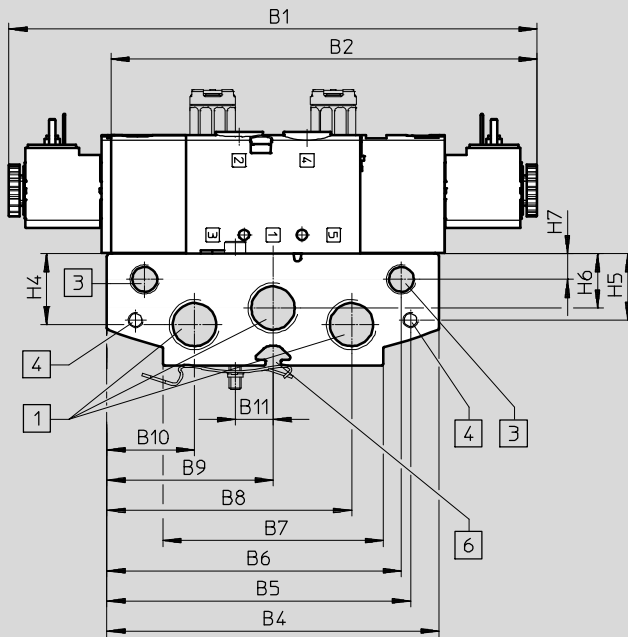
Valve manifold VTUS

Technical data – Valve manifold

Dimensions – Valve manifold

Download CAD data → www.festo.com

With 5/2-, 5/3 and 2x 3/2-way valves, standard manifold block



- 1 Ports 1, 3 and 5 (at both ends):
G3/8 for VTUS-20
G1/2 for VTUS-25
G3/4 for VTUS-30
- 3 Port 12 and 14 (at both ends):
G1/8 for VTUS-20, VTUS-25 and VTUS-30

- 4 Thread for extension module:
M5x15.5 for VTUS-20
M5x18 for VTUS-25 and VTUS-30
- 5 Ports 2 and 4:
G1/8 for VTUS-20
G1/4 for VTUS-25
G3/8 for VTUS-30
- 6 Profile slot IPM-05 system 5

- 7 H-rail mounting VAME-T-M4 for VTUS-20
VAME-T-M5 for VTUS-25
VAME-T-M6 for VTUS-30
- 8 Blanking plate
- 9 Supply plate, port 1, 3 and 5:
G1/8 for VTUS-20
G1/4 for VTUS-25
G3/8 for VTUS-30

- 10 5/2-way valve, single solenoid
- 11 5/2-way double solenoid valve, or 5/3-way valve, or 2x 3/2-way valve

Valve manifold VTUS

Technical data – Valve manifold

Type	B1	B2	B4	B5	B6	B7	B8	B9	B10	B11	B12	B13	B14	B15
VTUS-20	174.9	141.2	110	100.5	97.5	73	81	55	29	12.5	75	75	42.5	25
VTUS-25	200.3	162.2	126	119	113.5	80	95	63	31	16	84.2	84.2	47	32
VTUS-30	220.3	180.7	144	137	129	104	111.5	72	32.5	19	91.2	91.2	38	25

Type	D1 Ø	D2	H1	H2	H3	H4	H5	H6	H7	H8	L3	L4	L5	L6
VTUS-20	4.5	M4x6.5	77.4	61	37	23.5	22	18	8.5	91.4	6	25	22	1
VTUS-25	5.5	M4x9	95.5	71	45	25	22	22	9	123.4	6	29.8	27.5	1
VTUS-30	6.3	M5x11	118	91	61	35	22	28.5	9	170.1	7.5	34	32	-

Type	Valve positions	2	3	4	5	6	7	8	9	10
VTUS-20	L1	72	94	116	138	160	182	204	226	248
	L2	60	82	104	126	148	170	192	214	236
VTUS-25	L1	87	114.5	142	169.5	197	224.5	252	279.5	307
	L2	75	102.5	130	157.5	185	212.5	240	267.5	295
VTUS-30	L1	100	132	164	196	228	260	292	324	356
	L2	85	117	149	181	213	245	277	309	341

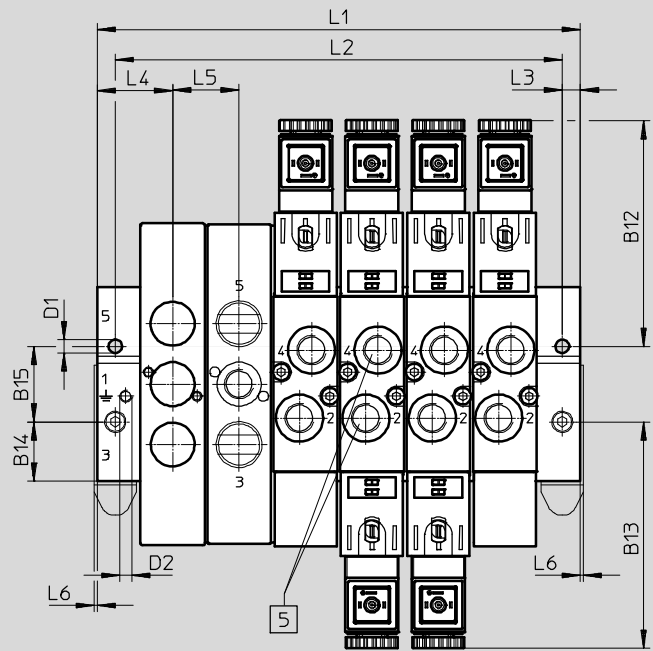
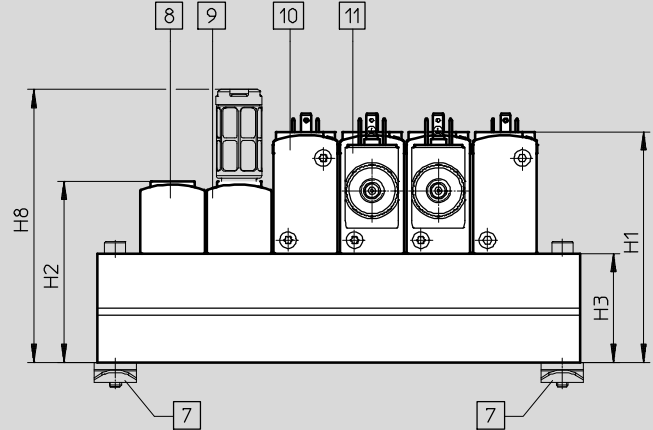
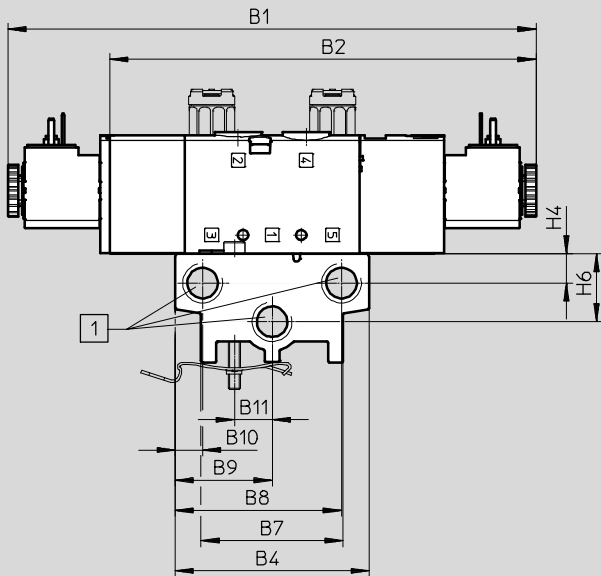
Valve manifold VTUS

Technical data – Valve manifold

Dimensions – Valve manifold

Download CAD data → www.festo.com

With 5/2-, 5/3 and 2x 3/2-way valves, compact manifold block



- 1 Ports 1, 3 and 5:
G1/4 for VTUS-20
G3/8 for VTUS-25
G1/2 for VTUS-30
- 5 Ports 2 and 4:
G1/8 for VTUS-20
G1/4 for VTUS-25
G3/8 for VTUS-30

- 7 H-rail mounting VAME-T-M4 for VTUS-20
VAME-T-M5 for VTUS-25
VAME-T-M6 for VTUS-30
- 8 Blanking plate

- 9 Supply plate,
port 1, 3 and 5:
G1/8 for VTUS-20
G1/4 for VTUS-25
G3/8 for VTUS-30

- 10 5/2-way valve, single solenoid
- 11 5/2-way double solenoid valve,
or 5/3-way valve,
or 2x 3/2-way valve

Valve manifold VTUS

Technical data – Valve manifold

Type	B1	B2	B4	B7	B8	B9	B10	B11	B12	B13	B14	B15
VTUS-20	174.9	141.2	64.2	47	55.1	32.1	9.1	12.5	75	75	19.6	25
VTUS-25	200.3	162.2	80.5	61.5	69	40.3	11.5	16	84.2	84.2	24.3	32
VTUS-30	220.3	180.7	94	77	80.4	47	13.6	19	91.2	91.2	28	38

Type	D1 Ø	D2	H1	H2	H3	H4	H6	H8	L3	L4	L5	L6
VTUS-20	4.5	M4x6.5	76.4	60	36	9.7	22.5	90.4	6	25	22	1
VTUS-25	5.5	M4x9	84.5	60	34	13.5	20	112.4	6	29.8	27.5	1
VTUS-30	6.3	M5x11	99.5	72.5	42.5	17.5	26	151.6	7.5	34	32	–

Type	Valve positions	2	3	4	5	6	7	8	9	10
VTUS-20	L1	72	94	116	138	160	182	204	226	248
	L2	60	82	104	126	148	170	192	214	236
VTUS-25	L1	87	114.5	142	169.5	197	224.5	252	279.5	307
	L2	75	102.5	130	157.5	185	212.5	240	267.5	295
VTUS-30	L1	100	132	164	196	228	260	292	324	356
	L2	85	117	149	181	213	245	277	309	341

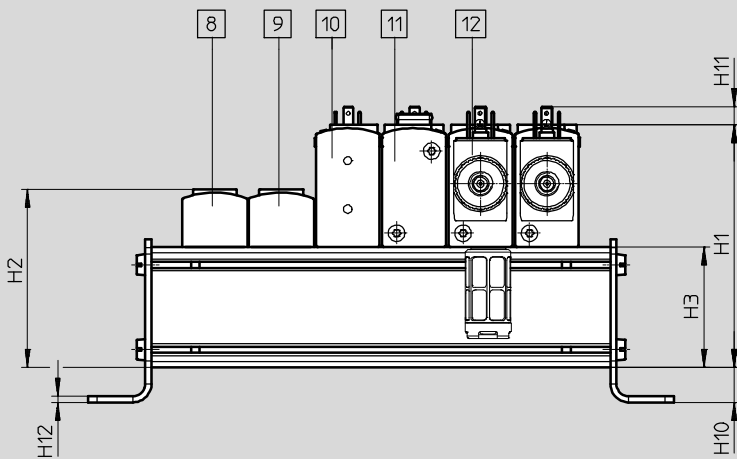
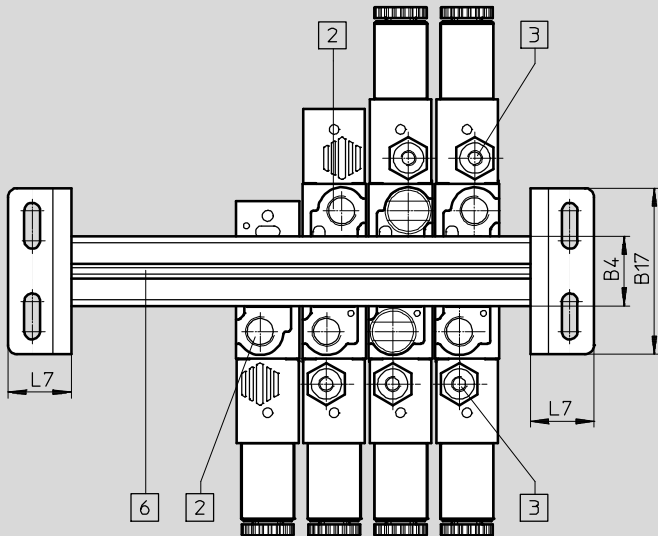
Valve manifold VTUS

Technical data – Valve manifold

Dimensions – Common supply manifold

Download CAD data → www.festo.com

Mounting on both sides



- | | | | |
|--|---|--|--|
| 2 Port 3 and 5:
G1/8 for VTUS-20
G1/4 for VTUS-25
G3/4 for VTUS-30 | 3 Port 12/14:
M5 for VTUS-20
M5 for VTUS-25
G1/8 for VTUS-30 | 8 Blanking plate | 10 3/2-way valve |
| 6 Profile slot IPM-05 system 5 | 9 Supply plate,
port 1:
G1/8 for VTUS-20
G1/4 for VTUS-25
G3/8 for VTUS-30 | 11 5/2-way valve, single solenoid | 12 5/2-way double solenoid valve,
or 5/3-way valve,
or 2x 3/2-way valve |

Type	B4	B17	H1	H2	H3	H10	H11	H12	L7
VTUS-20	23	55	80.4	59	40	11.5	6.3	2	21
VTUS-25	28.7	75	102.5	78	52	18	6.7	2	24
VTUS-30	34	85	122	95	65	17.5	6.7	2.5	26

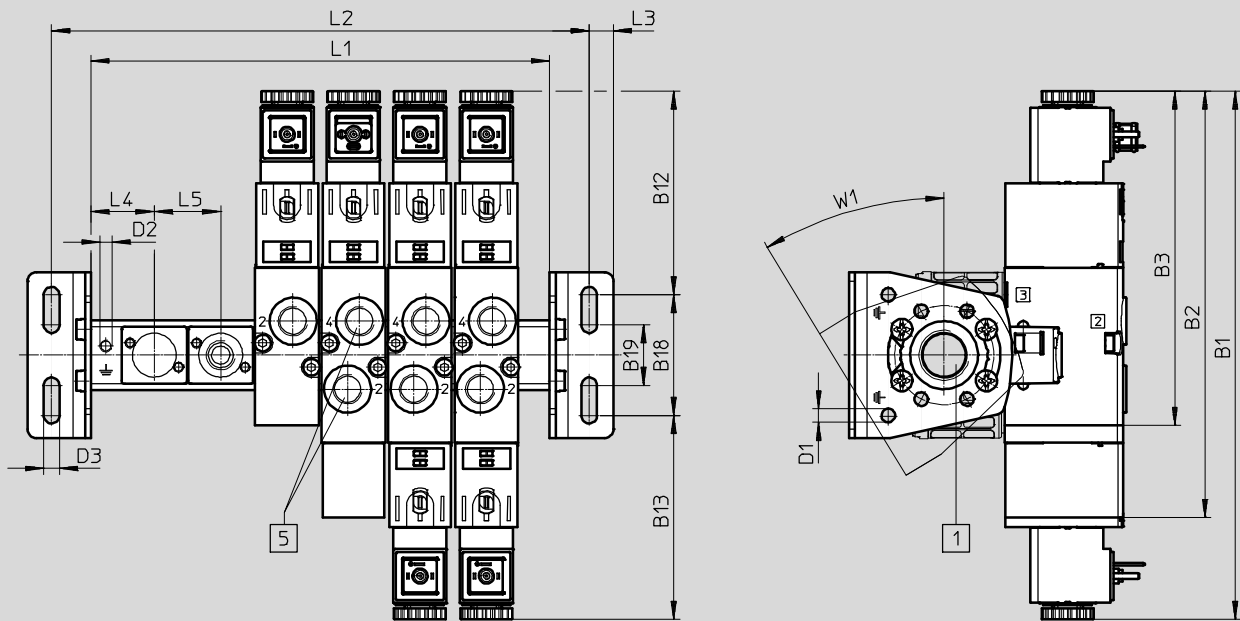
Valve manifold VTUS

Technical data – Valve manifold

Dimensions – Common supply manifold

Download CAD data → www.festo.com

Mounting on both sides



1 Port 1 (at both ends):
G3/8 for VTUS-20
G1/2 for VTUS-25
G3/4 for VTUS-30

5 Port 2 and 4:
G1/8 for VTUS-20
G1/4 for VTUS-25
G3/8 for VTUS-30

Note
Mounting bracket can be adjusted through ±30°.

Type	B1	B2	B3	B12	B13	B18	B19
VTUS-20	174.9	141.2	110.7	67.5	67.5	40	20
VTUS-25	200.3	162.2	129.2	70.2	70.2	60	35
VTUS-30	220.3	180.7	144.9	77.7	77.7	65	35

Type	D1 Ø	D2	D3 Ø	L3	L4	L5	W1
VTUS-20	4.5	M4x6.5	5.2	8	21	22	30°
VTUS-25	4.5	M4x9	6.6	8	29.8	27.5	30°
VTUS-30	5.5	M5x11	8.6	9	34	32	30°

Type	Valve positions	2	3	4	5	6	7	8	9	10
VTUS-20	L1	64	86	108	130	152	174	196	218	240
	L2	90	112	134	156	178	200	222	244	266
VTUS-25	L1	87	114.5	142	169.5	197	224.5	252	279.5	307
	L2	119	146.5	174	201.5	229	256.5	284	311.5	339
VTUS-30	L1	100	132	164	196	228	260	292	324	356
	L2	134	166	198	230	262	294	326	358	390

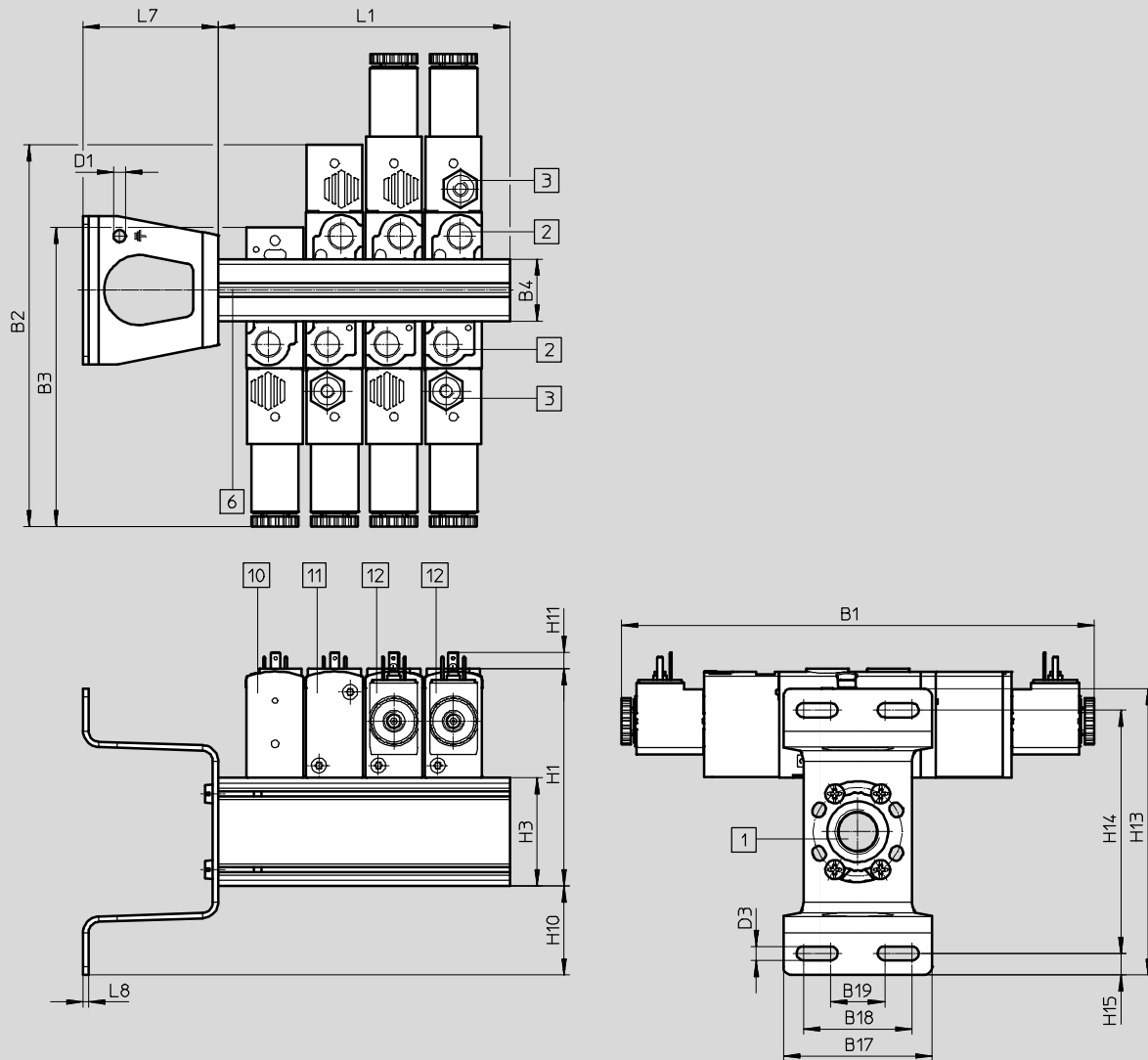
Valve manifold VTUS

Technical data – Valve manifold

Dimensions – Common supply manifold

Download CAD data → www.festo.com

Mounting on one side



1 Port 1 (at both ends): G3/8 for VTUS-20

G1/2 for VTUS-25
G3/4 for VTUS-30

2 Port 3 and 5:

G1/8 for VTUS-20
G1/4 for VTUS-25
G3/8 for VTUS-30

3 Ports 12 and 14:
M5 for VTUS-20 and VTUS-25
G1/8 for VTUS-30

6 Profile slot IPM-05 system 5

10 3/2-way valve

11 5/2-way valve, single solenoid

12 5/2-way double solenoid valve,
or 5/3-way valve,
or 2x 3/2-way valve

- - Note

Mounting bracket can be adjusted
through $\pm 30^\circ$.

Valve manifold VTUS

Technical data – Valve manifold

Type	B1	B2	B4	B17	B18	B19
VTUS-20	174.9	110.7	23	55	40	20
VTUS-25	200.3	129.2	28.7	80	60	35
VTUS-30	220.3	144.9	34	85	65	35

Type	D1 Ø	D3 Ø	H1	H3	H10	H11	H13	H14	H15	L7	L8
VTUS-20	4.5	5.2	80.4	40	33	6.3	106	90	8	50	2
VTUS-25	4.5	6.6	102.5	52	38	6.7	128	112	8	64	2
VTUS-30	5.5	8.6	122	65	38	6.7	146	128	9	74	2.5

Type	Valve positions	2	3	4
VTUS-20	L1	64	86	108
VTUS-25	L1	87	114.5	142
VTUS-30	L1	100	132	164

Solenoid valves VUUS


Order code – Solenoid valves


VUUS	-	L							
Valve type									
In-line valve		L							
Design principle									
Piston spool with sealing cartridge									-
Piston spool with sealing ring									K
Poppet valve, soft seal									T
Size									
Valve width	21 mm								20
	26.5 mm								25
	31 mm								30
Valve functions									
3/2-way valve, normally closed									M32C
3/2-way valve, normally open									M32U
2x 3/2-way valve, normally closed									T32C
2x 3/2-way valve, normally open									T32U
2x 3/2-way valve, normally 1x open, 1x closed									T32H
5/2-way valve, single-solenoid									M52
5/2-way valve, double-solenoid									B52
5/3-way valve, mid-position closed									P53C
5/3-way valve, mid-position pressurised									P53U
5/3-way valve, mid-position exhausted									P53E
Reset method									
Pneumatic spring for M52 and M32									A
Mechanical spring for M52, M32 and P53									M
For B52 and P53									-
Pilot air supply									
Internal									-
External									Z
Manual override									
Non-detenting, detenting without accessories									D
Covered									S
Non-detenting									H

Version									
- Extended features									
S Core features									
Electrical accessories, valve									
- None									
+G Connector socket without LED									
+GL Connector socket with LED									
EU certification									
- None									
EX2 II 3GD									
Degree of protection, electrical system									
- Standard									
S8 IP67									
Electrical connection									
- None									
A1 Connection pattern type A, to EN 175301									
C1 Connection pattern type C, to EN 175301									
B2 Connection pattern type B, industry standard									
Nominal operating voltage									
- None									
1 24 V DC									
1A 24 V AC									
3W 230/240 V AC									
5 12 V DC									
16B 110/120 V AC									
Valve pilot control interface									
F7 With 8 mm armature tube, short									
F8 With 8 mm armature tube, standard									
Exhaust port									
- Without fitting									
QN With fitting									
U1 Silencer with metal housing									
U3 Silencer with polymer housing									
U5 Silencer with sintered housing									
Pneumatic connection									
G18 G1/8									
G14 G1/4									
G38 G3/8									
Q4 Push-in connector 4 mm									
Q6 Push-in connector 6 mm									
Q8 Push-in connector 8 mm									
Q10 Push-in connector 10 mm									
Q12 Push-in connector 12 mm									

Solenoid valves VUVS-LK, size 20

Technical data

-  - Flow rate
Up to 550 l/min

-  - Valve width
21 mm

-  - Voltage
24 V DC



General technical data			
Valve function		3/2-way valve	5/2-way valve
Order code for valves		M32C	M52 B52
Valve width	[mm]	21	
Nominal width	[mm]	5.2	
Design		Piston spool	
Flow direction		Non-reversible	
Pilot air supply		Internal	
Type of control		Pilot	
Manual override		Non-detenting, detenting	
Non-overlapping		Yes	
Sealing principle		Soft	
Type of mounting		Optionally via through-hole or on manifold rail	
Standard nominal flow rate qnN	[l/min]	550	550 550
Type of actuation		Electrical	
Mounting position		Any	
Exhaust air function		With flow control	
Pneumatic port		G1/8	
1, 2, 4, 3, 5			
Corrosion resistance ¹⁾		1	

1) Corrosion resistance class CRC 1 to Festo standard FN 940070
Low corrosion stress. For dry indoor applications or transport and storage protection. Also applies to parts behind covers, in the non-visible interior area, and parts which are covered in the application (e.g. drive trunnions).

Technical data – 3/2-way valves		
Order code for valves		M32C
Normal position		Closed
Stable position		Monostable
Reset method		Pneumatic spring
Switching times	On	16
	Off	20
	Change-over	–
Product weight including solenoid coil	[g]	120
Product weight including solenoid coil and plug socket	[g]	133

Solenoid valves VUVS-LK, size 20

FESTO

Technical data

Technical data – 5/2-way valves		
Order code for valves	M52	B52
Normal position	–	–
Stable position	Monostable	Bistable
Reset method	Pneumatic spring	–
Switching times	On	17
	Off	22
	Change-over	–
Product weight including solenoid coil	[g] 145	200
Product weight including solenoid coil and plug socket	[g] 158	226

Safety data		
Max. positive test pulse 0 signal	[μs]	2700
Max. negative test pulse 1 signal	[μs]	1100
Shock resistance	Shock test with severity level 1 to FN 942017-5 and EN 60068-2-27	
Vibration resistance	Transport application test with severity level 2 to FN 942017-4 and EN 60068-2-6	

Operating and environmental conditions			
Order code for valves	M32C	M52	B52
Operating medium	Compressed air in accordance with ISO 8573-1:2010 [7:4:4]		
Pilot medium	Compressed air in accordance with ISO 8573-1:2010 [7:4:4]		
Note on operating/pilot medium	Lubricated operation possible (in which case lubricated operation will always be required)		
Operating pressure	[bar] 1.5 ... 8	1.5 ... 8	1.5 ... 8
Ambient temperature	[°C] –5 ... +50		
Temperature of medium	[°C] –5 ... +50		

Electrical data	
Electrical connection	Plug connector type C
Operating voltage	[V DC] 24
Permissible voltage fluctuations	[%] ±10
Power	[W] 2.6
Duty cycle	[%] 100
Degree of protection to EN 60529	IP65 with plug socket

Information on materials	
Housing	Wrought aluminium alloy
Seals	HNBR, NBR
Piston spool	Wrought aluminium alloy
Note on materials	RoHS compliant
	Contains paint-wetting impairment substances

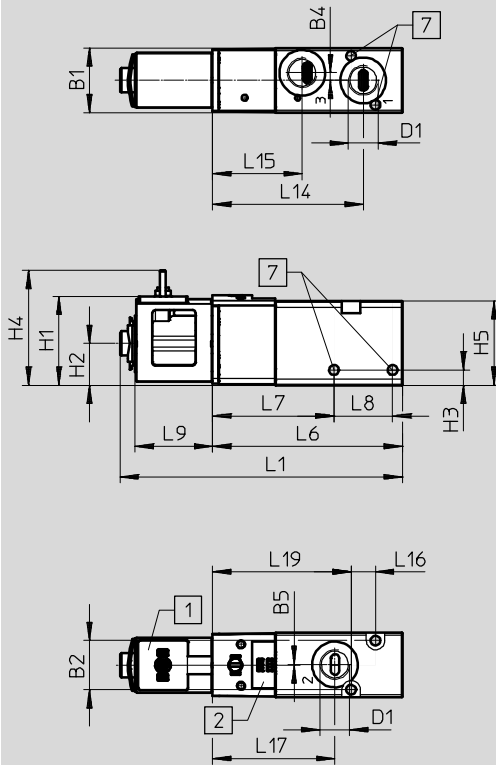
Solenoid valves VUVS-LK, size 20

Technical data

Dimensions

Download CAD data → www.festo.com

3/2-way valves, with solenoid coil



- 1 Solenoid coil interface type C
- 2 Location for inscription label
- 7 For screw M3

Type	B1	B2	B4	B5	D1	H1	H2	H3	H4	H5
VUVS-LK20-M32C-AD-G18-1C1-S	21.2	16.1	2.5	0.2	G1/8	29.2	13.7	5	37.8	27.7

Type	L1	L6	L7	L8	L9	L14	L15	L16	L17	L19
VUVS-LK20-M32C-AD-G18-1C1-S	92.6	62.3	39.8	19.2	25.4	49.4	29.4	8	40.1	45.4

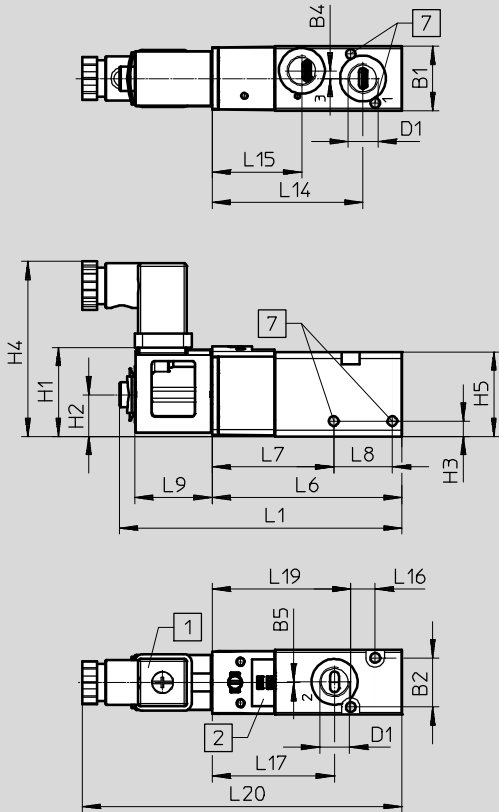
Solenoid valves VUVS-LK, size 20

Technical data

Dimensions

Download CAD data → www.festo.com

3/2-way valves, with solenoid coil and plug socket



1 Solenoid coil interface type C

2 Location for inscription label

7 For screw M3

Type	B1	B2	B4	B5	D1	H1	H2	H3	H4	H5
VUVS-LK20-M32C-AD-G18-1C1+GL-S	21.2	16.1	2.5	0.2	G1/8	29.2	13.7	5	57.4	27.7

Type	L1	L6	L7	L8	L9	L14	L15	L16	L17	L19	L20
VUVS-LK20-M32C-AD-G18-1C1+GL-S	92.6	62.3	39.8	19.2	25.4	49.4	29.4	8	40.1	45.4	104.8

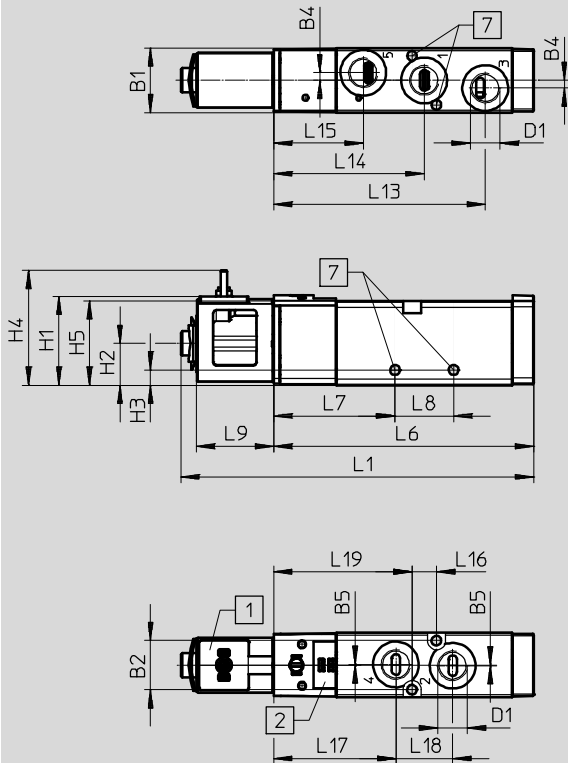
Solenoid valves VUVS-LK, size 20

Technical data

Dimensions

Download CAD data → www.festo.com

5/2-way single solenoid valves, with solenoid coil



- 1 Solenoid coil interface type C
 2 Location for inscription label
 7 For screw M3

Type	B1	B2	B4	B5	D1	H1	H2	H3	H4	H5
VUVS-LK20-M52-AD-G18-1C1-S	21.2	16.1	2.5	0.2	G1/8	29.2	13.7	5	37.8	27.7

Type	L1	L6	L7	L8	L9	L13	L14	L15	L16	L17	L18	L19
VUVS-LK20-M52-AD-G18-1C1-S	115.7	85.3	39.8	19.2	25.4	69.4	49.4	29.4	8	40.1	18.6	45.4

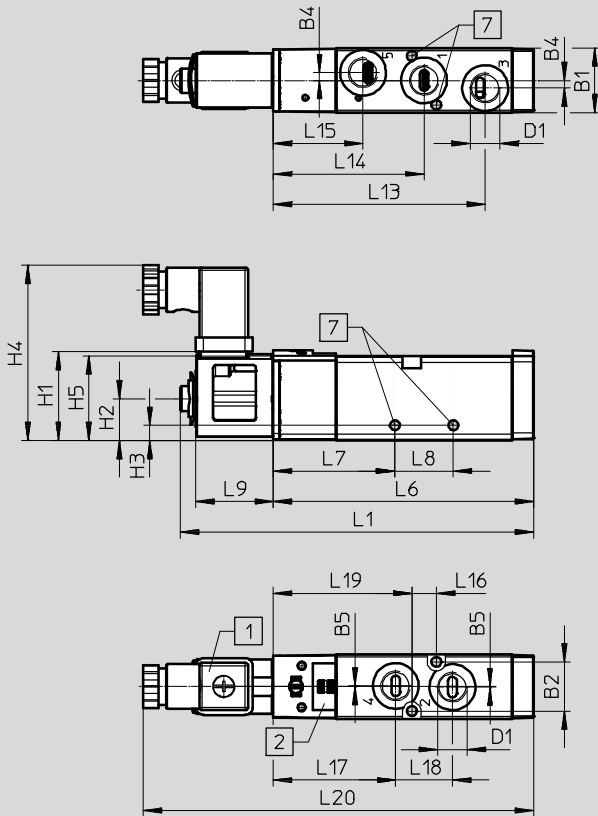
Solenoid valves VUVS-LK, size 20

Technical data

Dimensions

Download CAD data → www.festo.com

5/2-way single solenoid valves, with solenoid coil and plug socket



1 Solenoid coil interface type C

2 Location for inscription label

7 For screw M3

Type	B1	B2	B4	B5	D1	H1	H2	H3	H4	H5	L1	L6
VUVS-LK20-M52-AD-G18-1C1+GL-S	21.2	16.2	2.5	0.2	G1/8	29.2	13.7	5	57.4	27.7	115.7	85.3

Type	L7	L8	L9	L13	L14	L15	L16	L17	L18	L19	L20
VUVS-LK20-M52-AD-G18-1C1+GL-S	39.8	19.2	25.4	69.4	49.4	29.4	8	40.1	18.6	45.4	127.9

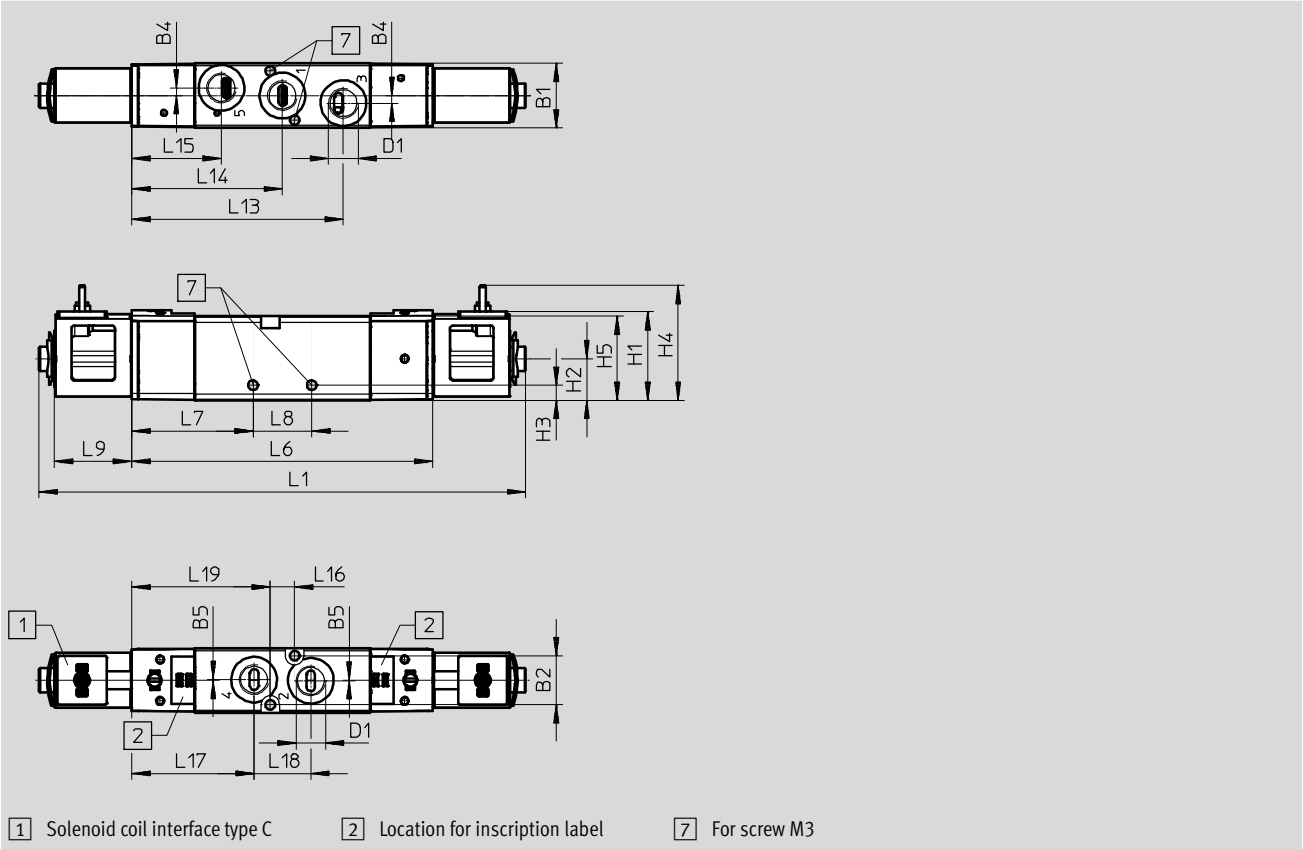
Solenoid valves VUVS-LK, size 20

Technical data

Dimensions

Download CAD data → www.festo.com

5/2-way double solenoid valves, with solenoid coil



Type	B1	B2	B4	B5	D1	H1	H2	H3	H4	H5
VUVS-LK20-B52-D-G18-1C1-S	21.2	16.1	2.5	0.2	G1/8	29.2	13.7	5	37.8	27.7

Type	L1	L6	L7	L8	L9	L13
VUVS-LK20-B52-D-G18-1C1-S	159.6	98.8	39.8	19.2	25.4	69.4

Type	L14	L15	L16	L17	L18	L19
VUVS-LK20-B52-D-G18-1C1-S	49.4	29.4	8	40.1	18.6	45.4

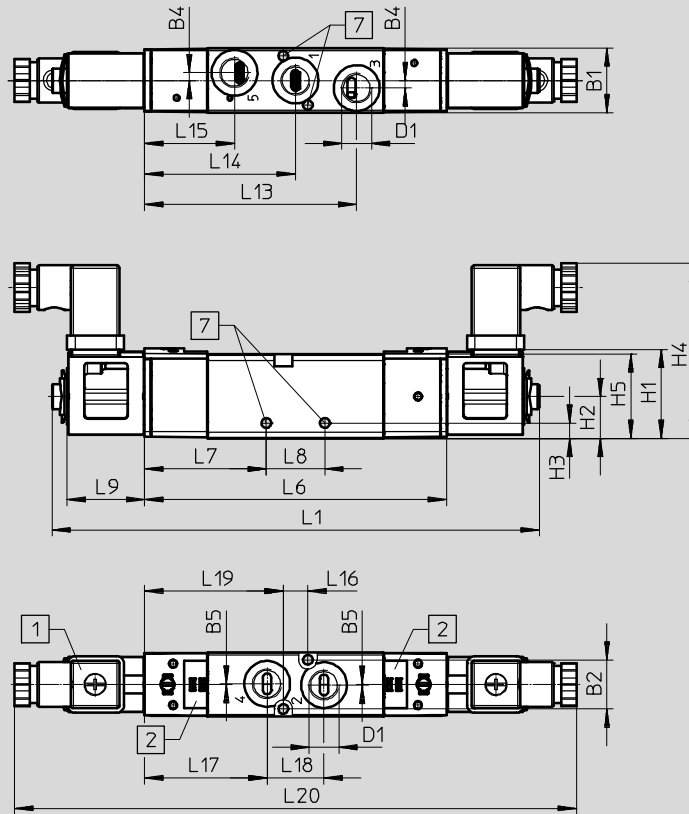
Solenoid valves VUVS-LK, size 20

Technical data

Dimensions

Download CAD data → www.festo.com

5/2-way double solenoid valves, with solenoid coil and plug socket



1 Solenoid coil interface type C

2 Location for inscription label

7 For screw M3

Type	B1	B2	B4	B5	D1	H1	H2	H3	H4	H5	L1	L6
VUVS-LK20-B52-D-G18-1C1+GL-S	21.2	16.1	2.5	0.2	G1/8	29.2	13.7	5	57.4	27.7	159.6	98.8

Type	L7	L8	L9	L13	L14	L15	L16	L17	L18	L19	L20
VUVS-LK20-B52-D-G18-1C1+GL-S	39.8	19.2	25.4	69.4	49.4	29.4	8	40.1	18.6	45.4	184

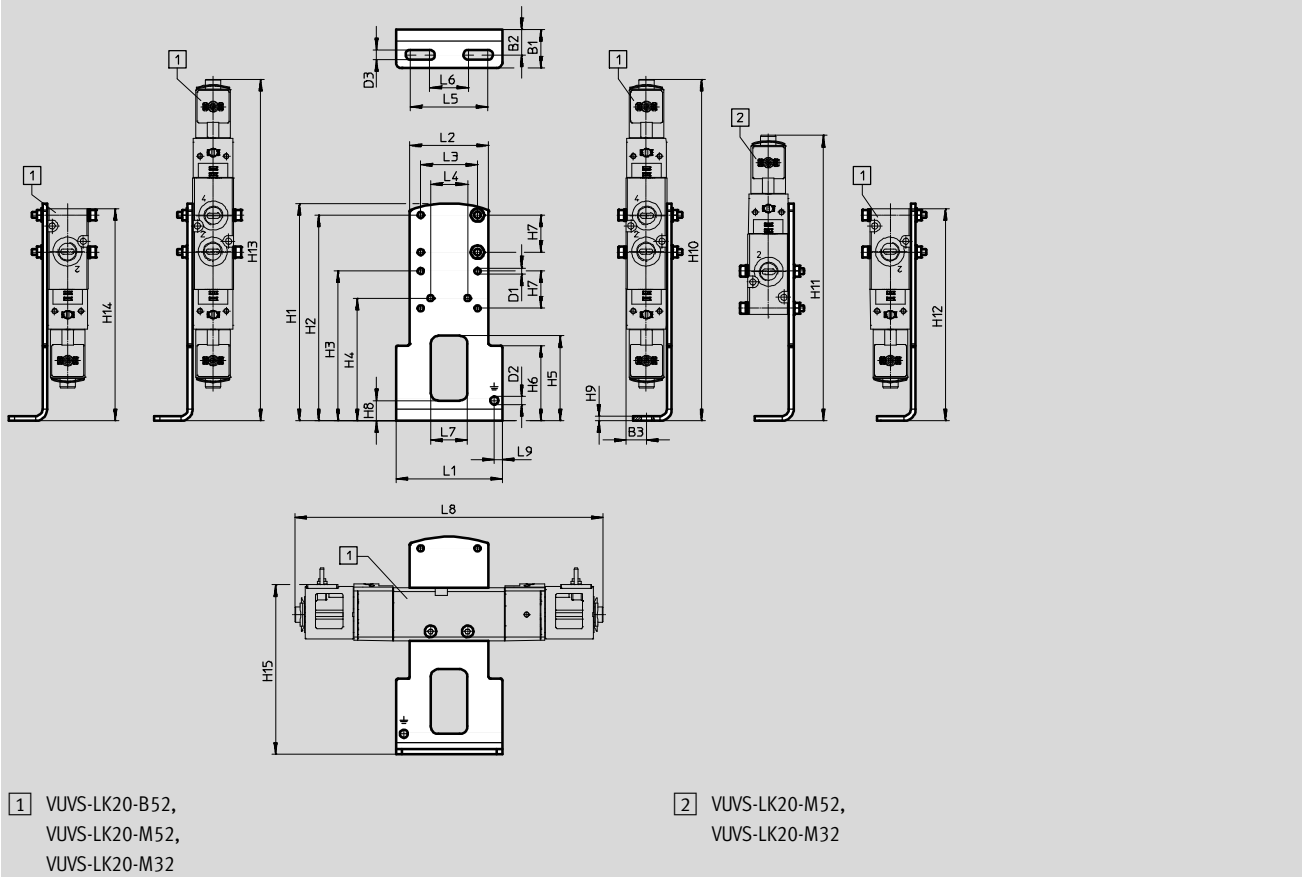
Solenoid valves VUVS-LK, size 20

Accessories

Dimensions

Download CAD data → www.festo.com

Foot mounting



Type		B1	B2	B3	D1	D2	D3	H1	H2	H3	H4
VAME-B10-20-A	VUVS-LK20-B52	20	13.1	10.6	3.2	4.2	5.2	112.5	106.5	77.5	63.5
	VUVS-LK20-M52										
	VUVS-LK20-M32										

Type		H5	H6	H7	H8	H9	H10	H11	H12	H13	H14
VAME-B10-20-A	VUVS-LK20-B52	44	39	19.2	10.5	2.5	176.7	–	176.7	176.7	176.7
	VUVS-LK20-M52							147.7	132.8		132.8
	VUVS-LK20-M32								109.8		109.8

Type		H15	L1	L2	L3	L4	L5	L6	L7	L8	L9
VAME-B10-20-A	VUVS-LK20-B52	87.7	55	41	29.4	19.2	40	20	19	174.9	4.1
	VUVS-LK20-M52									141.2	
	VUVS-LK20-M32									110.7	

Solenoid valves VUVS-LK, size 20

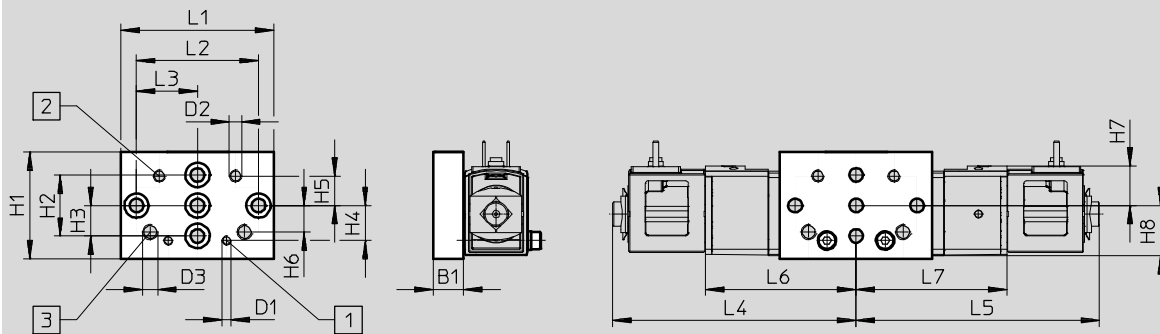
Accessories



Dimensions

Download CAD data → www.festo.com

Wall mounting



1 Mounting hole for size 20 2 Mounting hole for size 25 3 Mounting hole for size 30

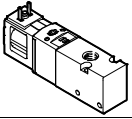
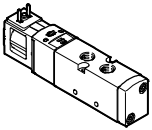
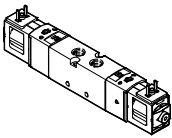
Type		B1	D1	D2	D3	H1	H2	H3	H4	H5	H6
VAME-B10-20-W	VUVS-LK20-B52	10	M3	M4	M5	35	20	10	11.5	9.7	8.7
	VUVS-LK20-M52										
	VUVS-LK20-M32										

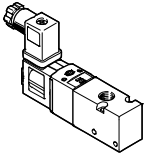

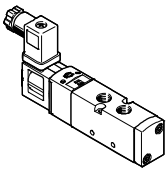

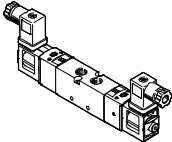

Type		H7	H8	L1	L2	L3	L4	L5	L6	L7
VAME-B10-20-W	VUVS-LK20-B52	13	16.5	50	40	20	79.8	79.8	49.4	49.4
	VUVS-LK20-M52							35.9		-
	VUVS-LK20-M32							12.9		-

Solenoid valves VUVS-LK, size 20

Accessories

★ Core product range

Ordering data				
	Code	Valve function	Part No.	Type
3/2-way valve with solenoid coil (24 V DC)				
	Single solenoid, normally closed, type C			
	M32C-A	Pneumatic spring return, internal pilot air supply, direction of flow not reversible	★ 8043213	VUVS-LK20-M32C-AD-G18-1C1-S
5/2-way valve with solenoid coil (24 V DC)				
	Single solenoid, type C			
	M52-A	Pneumatic spring return, internal pilot air supply, direction of flow not reversible	★ 8043214	VUVS-LK20-M52-AD-G18-1C1-S
	Double solenoid, type C			
	B52	Internal pilot air supply, direction of flow not reversible	★ 8043215	VUVS-LK20-B52-D-G18-1C1-S

Ordering data				
	Code	Valve function	Part No.	Type
3/2-way valve with solenoid coil (24 V DC)				
	Single solenoid, normally closed, type C			
	M32C-A	Pneumatic spring return, internal pilot air supply, direction of flow not reversible Plug socket with LED	8060299	VUVS-LK20-M32C-AD-G18-1C1+GL-S 
5/2-way valve with solenoid coil (24 V DC)				
	Single solenoid, type C			
	M52-A	Pneumatic spring return, internal pilot air supply, direction of flow not reversible Plug socket with LED	8060300	VUVS-LK20-M52-AD-G18-1C1+GL-S 
	Double solenoid, type C			
	B52	Internal pilot air supply, direction of flow not reversible Plug socket with LED	8060301	VUVS-LK20-B52-D-G18-1C1+GL-S 



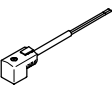

Festo core product range

- ★ Ready for dispatch from the Festo factory in 24 hours
- ☆ Ready for dispatch in 5 days maximum from stock

Solenoid valves VUVS-LK, size 20

Accessories

FESTO

Ordering data						
Description		Part No.	Type			
Cover cap						
	For manual override, non-detenting or covered		8049538	VAMC-B10-20-CH2-S		
Plug socket						
	Plug pattern type C, to DIN EN 175301-803					
	3-pin, screw terminal	Cable fitting M12	0 ... 250 V AC/DC	IP65	539712	MSSD-EB-M12
		Cable fitting Pg7			★ 151687	MSSD-EB
	4-pin, insulation displacement connector	Cable fitting M14	0 ... 250 V AC/DC	IP67	192745	MSSD-EB-S-M14
Plug socket with cable						
	Plug pattern type C, to DIN EN 175301-803					
	Angled socket, 3-pin Cable, open end, 3-wire	24 V DC	LED	2.5 m	★ 151688	KMEB-1-24-2,5-LED
				5 m	151689	KMEB-1-24-5-LED
				10 m	193457	KMEB-1-24-10-LED
Illuminating seal						
	Plug pattern type C, to DIN EN 175301-803		24 V DC	151717	MEB-LD-12-24DC	





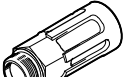
Festo core product range

★ Ready for dispatch from the Festo factory in 24 hours

☆ Ready for dispatch in 5 days maximum from stock

Solenoid valves VUVS-LK, size 20

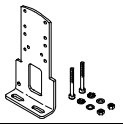
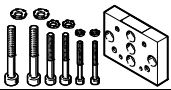



Accessories

Ordering data					
	Description		Part No.	Type	PU ¹⁾
Push-in fitting with internal hex					
	Connecting thread G1/8 for tubing O.D.	4 mm	★ 186106	QS-G1/8-4-I	10
			133008	QS-G1/8-4-I-100	100
		6 mm	★ 186107	QS-G1/8-6-I	10
			133009	QS-G1/8-6-I-100	100
		8 mm	★ 186109	QS-G1/8-8-I	10
			133010	QS-G1/8-8-I-100	100
Angled push-in fitting with external hex					
	Connecting thread G1/8 for tubing O.D.	4 mm	★ 186116	QSL-G1/8-4	10
			132048	QSL-G1/8-4-100	100
		6 mm	★ 186117	QSL-G1/8-6	10
			132049	QSL-G1/8-6-100	100
		8 mm	★ 186119	QSL-G1/8-8	10
			132050	QSL-G1/8-8-50	50
Angled push-in fitting, long, with external hex					
	Connecting thread G1/8 for tubing O.D.	4 mm	186127	QSL-G1/8-4	10
			133015	QSL-G1/8-4-100	100
		6 mm	186128	QSL-G1/8-6	10
			133016	QSL-G1/8-6-100	100
		8 mm	186130	QSL-G1/8-8	10
			133017	QSL-G1/8-8-100	100
Silencers					
	With connecting thread G polymer design	G1/8	★ 2307	U-1/8	1
			534222	U-1/8-50	50
	With connecting thread G, metal design	G1/8	★ 6841	U-1/8-B	1

1) Packaging unit




Solenoid valves VUVS-LK, size 20

Accessories

Ordering data				
	Description	Weight [g]	Part No.	Type
Foot mounting				
	With screw set for attaching the valve to the foot mounting	97	576412	VAME-B10-20-A
Wall mounting				
	With screw set for attaching the valve to the wall mounting	53	576413	VAME-B10-20-W
Spare parts selection				
	Set comprising seals and screws	10	8026203	VAME-B10-20-MK
Screw set				
	For mounting valves VUVS-LK on common supply manifolds, comprising 2 screws M3x30	4.5	8069876	VAME-B10-20-S
Inscription label				
	40 pieces in frame	-	565306	ASLR-C-E4

Solenoid valves VUVS-LK, size 25

Technical data

-  - Flow rate
Up to 1000 l/min
-  - Valve width
26.5 mm
-  - Voltage
24 V DC



General technical data			
Valve function		3/2-way valve	5/2-way valve
Order code for valves		M32C	M52 B52
Valve width	[mm]	26.5	
Nominal width	[mm]	6.7	
Design		Piston spool	
Flow direction		Non-reversible	
Pilot air supply		Internal	
Type of control		Pilot	
Manual override		Non-detenting, detenting	
Non-overlapping		Yes	
Sealing principle		Soft	
Type of mounting		Optionally via through-hole or on manifold rail	
Standard nominal flow rate qnN	[l/min]	1000	1000 1000
Type of actuation		Electrical	
Mounting position		Any	
Exhaust air function		With flow control	
Pneumatic port		G1/4	
1, 2, 4, 3, 5			
Corrosion resistance ¹⁾		1	

1) Corrosion resistance class CRC 1 to Festo standard FN 940070
Low corrosion stress. For dry indoor applications or transport and storage protection. Also applies to parts behind covers, in the non-visible interior area, and parts which are covered in the application (e.g. drive trunnions).

Technical data – 3/2-way valves		
Order code for valves		M32C
Normal position		Closed
Stable position		Monostable
Reset method		Pneumatic spring
Switching times	On	16
	Off	20
	Change-over	–
Product weight including solenoid coil	[g]	200
Product weight including solenoid coil and plug socket	[g]	224

Solenoid valves VUVS-LK, size 25

Technical data

Technical data – 5/2-way valves		
Order code for valves	M52	B52
Normal position	–	–
Stable position	Monostable	Bistable
Reset method	Pneumatic spring	–
Switching times	On	20
	Off	22
	Change-over	–
Product weight including solenoid coil	[g] 250	320
Product weight including solenoid coil and plug socket	[g] 274	368

Safety data		
Max. positive test pulse 0 signal	[μs]	2500
Max. negative test pulse 1 signal	[μs]	1100
Shock resistance	Shock test with severity level 1 to FN 942017-5 and EN 60068-2-27	
Vibration resistance	Transport application test with severity level 2 to FN 942017-4 and EN 60068-2-6	

Operating and environmental conditions			
Order code for valves	M32C	M52	B52
Operating medium	Compressed air in accordance with ISO 8573-1:2010 [7:4:4]		
Pilot medium	Compressed air in accordance with ISO 8573-1:2010 [7:4:4]		
Note on operating/pilot medium	Lubricated operation possible (in which case lubricated operation will always be required)		
Operating pressure	[bar] 1.5 ... 8	1.5 ... 8	1.5 ... 8
Ambient temperature	[°C] –5 ... +50		
Temperature of medium	[°C] –5 ... +50		

Electrical data	
Electrical connection	Plug connector type B
Operating voltage	[V DC] 24
Permissible voltage fluctuations	[%] 10
Power	[W] 3.3
Duty cycle	[%] 100
Degree of protection to EN 60529	IP65 with plug socket

Information on materials	
Housing	Wrought aluminium alloy
Seals	HNBR, NBR
Piston spool	Wrought aluminium alloy
Note on materials	RoHS compliant
	Contains paint-wetting impairment substances

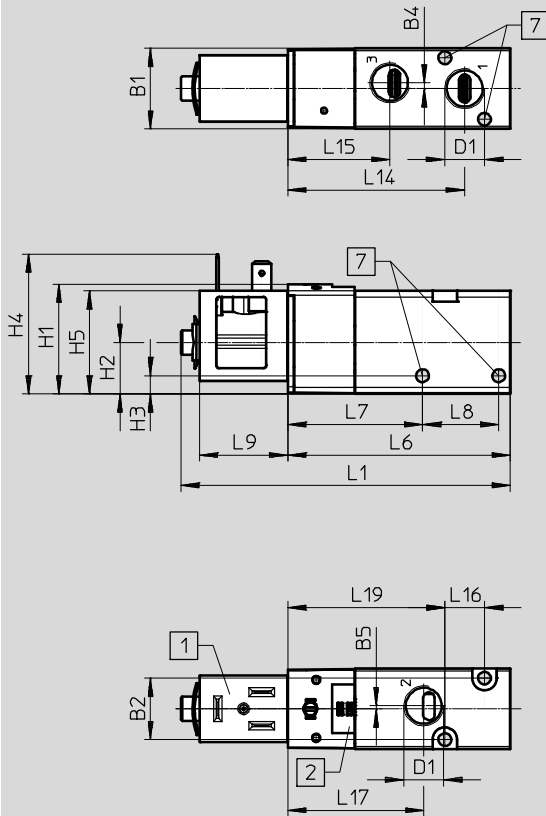
Solenoid valves VUVS-LK, size 25

Technical data

Dimensions

Download CAD data → www.festo.com

3/2-way valves, with solenoid coil



- 1 Solenoid coil interface type B
- 2 Location for inscription label
- 7 For screw M4

Type	B1	B2	B4	B5	D1	H1	H2	H3	H4	H5
VUVS-LK25-M32C-AD-G14-1B2-S	26.5	20.2	1.9	1	G1/4	36.1	16.9	6	45.9	33.9

Type	L1	L6	L7	L8	L9	L14	L15	L16	L17	L19
VUVS-LK25-M32C-AD-G14-1B2-S	109.2	74.1	44.2	25	29	58	33.5	13	44.6	51.5

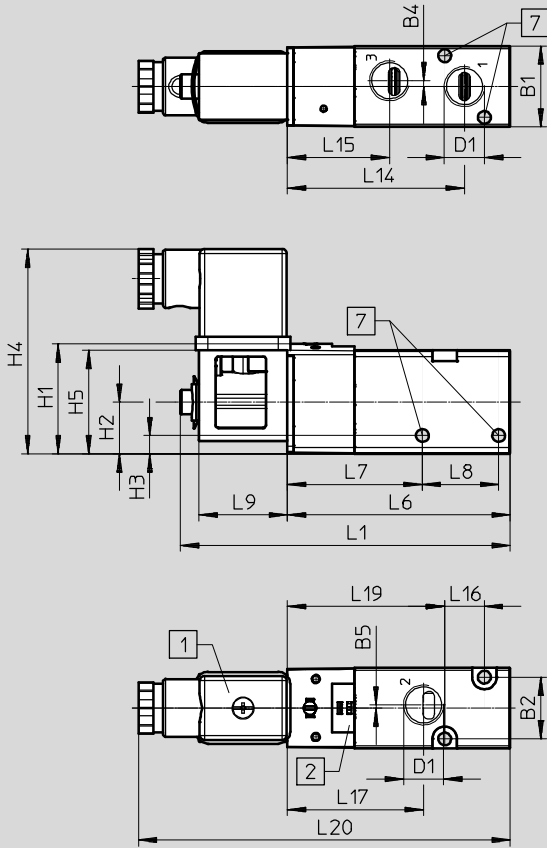
Solenoid valves VUVS-LK, size 25

Technical data

Dimensions

Download CAD data → www.festo.com

3/2-way valves, with solenoid coil and plug socket



1 Solenoid coil interface type B 2 Location for inscription label 7 For screw M4

Type	B1	B2	B4	B5	D1	H1	H2	H3	H4	H5
VUVS-LK25-M32C-AD-G14-1B2+GL-S	26.5	20.2	1.9	1	G1/4	36.1	16.9	6	67.1	33.9

Type	L1	L6	L7	L8	L9	L14	L15	L16	L17	L19	L20
VUVS-LK25-M32C-AD-G14-1B2+GL-S	109.2	74.1	44.2	25	29	58	33.5	13	44.6	51.5	122.9

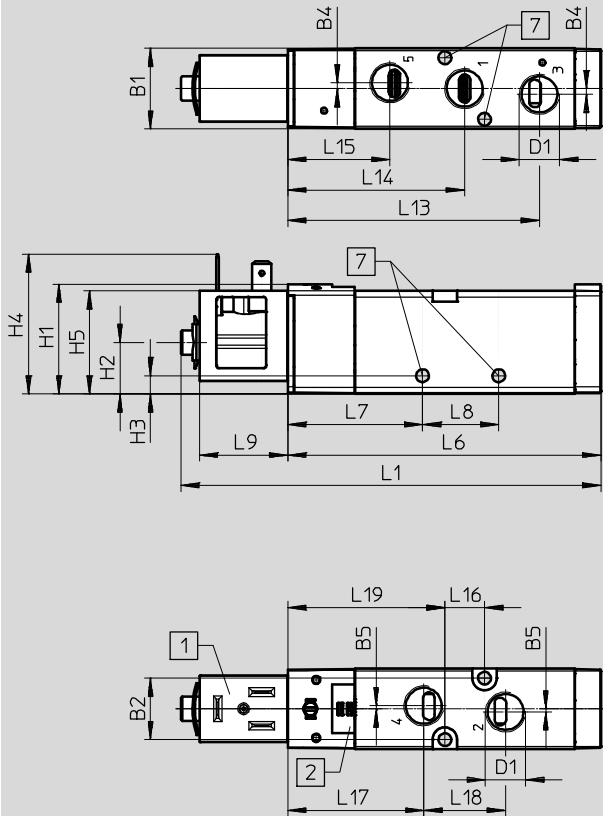
Solenoid valves VUVS-LK, size 25

Technical data

Dimensions

Download CAD data → www.festo.com

5/2-way single solenoid valves, with solenoid coil



- 1 Solenoid coil interface type B
 2 Location for inscription label
 7 For screw M4

Type	B1	B2	B4	B5	D1	H1	H2	H3	H4	H5
VUVS-LK25-M52-AD-G14-1B2-S	26.5	20.2	1.9	1	G1/4	36.1	16.9	6	45.9	33.9

Type	L1	L6	L7	L8	L9	L13	L14	L15	L16	L17	L18	L19
VUVS-LK25-M52-AD-G14-1B2-S	137.8	102.7	44.2	25	29	82.5	58	33.5	13	44.6	26.8	51.5

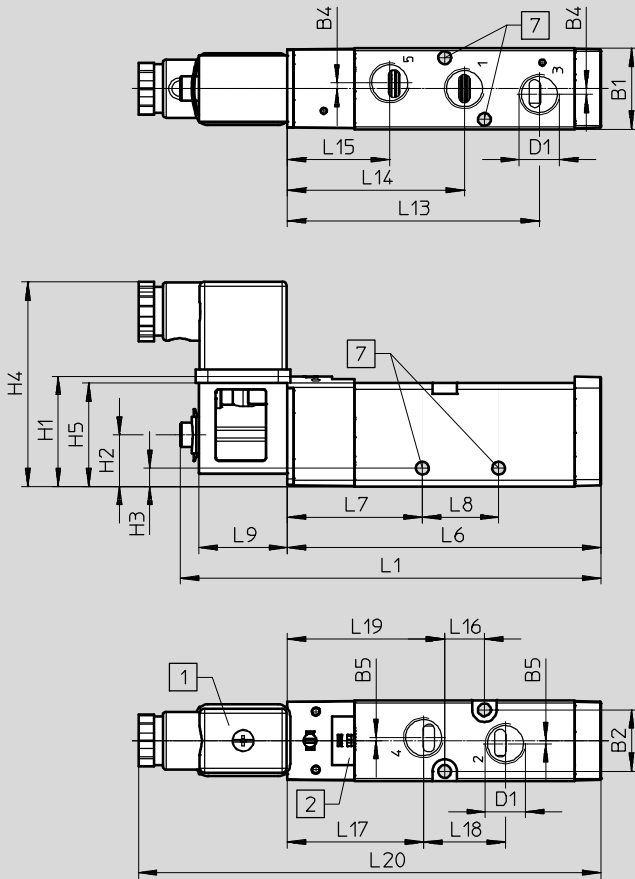
Solenoid valves VUVS-LK, size 25

Technical data

Dimensions

Download CAD data → www.festo.com

3/2-way single solenoid valves, with solenoid coil and plug socket



- 1 Solenoid coil interface type B
- 2 Location for inscription label
- 7 For screw M4

Type	B1	B2	B4	B5	D1	H1	H2	H3	H4	H5	L1	L6
VUVS-LK25-M52-AD-G14-1B2+GL-S	26.5	20.2	1.9	1	G1/4	36.1	16.9	6	67.1	33.9	137.8	102.7

Type	L7	L8	L9	L13	L14	L15	L16	L17	L18	L19	L20
VUVS-LK25-M52-AD-G14-1B2+GL-S	44.2	25	29	82.5	58	33.5	13	44.6	26.8	51.5	151.5

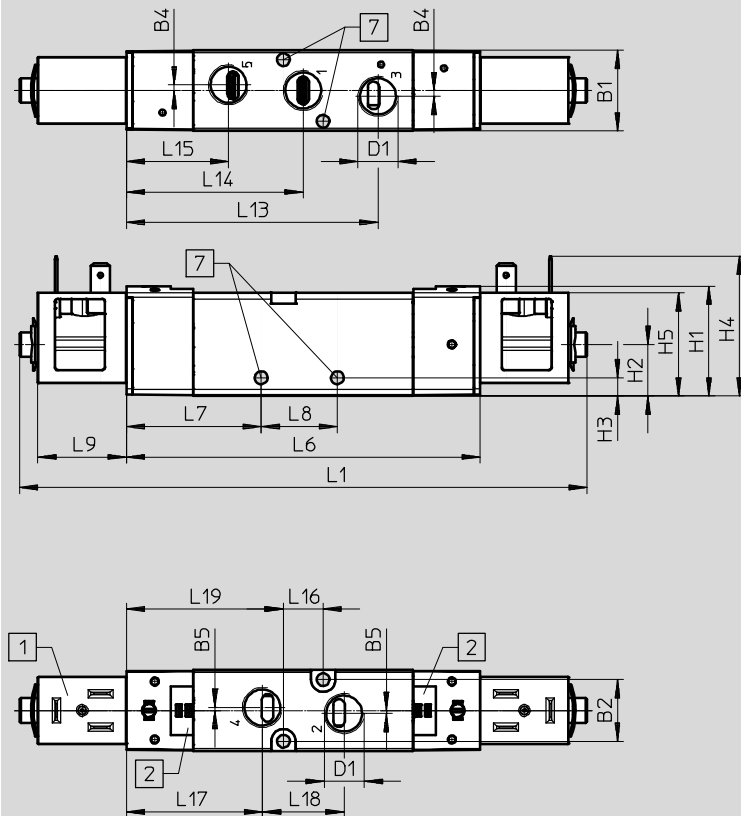
Solenoid valves VUVS-LK, size 25

Technical data

Dimensions

Download CAD data → www.festo.com

5/2-way double solenoid valves, with solenoid coil



- 1 Solenoid coil interface type B
 2 Location for inscription label
 7 For screw M4

Type	B1	B2	B4	B5	D1	H1	H2	H3	H4	H5
VUVS-LK25-B52-D-G14-1B2-S	26.5	20.2	1.9	1	G1/4	36.1	16.9	6	45.9	33.9

Type	L1	L6	L7	L8	L9	L13	L14	L15	L16	L17	L18	L19
VUVS-LK25-B52-D-G14-1B2-S	186.1	116	44.2	25	29	82.5	58	33.5	13	44.6	26.8	51.5

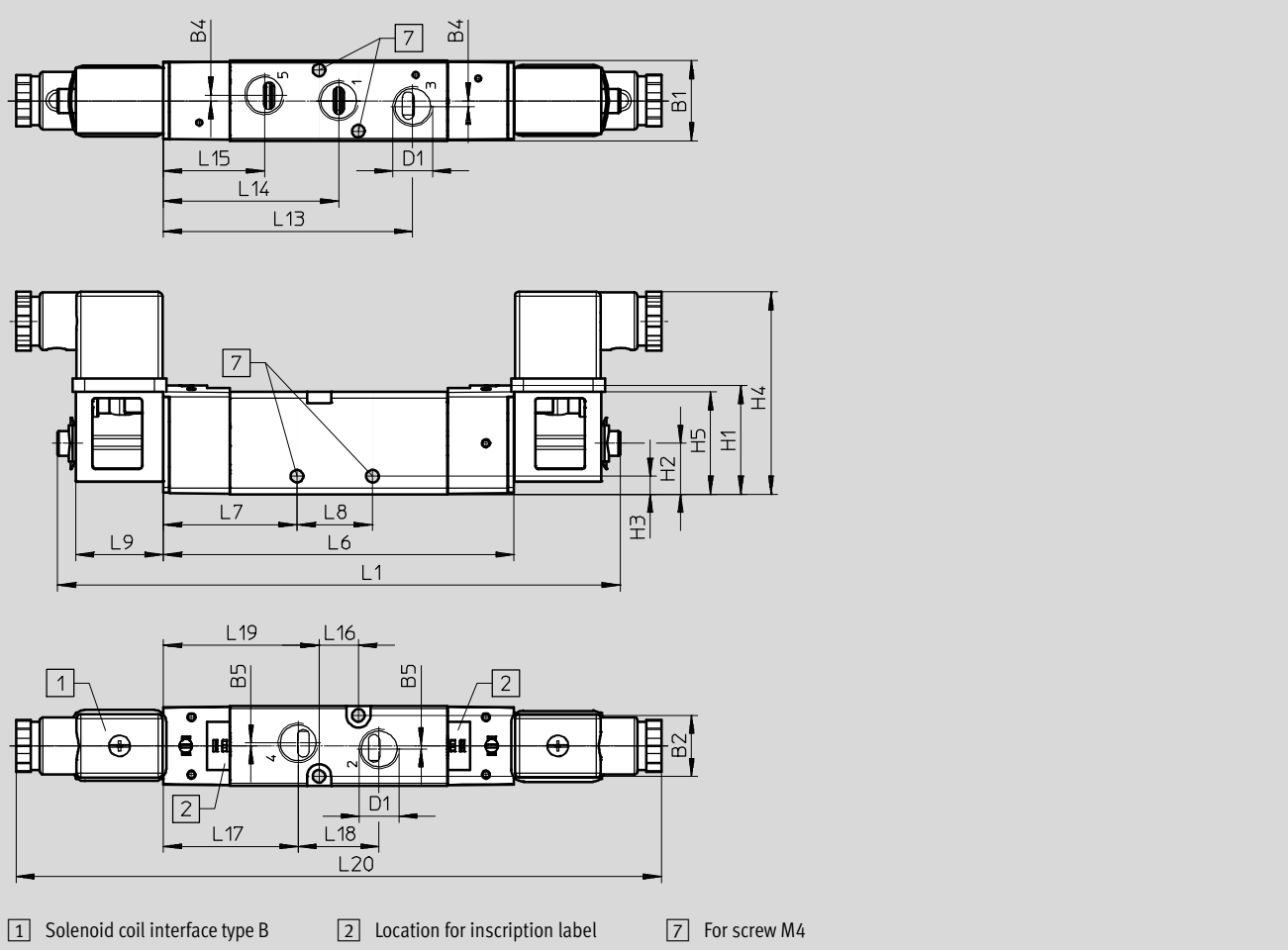
Solenoid valves VUVS-LK, size 25

Technical data

Dimensions

Download CAD data → www.festo.com

5/2-way double solenoid valves, with solenoid coil and plug socket



Type	B1	B2	B4	B5	D1	H1	H2	H3	H4	H5	L1	L6
VUVS-LK25-B52-D-G14-1B2+GL-S	26.5	20.2	1.9	1	G1/4	36.1	16.9	6	67.1	33.9	186.1	116

Type	L7	L8	L9	L13	L14	L15	L16	L17	L18	L19	L20
VUVS-LK25-B52-D-G14-1B2+GL-S	44.2	25	29	82.5	58	33.5	13	44.6	26.8	51.5	213.6

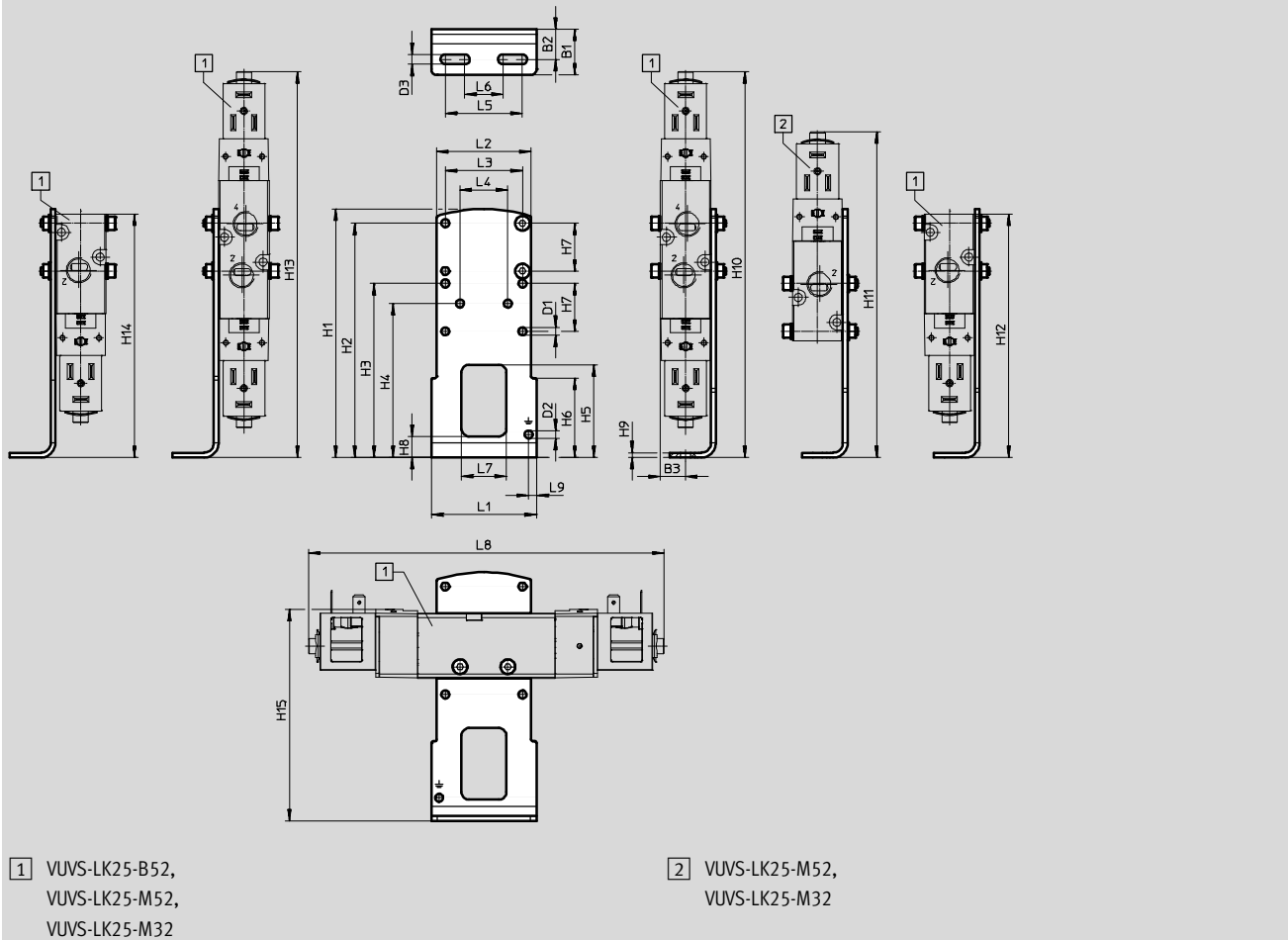
Solenoid valves VUVS-LK, size 25

Accessories

Dimensions

Download CAD data → www.festo.com

Foot mounting



Type		B1	B2	B3	D1 ∅	D2 ∅	D3	H1	H2	H3	H4
VAME-B10-25-A	VUVS-LK25-B52	24	15.8	13.3	4.2	4.2	5.2	130	122.5	91	80.5
	VUVS-LK25-M52										
	VUVS-LK25-M32										

Type		H5	H6	H7	H8	H9	H10	H11	H12	H13	H14
VAME-B10-25-A	VUVS-LK25-B52	48.5	41.5	25	11	2.5	201.8	–	204.4	201.8	204.4
	VUVS-LK25-M52							170.3	156		156
	VUVS-LK25-M32							127.4	127.4	127.4	

Type		H15	L1	L2	L3	L4	L5	L6	L7	L8	L9
VAME-B10-25-A	VUVS-LK25-B52	110.6	55	49.4	40.4	25	40	20	23.5	186.1	4.1
	VUVS-LK25-M52									137.8	
	VUVS-LK25-M32									109.2	

Solenoid valves VUVS-LK, size 25

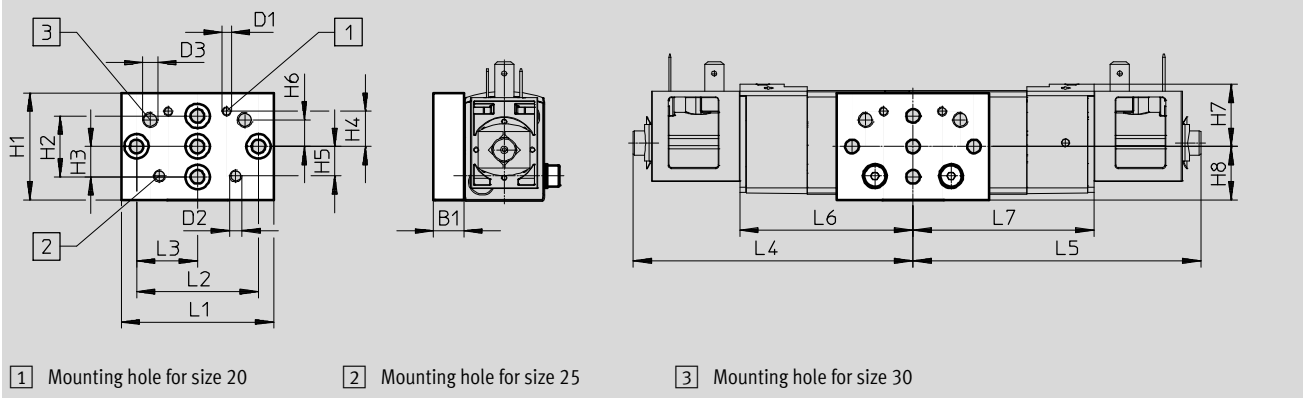
Accessories



Dimensions

Download CAD data → www.festo.com

Wall mounting



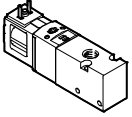
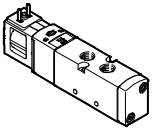
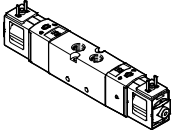
Type		B1	D1	D2	D3	H1	H2	H3	H4	H5	H6
VAME-B10-20-W	VUVS-LK25-B52	10	M3	M4	M5	35	20	10	11.5	9.7	8.7
	VUVS-LK25-M52										
	VUVS-LK25-M32										

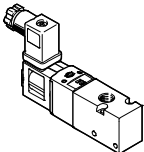

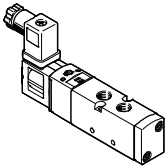

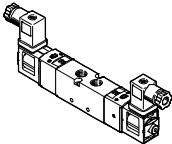

Type		H7	H8	L1	L2	L3	L4	L5	L6	L7
VAME-B10-20-W	VUVS-LK25-B52	20.4	17.5	50	40	20	93.1	93.1	56.7	59.3
	VUVS-LK25-M52							44.7		-
	VUVS-LK25-M32							15		-

Solenoid valves VUVS-LK, size 25

Accessories

★ Core product range

Ordering data				
	Code	Valve function	Part No.	Type
3/2-way valve with solenoid coil (24 V DC)				
	Single solenoid, normally closed, type B			
	M32C-A	Pneumatic spring return, internal pilot air supply, direction of flow not reversible	★ 8043217	VUVS-LK25-M32C-AD-G14-1B2-S
5/2-way valve with solenoid coil (24 V DC)				
	Single solenoid, type B			
	M52-A	Pneumatic spring return, internal pilot air supply, direction of flow not reversible	★ 8043218	VUVS-LK25-M52-AD-G14-1B2-S
	Double solenoid, type B			
	B52	Internal pilot air supply, direction of flow not reversible	★ 8043219	VUVS-LK25-B52-D-G14-1B2-S

Ordering data				
	Code	Valve function	Part No.	Type
3/2-way valve with solenoid coil (24 V DC)				
	Single solenoid, normally closed, type B			
	M32C-A	Pneumatic spring return, internal pilot air supply, direction of flow not reversible Plug socket with LED	8060304	VUVS-LK25-M32C-AD-G14-1B2+GL-S 
5/2-way valve with solenoid coil (24 V DC)				
	Single solenoid, type B			
	M52-A	Pneumatic spring return, internal pilot air supply, direction of flow not reversible Plug socket with LED	8060305	VUVS-LK25-M52-AD-G14-1B2+GL-S 
	Double solenoid, type B			
	B52	Internal pilot air supply, direction of flow not reversible Plug socket with LED	8060306	VUVS-LK25-B52-D-G14-1B2+GL-S 



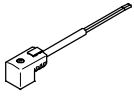

Festo core product range




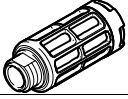

- ★ Ready for dispatch from the Festo factory in 24 hours
- ☆ Ready for dispatch in 5 days maximum from stock

Solenoid valves VUVS-LK, size 25

Accessories

FESTO

Ordering data						
Description		Part No.	Type			
Cover cap						
	For manual override, non-detenting or covered		8049539	VAMC-B10-25-CH2-S		
Plug socket						
	Plug pattern type B, industry standard					
	3-pin, screw terminal	Cable fitting M16	0 ... 250 V AC/DC	IP65	539710	MSSD-F-M16
		Cable fitting Pg9			★ 34431	MSSD-F
3-pin, insulation displacement connector	–	0 ... 250 V AC/DC	IP67	192746	MSSD-F-S-M16	
Plug socket with cable						
	Plug pattern type B, industry standard					
	Angled socket, 3-pin Cable, open end, 3-wire	24 V DC	LED	2.5 m	★ 30935	KMF-1-24DC-2.5-LED
				5 m	30937	KMF-1-24DC-5-LED
				10 m	193458	KMF-1-24-10-LED
Illuminating seal						
	Plug pattern type B, industry standard		24 V DC		19143	MF-LD-12-24DC

Ordering data						
Description		Part No.	Type		PU ¹⁾	
Push-in fitting with internal hex						
	Connecting thread G1/4 for tubing O.D.		6 mm	★ 186108	QS-G1/4-6-I	10
			8 mm	★ 186110	QS-G1/4-8-I	10
			10 mm	★ 186112	QS-G1/4-10-I	10
Angled push-in fitting with external hex						
	Connecting thread G1/4 for tubing O.D.		6 mm	★ 186118	QSL-G1/4-6	10
				132051	QSL-G1/4-6-100	100
			8 mm	★ 186120	QSL-G1/4-8	10
				132052	QSL-G1/4-8-50	50
				★ 186122	QSL-G1/4-10	10
132053	QSL-G1/4-10-50	50				
Angled push-in fitting, long, with external hex						
	Connecting thread G1/4 for tubing O.D.		6 mm	186129	QSL-L-G1/4-6	10
			8 mm	186131	QSL-L-G1/4-8	10
			10 mm	186133	QSL-L-G1/4-10	10
Silencers						
	With connecting thread G polymer design		G1/4	★ 2316	U-1/4	1
				534223	U-1/4-20	20
	With connecting thread G, metal design		G1/4	★ 6842	U-1/4-B	1

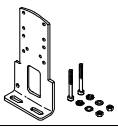
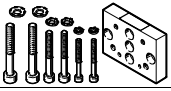
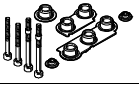


1) Packaging unit

Festo core product range

- ★ Ready for dispatch from the Festo factory in 24 hours
- ☆ Ready for dispatch in 5 days maximum from stock


Solenoid valves VUVS-LK, size 25


Accessories

Ordering data				
	Description	Weight [g]	Part No.	Type
Foot mounting				
	With screw set for attaching the valve to the foot mounting	130	2293485	VAME-B10-25-A
Wall mounting				
	With screw set for attaching the valve to the wall mounting	53	576413	VAME-B10-20-W
Spare parts selection				
	Set comprising seals and screws	12	8035636	VAME-B10-25-MK
Screw set				
	For mounting valves VUVS-LK on common supply manifolds, comprising 2 screws M4x40	9.6	8068789	VAME-B10-25-S
Inscription label				
	40 pieces in frame	–	565306	ASLR-C-E4

Solenoid valves VUVS-LK, size 30

Technical data

 Flow rate
Up to 1600 l/min

 Valve width
31 mm

 Voltage
24 V DC



General technical data			
Valve function		3/2-way valve	5/2-way valve
Order code for valves		M32C	M52 B52
Valve width	[mm]	31	
Nominal size	[mm]	8.1	
Design		Piston spool	
Flow direction		Non-reversible	
Pilot air supply		Internal	
Type of control		Piloted	
Manual override		Non-detenting, detenting	
Non-overlapping		Yes	
Sealing principle		Soft	
Type of mounting		Optionally via through-hole or on manifold rail	
Standard nominal flow rate q _{nN}	[l/min]	1600	1600 1600
Type of actuation		Electrical	
Mounting position		Any	
Exhaust air function		With flow control	
Connection for venting hole		Not ducted	
b value		0.37	
c value	[l/sbar]	7.03	
Pneumatic connection	1, 2, 3 4, 5	G3/8 –	G3/8 G3/8
Corrosion resistance class CRC ¹⁾		1	

1) Corrosion resistance class CRC 1 to Festo standard FN 940070
Low corrosion stress. For dry indoor applications or transport and storage protection. Also applies to parts behind covers, in the non-visible interior area, and parts which are covered in the application (e.g. drive trunnions).

Technical data – 3/2-way valves		
Order code for valves		M32C
Normal position		Closed
Stable position		Monostable
Reset method		Pneumatic spring
Switching times	On	16
	Off	20
	Change-over	–
Product weight including solenoid coil	[g]	250
Product weight including solenoid coil and plug socket	[g]	274

Solenoid valves VUVS-LK, size 30

Technical data

Technical data – 5/2-way valves		
Order code for valves	M52	B52
Normal position	–	–
Stable position	Monostable	Bistable
Reset method	Pneumatic spring	–
Switching times	On	16
	Off	21
	Change-over	–
Product weight including solenoid coil	[g] 315	392
Product weight including solenoid coil and plug socket	[g] 339	416

Safety data		
Max. positive test pulse 0 signal	[μs]	2500
Max. negative test pulse 1 signal	[μs]	1100
Shock resistance	Shock test with severity level 1 to FN 942017-5 and EN 60068-2-27	
Vibration resistance	Transport application test with severity level 2 to FN 942017-4 and EN 60068-2-6	

Operating and environmental conditions			
Order code for valves	M32C	M52	B52
Operating medium	Compressed air to ISO 8573-1:2010 [7:4:4]		
Pilot medium	Compressed air to ISO 8573-1:2010 [7:4:4]		
Note on operating/pilot medium	Lubricated operation possible (in which case lubricated operation will always be required)		
Operating pressure	[bar] 1.5 ... 8	1.5 ... 8	1.5 ... 8
Ambient temperature	[°C] –5 ... +50		
Temperature of medium	[°C] –5 ... +50		

Electrical data		
Electrical connection	Plug connector type B	
Operating voltage	[V DC]	24
Permissible voltage fluctuations	[%]	10
Power	[W]	3.3
Duty cycle ED	[%]	100
Degree of protection to EN 60529	IP65 with plug socket	

Information on materials	
Housing	Wrought aluminium alloy
Seals	HNBR, NBR
Piston spool	Wrought aluminium alloy
Note on materials	RoHS compliant
	Contains paint-wetting impairment substances

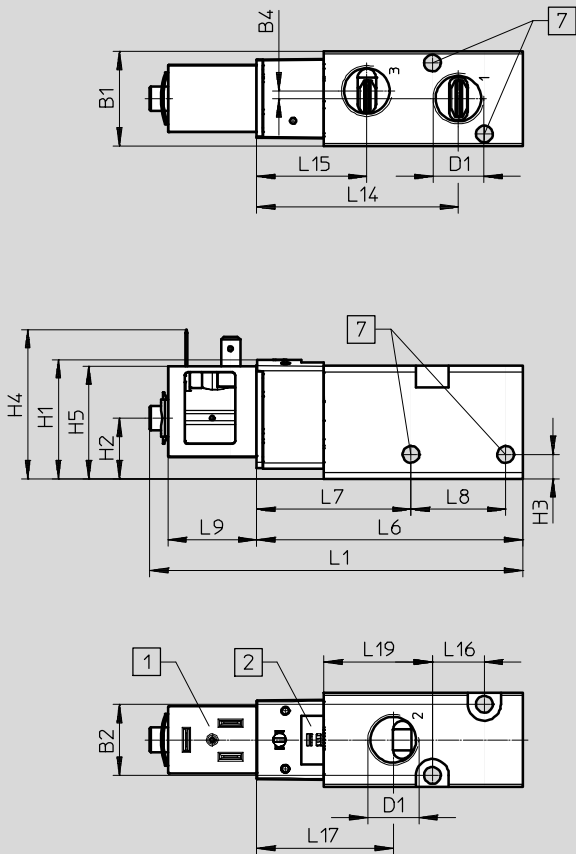
Solenoid valves VUVS-LK, size 30

Technical data

Dimensions

Download CAD data → www.festo.com

3/2-way valves, with solenoid coil



- 1 Solenoid coil interface type B
- 2 Location for inscription label
- 7 For screw M5

Type	B1	B2	B4	D1	H1	H2	H3	H4	H5
VUVS-LK30-M32C-AD-G38-1B2-S	31	23.3	2.5	G3/8	39.1	19.9	8	48.9	36.9

Type	L1	L6	L7	L8	L9	L14	L15	L16	L17	L19
VUVS-LK30-M32C-AD-G38-1B2-S	122.1	87.1	50.6	31	29	66.1	36.1	17	44.8	57.6

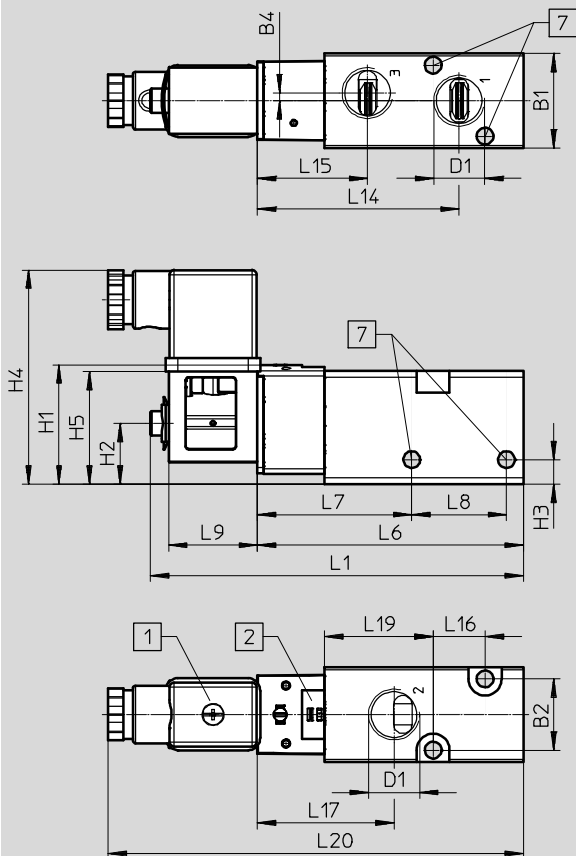
Solenoid valves VUVS-LK, size 30

Technical data

Dimensions

Download CAD data → www.festo.com

3/2-way valves, with solenoid coil and plug socket



- 1 Solenoid coil interface type B
 2 Location for inscription label
 7 For screw M5

Type	B1	B2	B4	D1	H1	H2	H3	H4	H5	L1
VUVS-LK30-M32C-AD-G38-1B2+GL-S	31	23,3	2,5	G3/8	39,1	19,9	8	70,1	36,9	122,1

Type	L6	L7	L8	L9	L14	L15	L16	L17	L19	L20
VUVS-LK30-M32C-AD-G38-1B2+GL-S	87,1	50,6	31	29	66,1	36,1	17	44,8	57,6	135,9

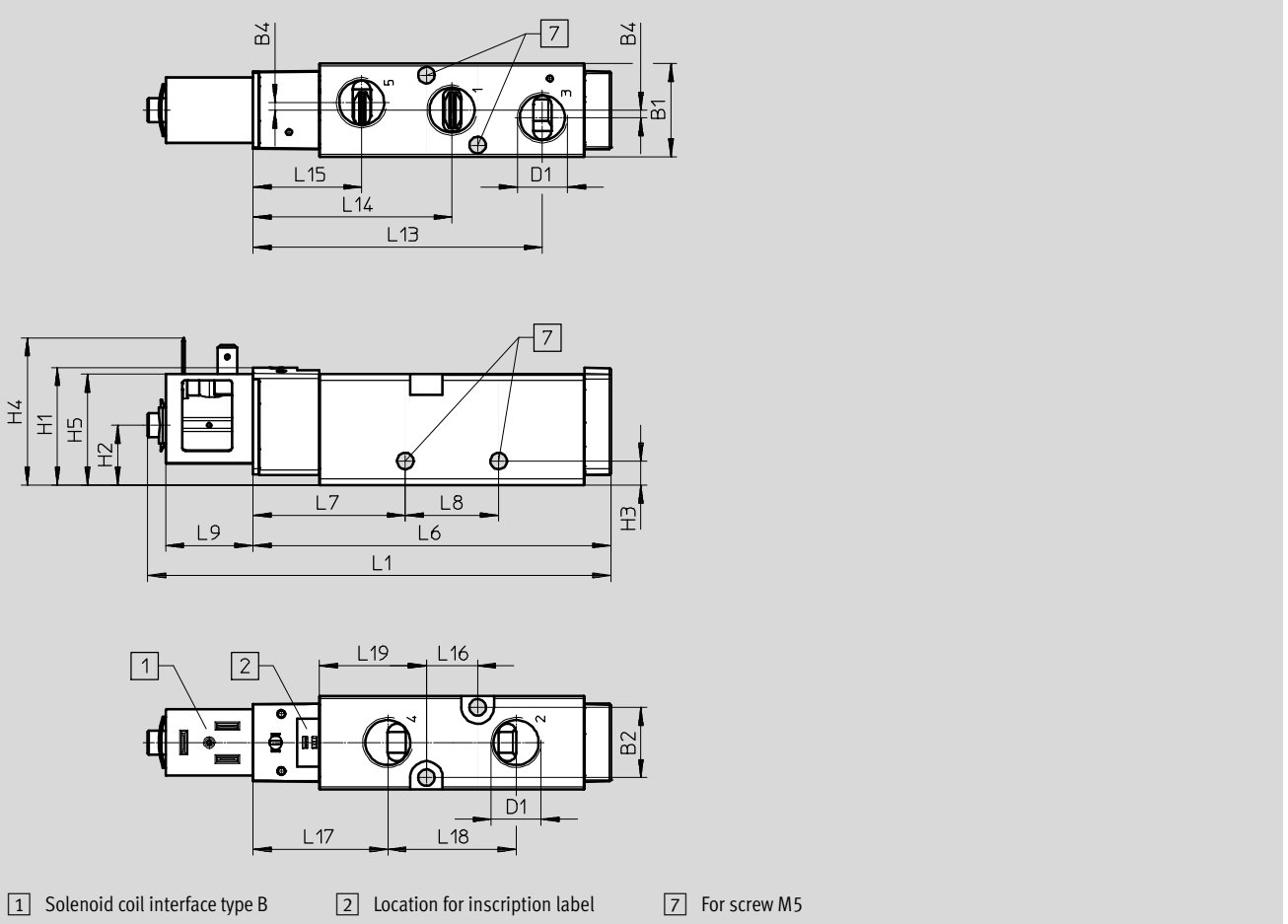
Solenoid valves VUVS-LK, size 30

Technical data

Dimensions

Download CAD data → www.festo.com

5/2-way single solenoid valves, with solenoid coil



Type	B1	B2	B4	D1	H1	H2	H3	H4	H5
VUVS-LK30-M52-AD-G38-1B2-S	31	23.3	2.5	G3/8	39.1	19.9	8	48.9	36.9

Type	L1	L6	L7	L8	L9	L13	L14	L15	L16	L17	L18	L19
VUVS-LK30-M52-AD-G38-1B2-S	153.8	118.8	50.6	31	29	96.1	66.1	36.1	17	44.8	42.6	57.6

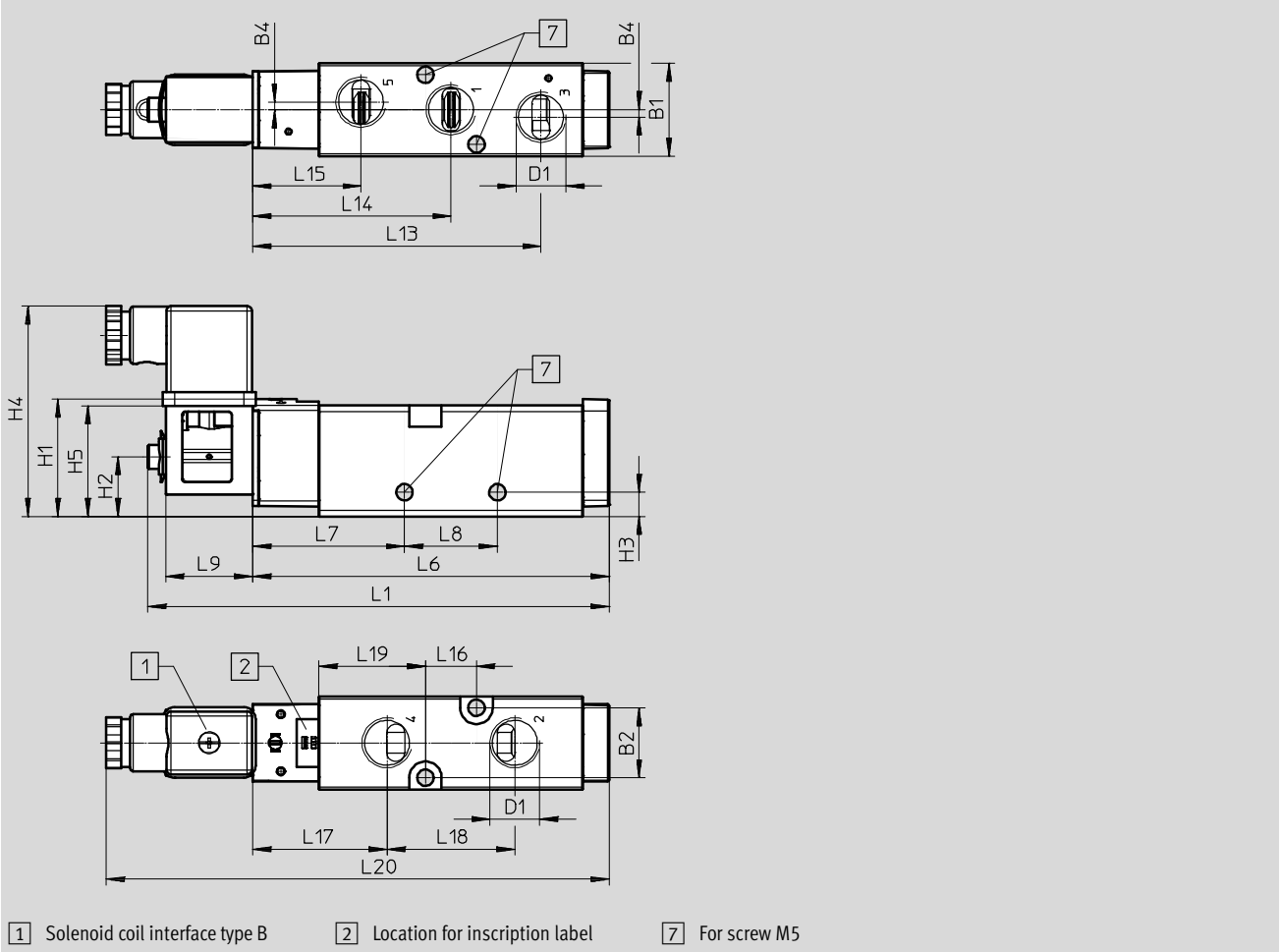
Solenoid valves VUVS-LK, size 30

Technical data

Dimensions

Download CAD data → www.festo.com

5/2-way single solenoid valves, with solenoid coil and plug socket



Type	B1	B2	B4	D1	H1	H2	H3	H4	H5	L1	L6
VUVS-LK30-M52-AD-G38-1B2+GL-S	31	23.3	2.5	G3/8	39.1	19.9	8	70.1	36.9	153.8	118.8

Type	L7	L8	L9	L13	L14	L15	L16	L17	L18	L19	L20
VUVS-LK30-M52-AD-G38-1B2+GL-S	50.6	31	29	96.1	66.1	36.1	17	44.8	42.6	57.6	167.6

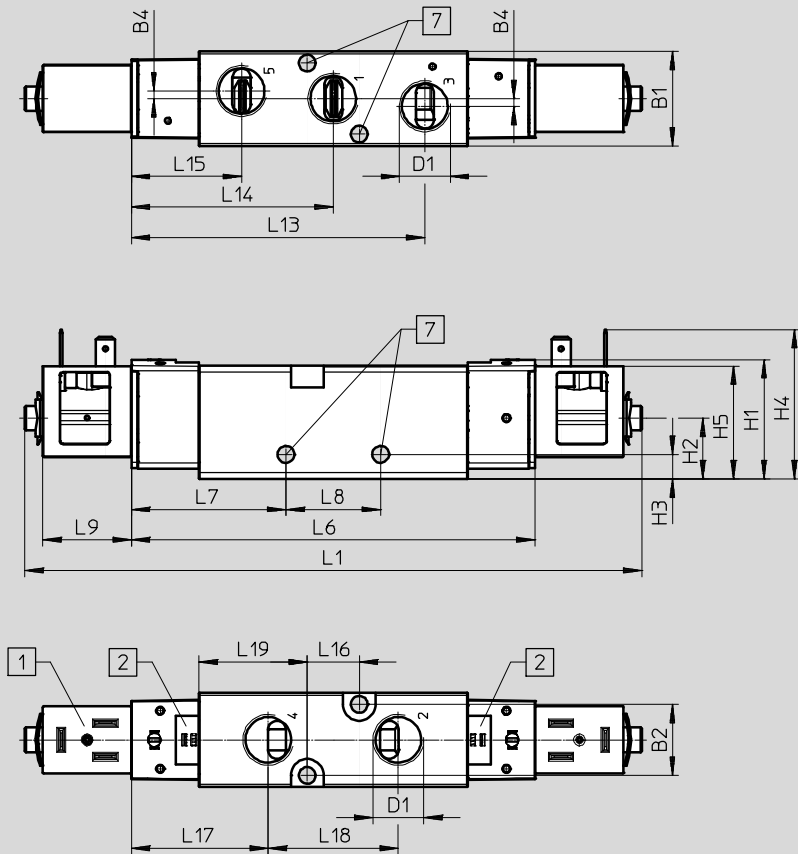
Solenoid valves VUVS-LK, size 30

Technical data

Dimensions

Download CAD data → www.festo.com

5/2-way double solenoid valves, with solenoid coil



1 Solenoid coil interface type B 2 Location for inscription label 7 For screw M5

Type	B1	B2	B4	D1	H1	H2	H3	H4	H5
VUVS-LK30-B52-D-G38-1B2-S	31	23.3	2.5	G3/8	39.1	19.9	8	48.9	36.9

Type	L1	L6	L7	L8	L9	L13	L14	L15	L16	L17	L18	L19
VUVS-LK30-B52-D-G38-1B2-S	202.1	132.2	50.6	31	29	96.1	66.1	36.1	17	44.8	42.6	57.6

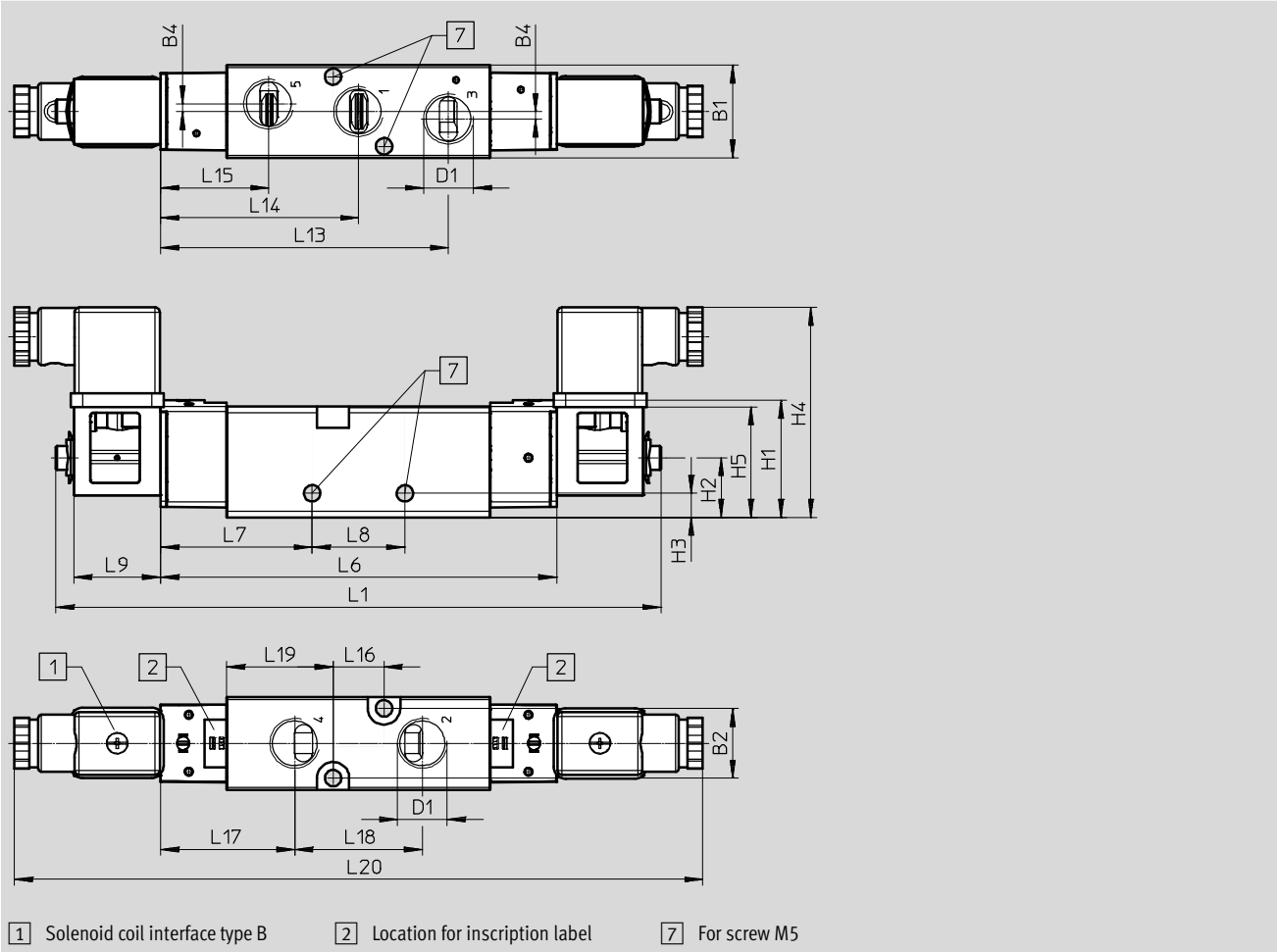
Solenoid valves VUVS-LK, size 30

Technical data

Dimensions

Download CAD data → www.festo.com

5/2-way double solenoid valves, with solenoid coil and plug socket



Type	B1	B2	B4	D1	H1	H2	H3	H4	H5	L1	L6
VUVS-LK30-B52-D-G38-1B2+GL-S	31	23,3	2,5	G3/8	39,1	19,9	8	70,1	36,9	202,1	132,2

Type	L7	L8	L9	L13	L14	L15	L16	L17	L18	L19	L20
VUVS-LK30-B52-D-G38-1B2+GL-S	50,6	31	29	96,1	66,1	36,1	17	44,8	42,6	57,6	229,8

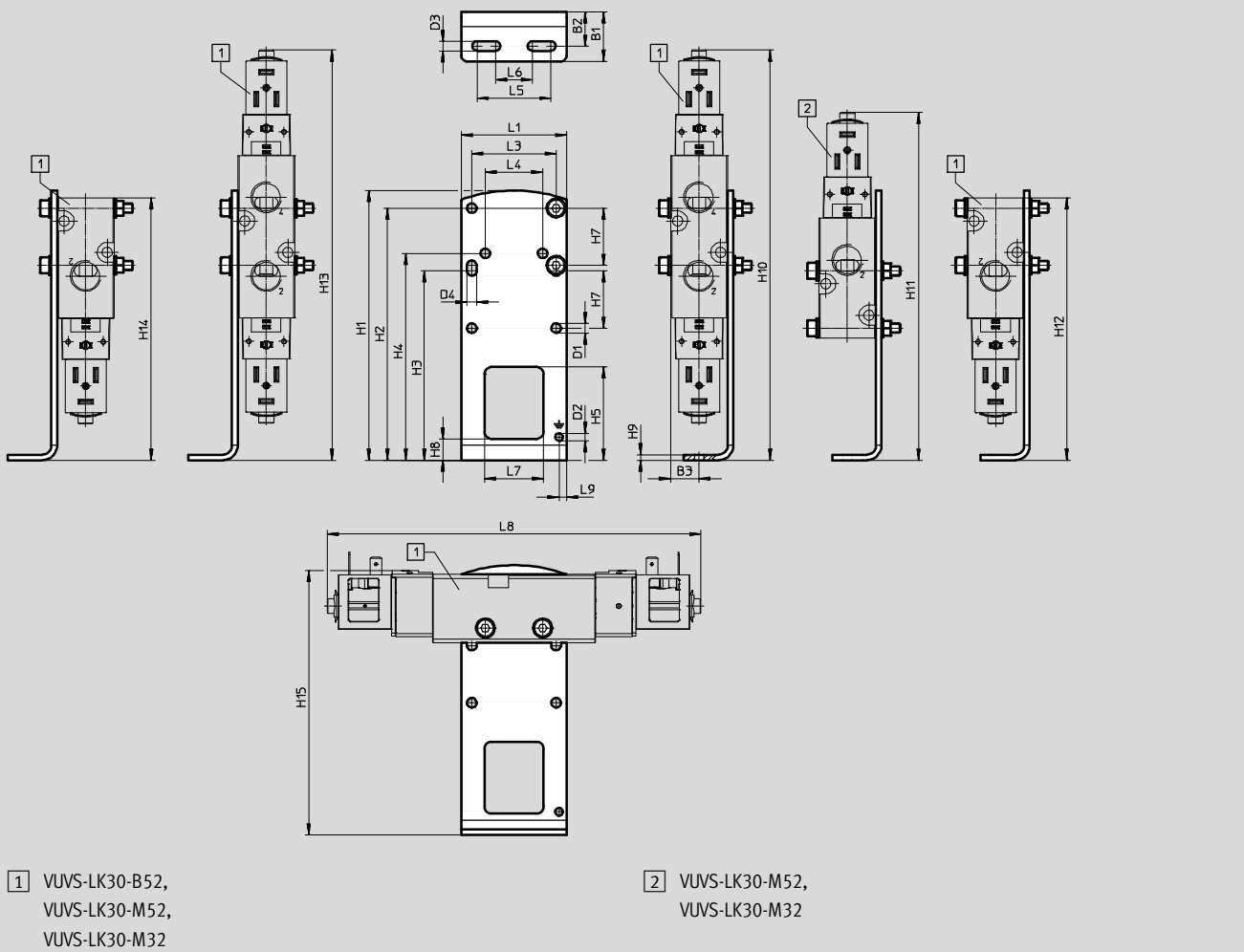
Solenoid valves VUVS-LK, size 30

Accessories

Dimensions

Download CAD data → www.festo.com

Foot mounting



Type		B1	B2	B3	D1 ∅	D2 ∅	D3	D4	H1	H2	H3
VAME-B10-30-A	VUVS-LK30-B52	26.8	18.5	15.5	5.2	4.2	5.2	5.2	146	136.5	102.5
	VUVS-LK30-M52										
	VUVS-LK30-M32										

Type		H4	H5	H7	H8	H9	H10	H11	H12	H13	H14
VAME-B10-30-A	VUVS-LK30-B52	112	50.5	31	11.5	3	222	–	222.1	222	222.1
	VUVS-LK30-M52							188	173.8		173.8
	VUVS-LK30-M32								142.1		142.1

Type		H15	L1	L3	L4	L5	L6	L7	L8	L9
VAME-B10-30-A	VUVS-LK30-B52	143.1	57	45.6	31	40	20	32	202.1	4.1
	VUVS-LK30-M52								153.8	
	VUVS-LK30-M32								122.1	

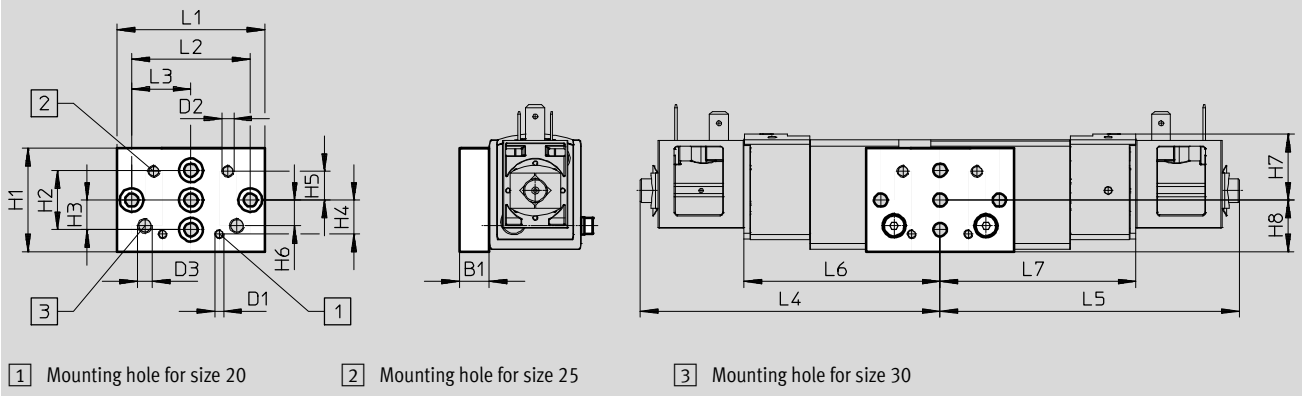
Solenoid valves VUVS-LK, size 30

Accessories

Dimensions

Download CAD data → www.festo.com

Wall mounting



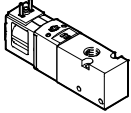
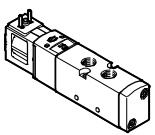
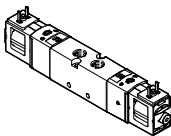
Type		B1	D1	D2	D3	H1	H2	H3	H4	H5	H6
VAME-B10-30-W	VUVS-LK30-B52	10	M3	M4	M5	35	20	10	11.5	9.7	8.7
	VUVS-LK30-M52										
	VUVS-LK30-M32										

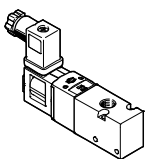

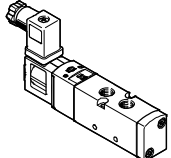

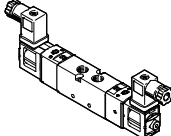

Type		H7	H8	L1	L2	L3	L4	L5	L6	L7
VAME-B10-30-W	VUVS-LK30-B52	22.4	17.5	50	40	20	101.1	101.1	66.1	66.1
	VUVS-LK30-M52							52.7		-
	VUVS-LK30-M32							21		-

Solenoid valves VUVS-LK, size 30

Accessories



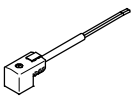

★ Core product range




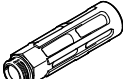
Ordering data				
	Code	Valve function	Part No.	Type
3/2-way valve with solenoid coil (24 V DC)				
	Single solenoid, normally closed, type B			
	M32C-A	Pneumatic spring return, internal pilot air supply, direction of flow not reversible	★ 8049880	VUVS-LK30-M32C-AD-G38-1B2-S
5/2-way valve with solenoid coil (24 V DC)				
	Single solenoid, type B			
	M52-A	Pneumatic spring return, internal pilot air supply, direction of flow not reversible	★ 8049881	VUVS-LK30-M52-AD-G38-1B2-S
	Double solenoid, type B			
	B52	Internal pilot air supply, direction of flow not reversible	★ 8049882	VUVS-LK30-B52-D-G38-1B2-S

Ordering data				
	Code	Valve function	Part No.	Type
3/2-way valve with solenoid coil (24 V DC)				
	Single solenoid, normally closed, type B			
	M32C-A	Pneumatic spring return, internal pilot air supply, direction of flow not reversible Plug socket with LED	8060309	VUVS-LK30-M32C-AD-G38-1B2+GL-S 
5/2-way valve with solenoid coil (24 V DC)				
	Single solenoid, type B			
	M52-A	Pneumatic spring return, internal pilot air supply, direction of flow not reversible Plug socket with LED	8060310	VUVS-LK30-M52-AD-G38-1B2+GL-S 
	Double solenoid, type B			
	B52	Internal pilot air supply, direction of flow not reversible Plug socket with LED	8060311	VUVS-LK30-B52-D-G38-1B2+GL-S 

Solenoid valves VUVS-LK, size 30

Accessories

Ordering data						
Description		Part No.	Type			
Cover cap						
	For manual override, non-detenting or covered	8049539	VAMC-B10-25-CH2-S			
Plug socket						
	Connection pattern type B, industry standard					
	3-pin, screw terminal	Cable fitting M16	0 ... 250 V AC/DC	IP65	539710	MSSD-F-M16
		Cable fitting Pg9			★ 34431	MSSD-F
3-pin, insulation displacement connector	–	0 ... 250 V AC/DC	IP67	192746	MSSD-F-S-M16	
Plug socket with cable						
	Connection pattern type B, industry standard					
	Angled socket, 3-pin Cable, open end, 3-wire	24 V DC	LED	2.5 m	★ 30935	KMF-1-24DC-2.5-LED
				5 m	30937	KMF-1-24DC-5-LED
10 m				193458	KMF-1-24-10-LED	
Illuminating seal						
	Connection pattern type B, industry standard	24 V DC			19143	MF-LD-12-24DC

Ordering data						
Description		Part No.	Type		PU ¹⁾	
Push-in fitting with internal hex						
	Connecting thread G3/8 for tubing O.D.	6 mm	★ 186111	QS-G3/8-8-I	10	
		8 mm	★ 186113	QS-G3/8-10-I	10	
		10 mm	★ 186114	QS-G3/8-12-I	10	
Angled push-in fitting with external hex						
	Connecting thread G3/8 for tubing O.D.	8 mm	★ 186121	QSL-G3/8-8	10	
			132055	QSL-G3/8-8-50	50	
		10 mm	★ 186123	QSL-G3/8-10	10	
132056	QSL-G3/8-10-20		20			
Angled push-in fitting, long, with external hex						
	Connecting thread G3/8 for tubing O.D.	8 mm	186132	QSL-G3/8-8	10	
		10 mm	186134	QSL-G3/8-10	10	
Silencers						
	With connecting thread G, metal design	G3/8	★ 6843	U-3/8-B	1	

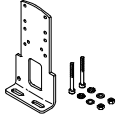
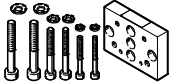



1) Packaging unit

Festo core product range

- ★ Ready for dispatch from the Festo factory in 24 hours
- ☆ Ready for dispatch in 5 days maximum from stock




Solenoid valves VUVS-LK, size 30


Accessories

Ordering data				
	Description	Weight [g]	Part No.	Type
Foot mounting				
	With screw set for attaching the valve to the foot mounting	239	8026337	VAME-B10-30-A
Wall mounting				
	With screw set for attaching the valve to the wall mounting	53	576413	VAME-B10-20-W
Set of spare parts				
	Set comprising seals and screws	22	8035637	VAME-B10-30-MK
Screw set				
	For mounting valves VUVS-LK on common supply manifolds, comprising 2 screws M5x50	15.5	8068790	VAME-B10-30-S
Inscription label				
	40 pieces in frame	-	565306	ASLR-C-E4

Solenoid valves VUVS-LT, size 25

Technical data

-  Flow rate
Up to 1000 l/min (±20%)
-  Valve width
26.5 mm
-  Voltage
24 V DC



General technical data							
Valve function	3/2-way valve					5/2-way valve	
Order code for valves	M32C	M32U	T32C	T32U	T32H	M52	B52
Valve width [mm]	26.5						
Nominal size [mm]	6.9	6.6	6.9	6.6	6.9	6.6	6.6
Design	Disc seat						
Flow direction	Non-reversible						
Pilot air supply port	Internal or external						
Type of control	Piloted						
Manual override	Non-detenting, detenting						
Non-overlapping	No						
Sealing principle	Soft						
Type of mounting	Optionally via through-hole or on manifold rail						
Standard nominal flow rate q _N [l/min]	1000						
Type of actuation	Electrical						
Mounting position	Any						
Exhaust air function	With flow control						
Connection for venting hole	Not ducted						
b value	0.4	0.3	0.4	0.3	0.4	0.3	0.2
c value [l/sbar]	4.4	4.2	4.5	4.4	4.4	4.5	4.6
Pneumatic connection 1, 2, 3	G1/4	G1/4	G1/4	G1/4	G1/4	G1/4	G1/4
Pneumatic connection 4, 5	–	–	G1/4	G1/4	G1/4	G1/4	G1/4
Pilot air port 12, 14	M5	M5	M5	M5	M5	M5	M5
Pilot exhaust air port 82, 84	M5	M5	M5	M5	M5	M5	M5
Corrosion resistance ¹⁾	2						

1) Corrosion resistance class CRC 2 to Festo standard FN 940070
Moderate corrosion stress. Indoor applications in which condensation may occur. External visible parts with primarily decorative requirements for the surface and which are in direct contact with the ambient atmosphere typical for industrial applications.

ATEX	
ATEX category for gas	II 3G
Type of ignition protection for gas	Ex ec IIC T4 X Gc
ATEX category for dust	II 3D
Type of ignition protection for dust	Ex tc IIIC T115°C X Dc
Explosion ambient temperature [°C]	–10 ... +60
CE marking (see declaration of conformity)	To EU Explosion Protection Directive (ATEX)

Solenoid valves VUUS-LT, size 25

Technical data

Technical data								
Valve function		3/2-way valve					5/2-way valve	
Order code for valves		M32C	M32U	T32C	T32U	T32H	M52	B52
Normal position		Closed	Open	2x closed	2x open	1x open/ 1x closed	–	–
Stable position		Monostable	Monostable	Monostable	Monostable	Monostable	Monostable	Bistable
Reset method		Mechanical spring			Mechanical spring		Mechanical spring	–
Switching times	On	10	10	10	10	10	13	–
	Off	23	27	25	25	25	22	–
	Change-over	–	–	–	–	–	–	10
Switching time tolerance	[%]	±20						
Product weight excluding solenoid coil	[g]	208	208	312	312	312	299	310
Product weight including solenoid coil	[g]	260	260	415	415	415	351	415

Safety data		
Max. positive test pulse 0 signal	[µs]	2000
Max. negative test pulse 1 signal	[µs]	3600
Shock resistance	Shock test with severity level 2 to FN 942017-5 and EN 60068-2-27	
Vibration resistance	Transport application test with severity level 2 to FN 942017-4 and EN 60068-2-6	

Operating and environmental conditions									
Valve function		3/2-way valve					5/2-way valve		
Order code for valves		M32C	M32U	T32C	T32U	T32H	M52	B52	
Operating medium		Compressed air to ISO 8573-1:2010 [7:4:4]							
Pilot medium		Compressed air to ISO 8573-1:2010 [7:4:4]							
Note on operating/pilot medium		Lubricated operation possible (in which case lubricated operation will always be required)							
Operating pressure with internal pilot air	[bar]	2.5 ... 10					2.5 ... 10	1.5 ... 10	
Operating pressure with external pilot air	[bar]	–0.9 ... 10					2.5 ... 10	1.5 ... 10	
Pilot pressure	[bar]	2.5 ... 10					2.5 ... 10	1.5 ... 10	
Ambient temperature	[°C]	–5 ... +60					–10 ... +60		
Temperature of medium	[°C]	–5 ... +60					–10 ... +60		
Approval certificate	c UL us - Recognized (OL)								

Electrical data			
		With solenoid coil	Without solenoid coil
Electrical connection	Plug connector type C, plug connector type B		Via solenoid coil
Operating voltage	[V DC]	24	→ Internet: vacf
Permissible voltage fluctuations	[%]	10	
Power	[W]	3.3	
Duty cycle ED	[%]	100	
Degree of protection to EN 60529	IP65 with plug socket		

Information on materials	
Housing	Die-cast aluminium (painted)
Seals	HNBR, NBR, TPE-U(PU)
Piston spool	Wrought aluminium alloy, POM (VUUS-LT25-...-32)
Screws	Galvanised steel
Note on materials	RoHS compliant

Solenoid valves VUVS-LT, size 25

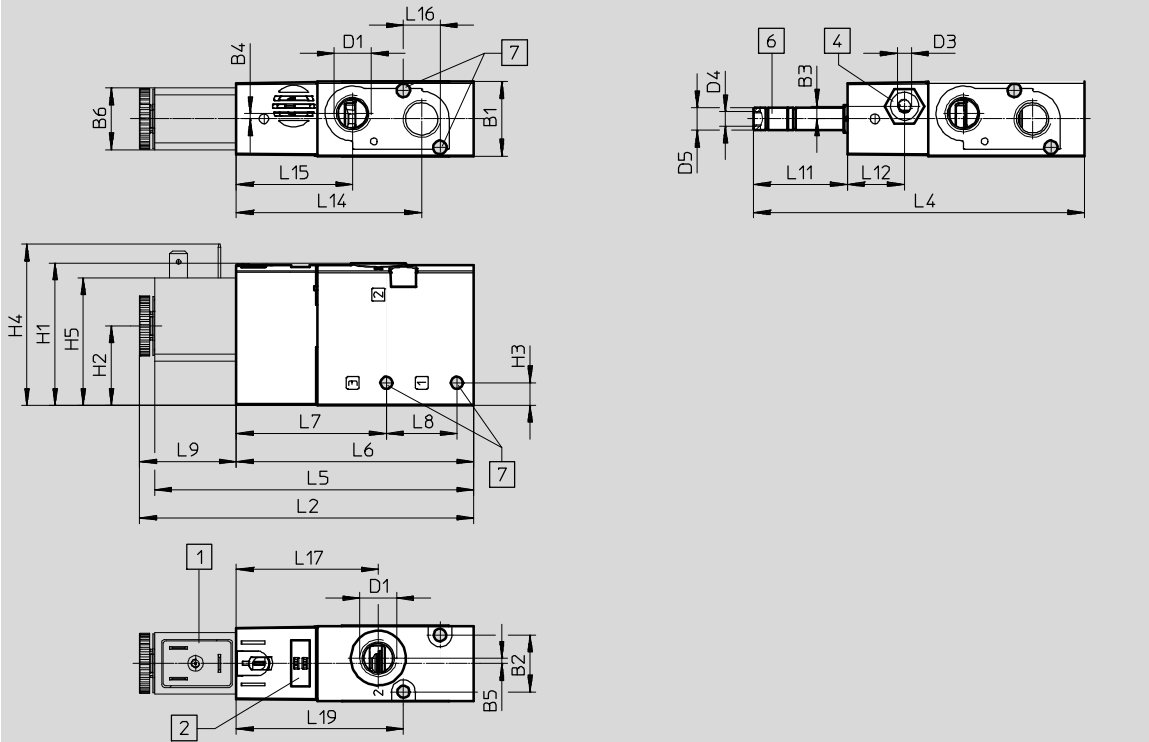
Technical data

Dimensions

Download CAD data → www.festo.com

3/2-way single solenoid valves, with solenoid coil

3/2-way single solenoid valves, without solenoid coil



- 1 Solenoid coil interface type B/type C
- 2 Location for inscription label
- 4 Port 10/12 for pilot air supply
- 6 Port 82 for pilot exhaust air
- 7 For screw M4

Type	B1	B2	B3	B4	B5	B6	D1	D3	D4	D5	H1	H2	H3	H4	H5
VUVS-LT25-M32-...D-G14-...	26.5	20.2	-	1.9	1.9	22	G1/4	-	M5	8	50.5	28.2	8	57.2	45.2
VUVS-LT25-M32-...ZD-G14-...			4.5					M5							

Type	L2	L4	L5	L6	L7	L8	L9	L11	L12	L14	L15	L16	L17	L19
VUVS-LT25-M32-...D-G14-...	118.7	117.6	123.8	84.3	53.3	25	34.4	33.3	-	65.8	41.3	13	50.4	59.3
VUVS-LT25-M32-...ZD-G14-...									20,3					

Solenoid valves VUVS-LT, size 25

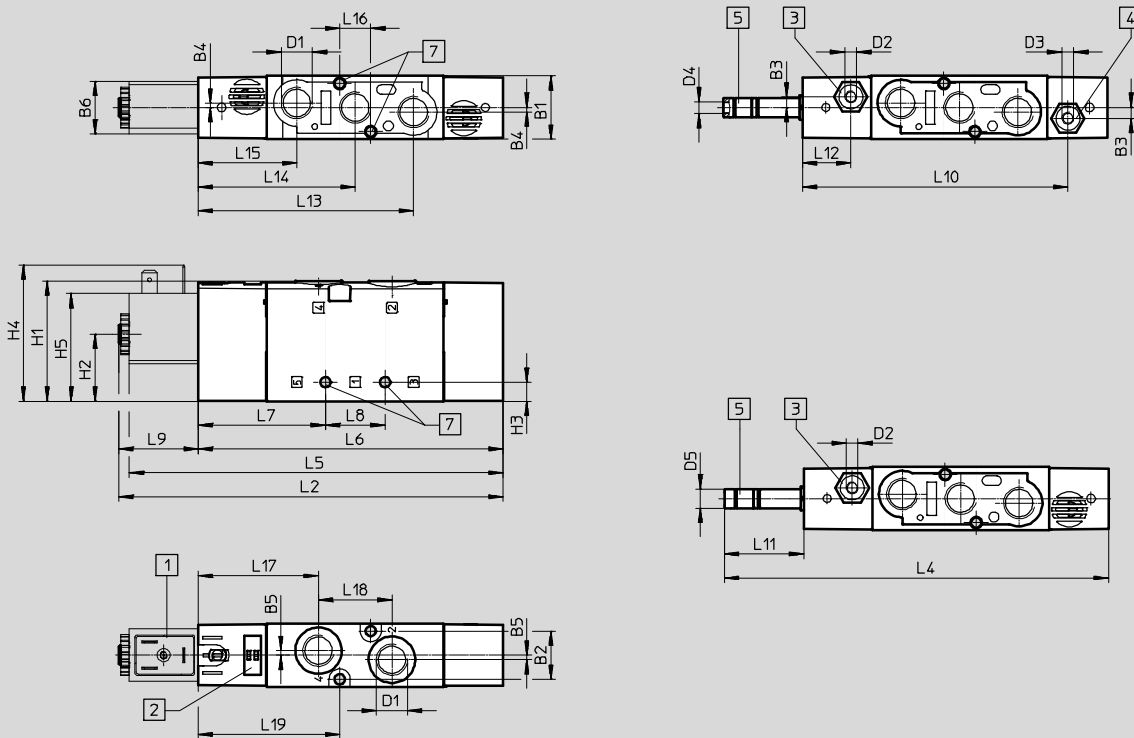
Technical data

Dimensions

Download CAD data → www.festo.com

5/2-way single solenoid valves, with solenoid coil

5/2-way single solenoid valves, without solenoid coil



- 1 Solenoid coil interface type B/type C
- 2 Location for inscription label
- 3 Port 14 for pilot air supply
- 4 Port 12 for pilot air supply
- 5 Port 84 for pilot exhaust air
- 7 For screw M4

Type	B1	B2	B3	B4	B5	B6	D1	D2	D3	D4	D5	H1	H2	H3	H4	H5
VUVS-LT25-M52-...D-G14-...	26.5	20.2	-	1.9	1.9	22	G1/4	-	-	M5	8	50.5	28.2	8	57.2	45.2
VUVS-LT25-M52-...ZD-G14-...			4.5					M5	M5							

Type	L2	L4	L5	L6	L7	L8	L9	L10	L11	L12	L13	L14	L15	L16	L17	L18	L19
VUVS-LT25-M52-...D-G14-...	162.2	161.1	156.8	127.8	53.3	25	34.4	-	33.3	-	90.3	65.8	41.3	13	50.4	30.8	59.3
VUVS-LT25-M52-...ZD-G14-...								111.3		20.3							

Solenoid valves VUVS-LT, size 25

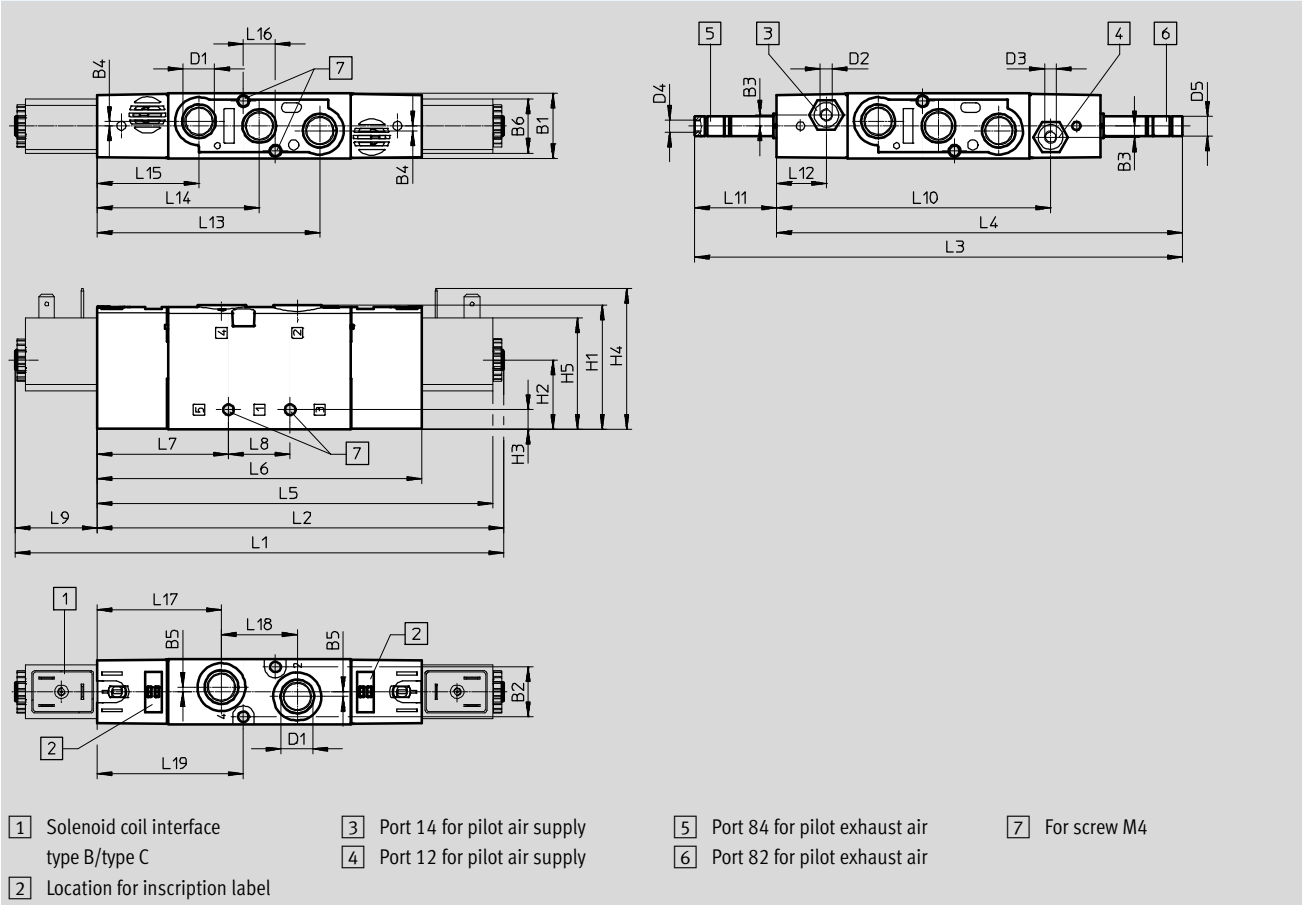
Technical data

Dimensions

Download CAD data → www.festo.com

2x 3/2-way valves and 5/2-way double solenoid valves, with solenoid coil

2x 3/2-way valves and 5/2-way double solenoid valves, without solenoid coil



The technical drawings show three views of the solenoid valve: a top view, a side view, and a front view. Dimensions are labeled with letters and numbers. Callouts 1 through 7 identify specific features: 1 (Solenoid coil interface), 2 (Location for inscription label), 3 (Port 14 for pilot air supply), 4 (Port 12 for pilot air supply), 5 (Port 84 for pilot exhaust air), 6 (Port 82 for pilot exhaust air), and 7 (For screw M4).

Type	B1	B2	B3	B4	B5	B6	D1	D2	D3	D4	D5 Ø	H1
VUVS-LT25-B52-D-G14-...	26.5	20.2	-	1.9	1.9	22	G1/4	-	-	M5	8	50.5
VUVS-LT25-B52-ZD-G14-...			4.5					M5	M5			
VUVS-LT25-T32-MD-G14-...			-					-	-			
VUVS-LT25-T32-MZD-G14-...			4.5					M5	M5			

Type	H2	H3	H4	H5	L1	L2	L3	L4	L5	L6	L7	L8
VUVS-LT25-B52-D-G14-...	28.2	8	57.2	45.2	200.3	166	198.2	164.9	160.6	131.6	53.3	25
VUVS-LT25-B52-ZD-G14-...												
VUVS-LT25-T32-MD-G14-...												
VUVS-LT25-T32-MZD-G14-...												

Type	L9	L10	L11	L12	L13	L14	L15	L16	L17	L18	L19
VUVS-LT25-B52-D-G14-...	33.3	-	33.3	-	90.3	65.8	41.3	13	50.4	30.8	59.3
VUVS-LT25-B52-ZD-G14-...		111.3		20.3							
VUVS-LT25-T32-MD-G14-...		-		-							
VUVS-LT25-T32-MZD-G14-...		111.3		20.3							

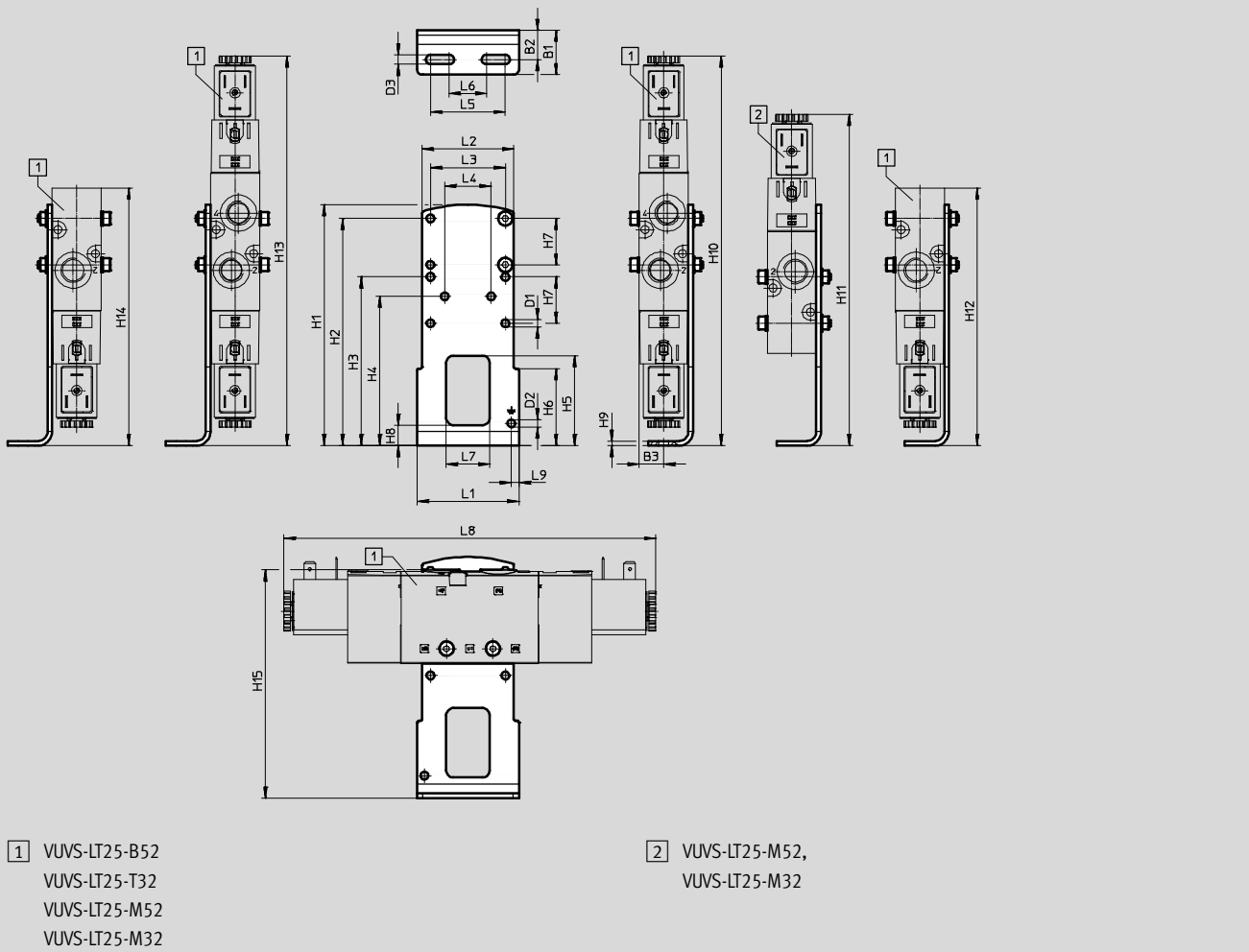
Solenoid valves VUVS-LT, size 25

Accessories

Dimensions

Download CAD data → www.festo.com

Foot mounting



Type		B1	B2	B3	D1 ∅	D2 ∅	D3	H1	H2	H3	H4
VAME-B10-25-A	VUVS-LT25-B52/T32	24	15.8	13.3	4.2	4.2	5.2	130	122.5	91	80.5
	VUVS-LT25-M52										
	VUVS-LT25-M32										

Type		H5	H6	H7	H8	H9	H10	H11	H12	H13	H14
VAME-B10-25-A	VUVS-LT25-B52/T32	48.5	41.5	25	11	2.5	210.2	-	210.2	210.2	210.2
	VUVS-LT25-M52							178.7	172		172
	VUVS-LT25-M32							138.9	138.9		138.9

Type		H15	L1	L2	L3	L4	L5	L6	L7	L8	L9
VAME-B10-25-A	VUVS-LT25-B52/T32	123	55	49.4	40.4	25	40	20	23.5	200.3	4.1
	VUVS-LT25-M52									162.2	
	VUVS-LT25-M32									118.7	

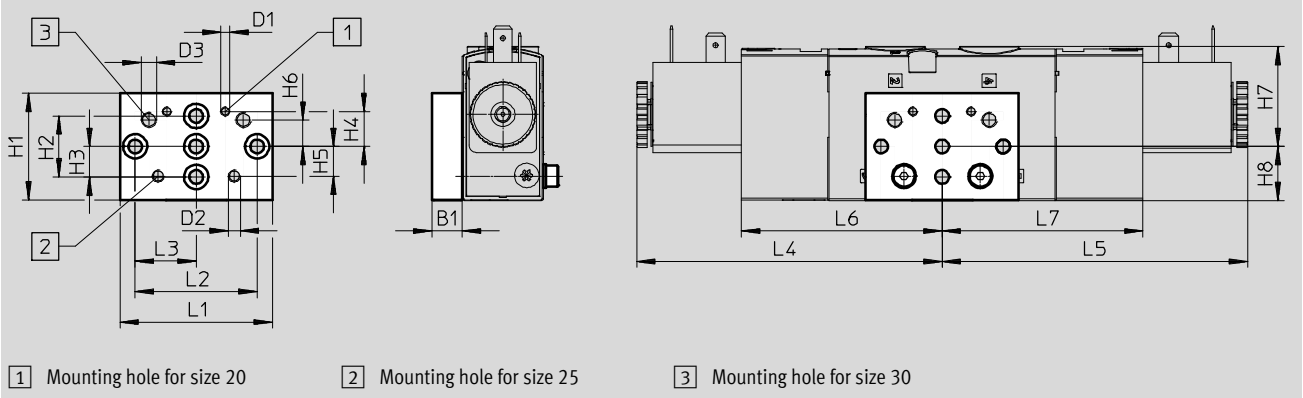
Solenoid valves VUVS-LT, size 25

Accessories

Dimensions

Download CAD data → www.festo.com

Wall mounting

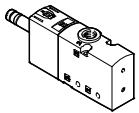
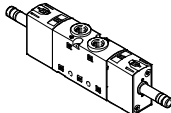


Type		B1	D1	D2	D3	H1	H2	H3	H4	H5	H6
VAME-B10-20-W	VUVS-LT25-B52/T32	10	M3	M4	M5	35	20	10	11.5	9.7	8.7
	VUVS-LT25-M52										
	VUVS-LT25-M32										

Type		H7	H8	L1	L2	L3	L4	L5	L6	L7
VAME-B10-20-W	VUVS-LT25-B52/T32	32.8	17.7	50	40	20	100.2	100.2	65.8	65.8
	VUVS-LT25-M52							62		-
	VUVS-LT25-M32							18.5		

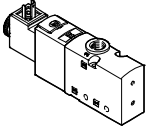
Solenoid valves VUVS-LT, size 25

Accessories

Ordering data				
	Code	Valve function	Part No.	Type
3/2-way valve without solenoid coil				
	Single solenoid, normally closed			
	M32C-M	Mechanical spring return, internal pilot air supply, direction of flow not reversible	8035167	VUVS-LT25-M32C-MD-G14-F8
		Mechanical spring return, external pilot air supply, direction of flow not reversible	8035168	VUVS-LT25-M32C-MZD-G14-F8
	Single solenoid, normally open			
	M32U-M	Mechanical spring return, internal pilot air supply, direction of flow not reversible	8035174	VUVS-LT25-M32U-MD-G14-F8
		Mechanical spring return, external pilot air supply, direction of flow not reversible	8035175	VUVS-LT25-M32U-MZD-G14-F8
2x 3/2-way valve without solenoid coil				
	Single solenoid, normally closed			
	T32C	Mechanical spring return, internal pilot air supply, direction of flow not reversible	8035195	VUVS-LT25-T32C-MD-G14-F8
		Mechanical spring return, external pilot air supply, direction of flow not reversible	8035196	VUVS-LT25-T32C-MZD-G14-F8
	Single solenoid, normally open			
	T32U	Mechanical spring return, internal pilot air supply, direction of flow not reversible	8035202	VUVS-LT25-T32U-MD-G14-F8
		Mechanical spring return, external pilot air supply, direction of flow not reversible	8035203	VUVS-LT25-T32U-MZD-G14-F8
	Single solenoid, normally 1x open, 1x closed			
	T32H	Mechanical spring return, internal pilot air supply, direction of flow not reversible	8035209	VUVS-LT25-T32H-MD-G14-F8
	Mechanical spring return, external pilot air supply, direction of flow not reversible	8035210	VUVS-LT25-T32H-MZD-G14-F8	

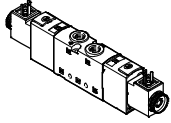
Solenoid valves VUVS-LT, size 25

Accessories

Ordering data				
	Code	Valve function	Part No.	Type
3/2-way valve with solenoid coil (24 V DC)				
	Single solenoid, normally closed, type C			
	M32C-M	Mechanical spring return, internal pilot air supply, direction of flow not reversible	8035169	VUVS-LT25-M32C-MD-G14-F8-1C1
		Mechanical spring return, external pilot air supply, direction of flow not reversible	8035170	VUVS-LT25-M32C-MZD-G14-F8-1C1
	Single solenoid, normally closed, type B			
	M32C-M	Mechanical spring return, internal pilot air supply, direction of flow not reversible	8035171	VUVS-LT25-M32C-MD-G14-F8-1B2
		Mechanical spring return, external pilot air supply, direction of flow not reversible	8035172	VUVS-LT25-M32C-MZD-G14-F8-1B2
	Single solenoid, normally open, type C			
	M32U-M	Mechanical spring return, internal pilot air supply, direction of flow not reversible	8035176	VUVS-LT25-M32U-MD-G14-F8-1C1
		Mechanical spring return, external pilot air supply, direction of flow not reversible	8035177	VUVS-LT25-M32U-MZD-G14-F8-1C1
	Single solenoid, normally open, type B			
	M32U-M	Mechanical spring return, internal pilot air supply, direction of flow not reversible	8035178	VUVS-LT25-M32U-MD-G14-F8-1B2
		Mechanical spring return, external pilot air supply, direction of flow not reversible	8035179	VUVS-LT25-M32U-MZD-G14-F8-1B2

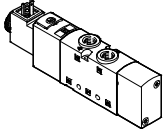
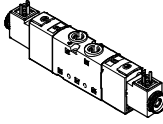
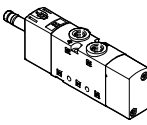
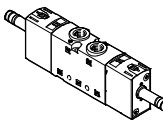
Solenoid valves VUUS-LT, size 25

Accessories

Ordering data			
	Code	Valve function	Part No. Type
2x 3/2-way valve with solenoid coil (24 V DC)			
	Single solenoid, normally closed, type C		
	T32C	Mechanical spring return, internal pilot air supply, direction of flow not reversible	8035197 VUUS-LT25-T32C-MD-G14-F8-1C1
		Mechanical spring return, external pilot air supply, direction of flow not reversible	8035198 VUUS-LT25-T32C-MZD-G14-F8-1C1
	Single solenoid, normally closed, type B		
	T32C	Mechanical spring return, internal pilot air supply, direction of flow not reversible	8035199 VUUS-LT25-T32C-MD-G14-F8-1B2
		Mechanical spring return, external pilot air supply, direction of flow not reversible	8035200 VUUS-LT25-T32C-MZD-G14-F8-1B2
	Single solenoid, normally open, type C		
	T32U	Mechanical spring return, internal pilot air supply, direction of flow not reversible	8035204 VUUS-LT25-T32U-MD-G14-F8-1C1
		Mechanical spring return, external pilot air supply, direction of flow not reversible	8035205 VUUS-LT25-T32U-MZD-G14-F8-1C1
	Single solenoid, normally open, type B		
	T32U	Mechanical spring return, internal pilot air supply, direction of flow not reversible	8035206 VUUS-LT25-T32U-MD-G14-F8-1B2
		Mechanical spring return, external pilot air supply, direction of flow not reversible	8035207 VUUS-LT25-T32U-MZD-G14-F8-1B2
	Single solenoid, normally 1x open, 1x closed, type C		
	T32H	Mechanical spring return, internal pilot air supply, direction of flow not reversible	8035211 VUUS-LT25-T32H-MD-G14-F8-1C1
	Mechanical spring return, external pilot air supply, direction of flow not reversible	8035212 VUUS-LT25-T32H-MZD-G14-F8-1C1	
Single solenoid, normally 1x open, 1x closed, type B			
T32H	Mechanical spring return, internal pilot air supply, direction of flow not reversible	8035213 VUUS-LT25-T32H-MD-G14-F8-1B2	
	Mechanical spring return, external pilot air supply, direction of flow not reversible	8035214 VUUS-LT25-T32H-MZD-G14-F8-1B2	




Solenoid valves VUVS-LT, size 25

Accessories

Ordering data			
	Code	Valve function	Part No. Type
5/2-way valve with solenoid coil (24 V DC)			
	Single solenoid, type C		
	M52-M	Mechanical spring return, internal pilot air supply, direction of flow not reversible	8035183 VUVS-LT25-M52-MD-G14-F8-1C1
		Mechanical spring return, external pilot air supply, direction of flow not reversible	8035184 VUVS-LT25-M52-MZD-G14-F8-1C1
	Single solenoid, type B		
	M52-M	Mechanical spring return, internal pilot air supply, direction of flow not reversible	8035185 VUVS-LT25-M52-MD-G14-F8-1B2
		Mechanical spring return, external pilot air supply, direction of flow not reversible	8035186 VUVS-LT25-M52-MZD-G14-F8-1B2
	Double solenoid, type C		
	B52	Internal pilot air supply, direction of flow not reversible	8035190 VUVS-LT25-B52-D-G14-F8-1C1
		External pilot air supply, direction of flow not reversible	8035191 VUVS-LT25-B52-ZD-G14-F8-1C1
	Double solenoid, type B		
	B52	Internal pilot air supply, direction of flow not reversible	8035192 VUVS-LT25-B52-D-G14-F8-1B2
		External pilot air supply, direction of flow not reversible	8035193 VUVS-LT25-B52-ZD-G14-F8-1B2
5/2-way valve without solenoid coil			
	Single solenoid		
	M52	Mechanical spring return, internal pilot air supply, direction of flow not reversible	8035181 VUVS-LT25-M52-MD-G14-F8
		Mechanical spring return, external pilot air supply, direction of flow not reversible	8035182 VUVS-LT25-M52-MZD-G14-F8
	Double solenoid		
	B52	Internal pilot air supply, direction of flow not reversible	8035188 VUVS-LT25-B52-D-G14-F8
		External pilot air supply, direction of flow not reversible	8035189 VUVS-LT25-B52-ZD-G14-F8



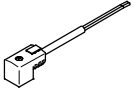

Solenoid valves VUVS-LT, size 25

Accessories

Ordering data			
	Description	Part No.	Type
Solenoid coils for valves			
	Connection pattern type C, to DIN EN 175301-803	12 V DC	8030810 VACF-B-C1-5
		24 V DC	8030811 VACF-B-C1-1
		48 V DC	8030812 VACF-B-C1-7
		24 V AC/50-60 Hz	8030813 VACF-B-C1-1A
		48 V AC/50-60 Hz	8030814 VACF-B-C1-7A
		110/120 V AC/50-60 Hz	8030815 VACF-B-C1-16B
		230/240 V AC/50-60 Hz	8030817 VACF-B-C1-3W
	Connection pattern type B, industry standard	12 V DC	8030801 VACF-B-B2-5
		24 V DC	8030802 VACF-B-B2-1
		48 V DC	8030803 VACF-B-B2-7
		24 V AC/50-60 Hz	8030804 VACF-B-B2-1A
		48 V AC/50-60 Hz	8030805 VACF-B-B2-7A
		110/120 V AC/50-60 Hz	8030806 VACF-B-B2-16B
		230/240 V AC/50-60 Hz	8030808 VACF-B-B2-3W
Seal set			
	For solenoid valves in order to guarantee protection class IP67	8034609	VAMC-B10-B-B-S8
Cover cap			
	For manual override, non-detenting or covered	8028240	VAMC-B10-20-CH2

Solenoid valves VUVS-LT, size 25

Accessories

Ordering data						
Description					Part No.	Type
Plug socket						
	Connection pattern type C, to DIN EN 175301-803					
	3-pin, screw terminal	Cable fitting M12	0 ... 250 V AC/DC	IP65	539712	MSSD-EB-M12
		Cable fitting Pg7			★ 151687	MSSD-EB
	4-pin, insulation displacement connector	Cable fitting M14	0 ... 250 V AC/DC	IP67	192745	MSSD-EB-S-M14
		3-pin, angled socket	Cable fitting M12	0 ... 24 V DC	IP65	570367
	Connection pattern type B, industry standard					
	3-pin, screw terminal	Cable fitting M16	0 ... 250 V AC/DC	IP65	539710	MSSD-F-M16
		Cable fitting Pg9			★ 34431	MSSD-F
3-pin, insulation displacement connector	–	0 ... 250 V AC/DC	IP67	192746	MSSD-F-S-M16	
Adapter						
	Socket type C, to EN 175301-803	Plug M12x1, 2-pin, A-coded	12 ... 24 V AC/DC	IP65	188024	MSSD-EB-M12-MONO
Plug socket with cable						
	Connection pattern type C, to DIN EN 175301-803					
	Angled socket, 3-pin Cable, open end, 3-wire	24 V DC	LED	2.5 m	★ 151688	KMEB-1-24-2,5-LED
				5 m	151689	KMEB-1-24-5-LED
				10 m	193457	KMEB-1-24-10-LED
	230 V AC	–	2.5 m	151690	KMEB-1-230AC-2,5	
			5 m	151691	KMEB-1-230AC-5	
	Connection pattern type B, industry standard					
	Angled socket, 3-pin Cable, open end, 3-wire	24 V DC	LED	2.5 m	★ 30935	KMF-1-24DC-2.5-LED
				5 m	30937	KMF-1-24DC-5-LED
				10 m	193458	KMF-1-24-10-LED
230 V AC	–	2.5 m	30936	KMF-1-230AC-2.5		
		5 m	30938	KMF-1-230AC-5		
Illuminating seal						
	Connection pattern type C, to DIN EN 175301-803	24 V DC		151717	MEB-LD-12-24DC	
		230 V AC		151718	MEB-LD-230AC	
	Connection pattern type B, industry standard	24 V DC		19143	MF-LD-12-24DC	
		230 V AC		19144	MF-LD-230AC	





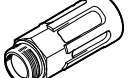


Festo core product range

- ★ Ready for dispatch from the Festo factory in 24 hours
- ☆ Ready for dispatch in 5 days maximum from stock

Solenoid valves VUVS-LT, size 25

Accessories

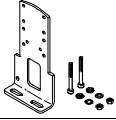
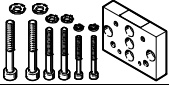


FESTO

Ordering data					
	Description		Part No.	Type	PU ¹⁾
Push-in fitting with internal hex					
	Connecting thread M5 for tubing O.D.	4 mm	★ 153315	QSM-M5-4-I	10
	Connecting thread G1/4 for tubing O.D.	6 mm	★ 186108	QS-G1/4-6-I	10
		8 mm	★ 186110	QS-G1/4-8-I	10
		10 mm	★ 186112	QS-G1/4-10-I	10
Angled push-in fitting with external hex					
	Connecting thread G1/4 for tubing O.D.	6 mm	★ 186118	QSL-G1/4-6	10
			★ 132051	QSL-G1/4-6-100	100
	8 mm	★ 186120	QSL-G1/4-8	10	
		★ 132052	QSL-G1/4-8-50	50	
	10 mm	★ 186122	QSL-G1/4-10	10	
		★ 132053	QSL-G1/4-10-50	50	
Angled push-in fitting, long, with external hex					
	Connecting thread G1/4 for tubing O.D.	6 mm	186129	QSL-L-G1/4-6	10
		8 mm	186131	QSL-L-G1/4-8	10
		10 mm	186133	QSL-L-G1/4-10	10
Silencers					
	With connecting thread G polymer design	G1/4	★ 2316	U-1/4	1
			534223	U-1/4-20	20
	With connecting thread G, metal design	G1/4	★ 6842	U-1/4-B	1
	With connecting thread G, sintered design, long	G1/4	★ 1205861	AMTE-M-LH-G14 	20

1) Packaging unit




Solenoid valves VUVS-LT, size 25


Accessories

Ordering data				
	Description	Weight [g]	Part No.	Type
Foot mounting				
	With screw set for attaching the valve to the foot mounting	130	2293485	VAME-B10-25-A
Wall mounting				
	With screw set for attaching the valve to the wall mounting	53	576413	VAME-B10-20-W
Set of spare parts				
	Set comprising seals and screws	12	8035636	VAME-B10-25-MK
Inscription label				
	40 pieces in frame	–	565306	ASLR-C-E4

Solenoid valves VUVS-L, size 20

Technical data

-  Flow rate
Up to 700 l/min ($\pm 20\%$)
-  Valve width
21 mm
-  Voltage
12, 24 V DC
24, 110, 120, 230, 240 V AC



General technical data							
Valve function	3/2-way valve		5/2-way valve		5/3-way valve		
Order code for valves	M32C	M32U	M52	B52	P53C	P53U	P53E
Valve width [mm]	21						
Nominal width [mm]	5.7				5	4.8	4.5
Design	Piston spool						
Flow direction	Reversible with external pilot air supply						
Pilot air supply	Internal or external						
Type of control	Pilot						
Manual override	Non-detenting, detenting						
Non-overlapping	Yes						
Sealing principle	Soft						
Type of mounting	Optionally via through-hole or on manifold rail						
Standard nominal flow rate q _{nN} [l/min]	700		700	700	700	600	
Type of actuation	Electrical						
Mounting position	Any						
Exhaust air function	With flow control						
Pneumatic port 1, 2, 4, 3, 5	G1/8						
Pilot air port 12/14	M5						
Pilot exhaust air port 82/84	M5						
Corrosion resistance ¹⁾	2						

1) Corrosion resistance class CRC 2 to Festo standard FN 940070
Moderate corrosion stress. Indoor applications in which condensation may occur. External visible parts with primarily decorative requirements for the surface and which are in direct contact with the ambient atmosphere typical for industrial applications.

ATEX	
ATEX category for gas	II 3G
Type of ignition protection for gas	Ex ec IIC T4 X Gc
ATEX category for dust	II 3D
Type of ignition protection for dust	Ex tc IIIC T115°C X Dc
Explosion ambient temperature [°C]	-10 ... +60
CE marking (see declaration of conformity)	To EU Explosion Protection Directive (ATEX)

Solenoid valves VUVS-L, size 20

Technical data

Technical data – 3/2-way valves					
Order code for valves		M32C		M32U	
Normal position		Closed		Open	
Stable position		Monostable		Monostable	
Reset method		Pneumatic spring	Mechanical spring	Pneumatic spring	Mechanical spring
Switching times	On	14	14	14	15
	Off	21	32	21	28
	Change-over	–	–	–	–
Switching time tolerance	[%]	±20			
Product weight excluding solenoid coil	[g]	138	136	138	136
Product weight including solenoid coil	[g]	172	170	172	170
Product weight including solenoid coil and plug socket	[g]	182	180	182	180

Technical data – 5/2-way valves			
Order code for valves		M52	B52
Normal position		–	–
Stable position		Monostable	Bistable
Reset method		Pneumatic spring	Mechanical spring
Switching times	On	20	12
	Off	29	44
	Change-over	–	–
Switching time tolerance	[%]	±20	
Product weight excluding solenoid coil	[g]	188	225
Product weight including solenoid coil	[g]	222	259
Product weight including solenoid coil and plug socket	[g]	232	279

Technical data – 5/3-way valves				
Order code for valves		P53C	P53U	P53E
Normal position/mid-position		Closed	Pressurised	Exhausted
Stable position		Monostable		
Reset method		Mechanical spring		
Switching times	On	13	13	13
	Off	42	42	44
	Change-over	24	21	24
Switching time tolerance	[%]	±20		
Product weight excluding solenoid coil	[g]	229	229	229
Product weight including solenoid coil	[g]	263	263	263
Product weight including solenoid coil and plug socket	[g]	283	283	283

Safety data	
Max. positive test pulse 0 signal	[µs] 1900 (valves with VACS-C-C1-1)
Max. negative test pulse 1 signal	[µs] 2700 (valves with VACS-C-C1-1)
Shock resistance	Shock test with severity level 2 to FN 942017-5 and EN 60068-2-27
Vibration resistance	Transport application test with severity level 2 to FN 942017-4 and EN 60068-2-6

Solenoid valves VUVS-L, size 20

Technical data

Operating and environmental conditions				
Order code for valves	M32	M52	B52	P53
Operating medium	Compressed air in accordance with ISO 8573-1:2010 [7:4:4]			
Pilot medium	Compressed air in accordance with ISO 8573-1:2010 [7:4:4]			
Note on operating/pilot medium	Lubricated operation possible (in which case lubricated operation will always be required)			
Operating pressure with internal pilot air supply [bar]	2.5 ... 10		1.5 ... 10	2.5 ... 10
Operating pressure with external pilot air supply [bar]	-0.9 ... +10			
Pilot pressure [bar]	2.5 ... 10		1.5 ... 10	2.5 ... 10
Ambient temperature [°C]	-10 ... +60			
Temperature of medium [°C]	-10 ... +60			
Certification	c UL us - Recognized (OL)			

Electrical data		
	With solenoid coil	Without solenoid coil
Electrical connection	Plug connector type C	Via solenoid coil
Operating voltage	[V DC] 12 and 24 ±10%	➔ Internet: vacs
	[V AC] 24, 110, 120, 230, 240 ±10%	
Permissible voltage fluctuations [%]	±10	
Power [W]	2.6	
Duty cycle [%]	100	
Degree of protection to EN 60529	IP65 with plug socket	

Information on materials	
Housing	Die-cast aluminium
Seals	HNBR, NBR
Piston spool	Wrought aluminium alloy (P53 types: high-alloy stainless steel)
Screws	Galvanised steel
Note on materials	RoHS compliant

Solenoid valves VUVS-L, size 20

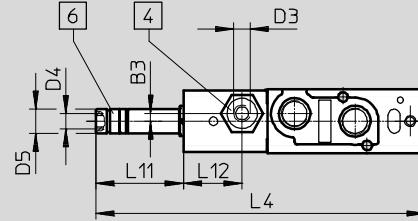
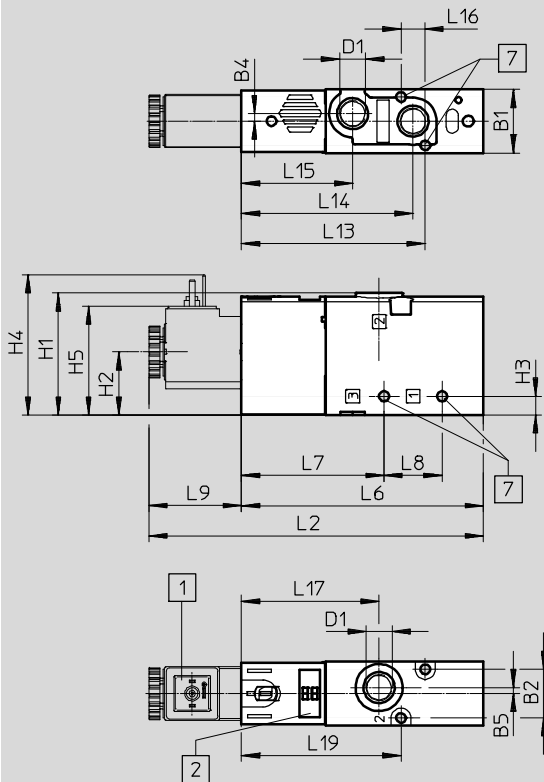
Technical data

Dimensions

Download CAD data → www.festo.com

3/2-way valves, with solenoid coil

3/2-way valves, without solenoid coil



- 1 Solenoid coil interface type C
- 2 Location for inscription label
- 4 Port 10/12 for pilot air supply
- 6 Port 82 for pilot exhaust air
- 7 For screw M3

Type	B1	B2	B3	B4	B5	D1	D3	D4	D5 Ø	H1	H2	H3	H4	H5
VUVS-L20-M32...-...D-G18-...	21.1	16.1	-	2.5	2	G1/8	-	M5	8	40	20.9	6.2	46.7	36.4
VUVS-L20-M32...-...ZD-G18-...			2.6				M5							

Type	L2	L4	L6	L7	L8	L9	L11	L12	L13	L14	L15	L16	L17	L19
VUVS-L20-M32...-...D-G18-...	110.7	109.1	80.1	47.3	19.2	30.6	29	-	60.9	56.9	36.9	8	45.6	52.9
VUVS-L20-M32...-...ZD-G18-...								19.5						

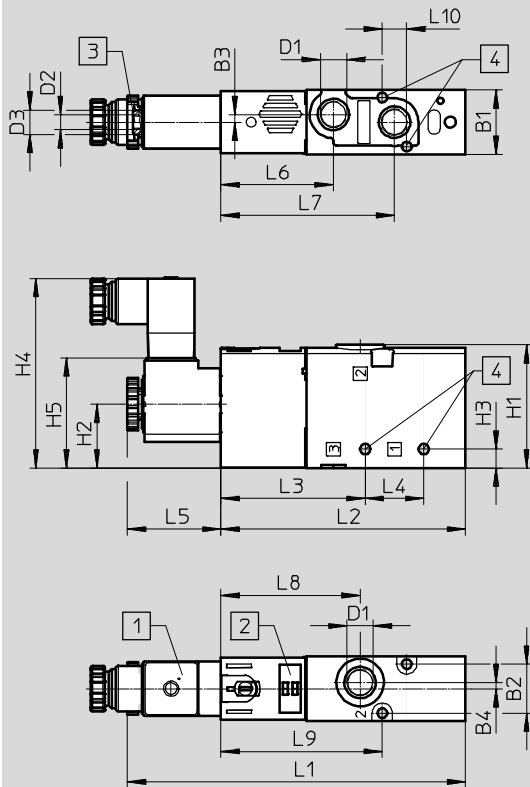
Solenoid valves VUVS-L, size 20

Technical data

Dimensions

Download CAD data → www.festo.com

3/2-way valves, with solenoid coil and plug socket



- 1 Solenoid coil interface type C
- 2 Location for inscription label
- 3 Port 82 for pilot exhaust air
- 4 For screw M3

Type	B1	B2	B3	B4	D1	D2	D3Ø	H1	H2	H3	H4	H5
VUVS-L20-M32...-...AD-G18-...	21.1	16.1	2.5	2	G1/8	M5	8	40.4	20.9	6.2	63.8	36.4
VUVS-L20-M32...-...MD-G18-...												

Type	L1	L2	L3	L4	L5	L6	L7	L8	L9	L10
VUVS-L20-M32...-...AD-G18-...	110.7	80.1	47.3	19.2	30.6	36.9	56.9	45.6	52.9	8
VUVS-L20-M32...-...MD-G18-...										

Solenoid valves VUVS-L, size 20

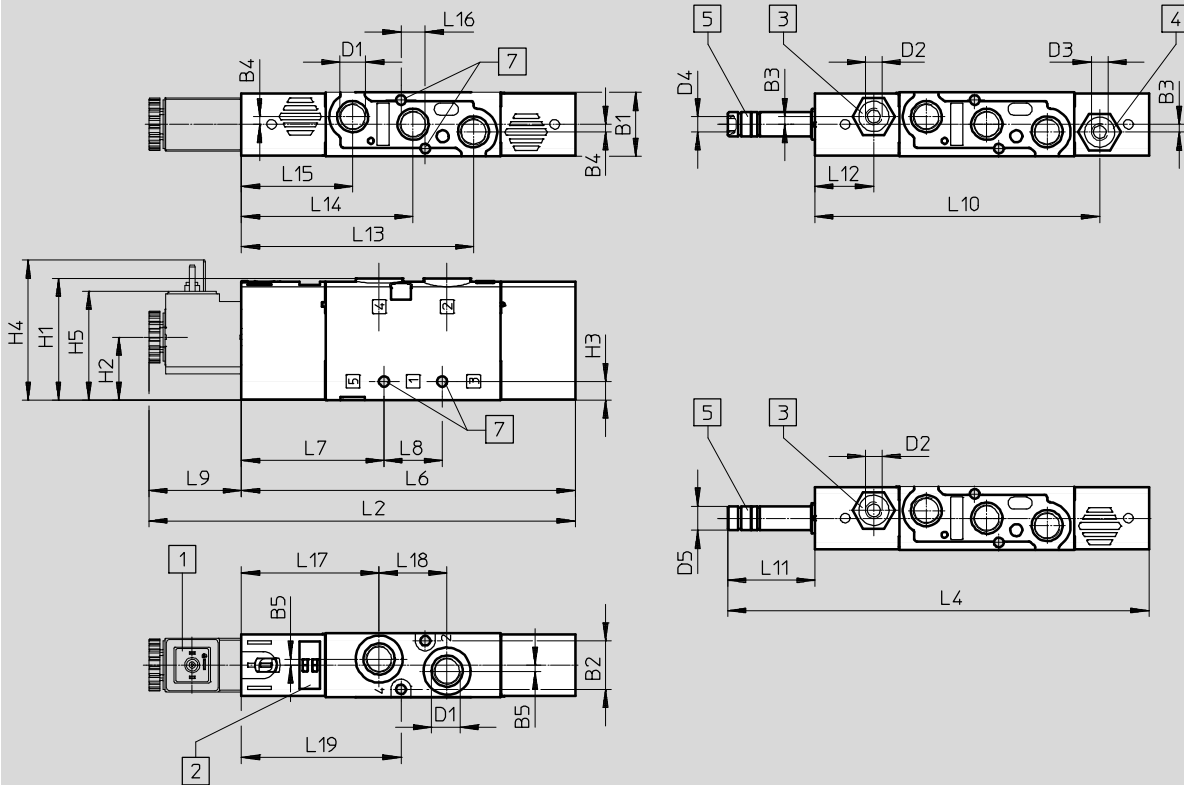
Technical data

Dimensions

Download CAD data → www.festo.com

5/2-way single solenoid valves, with solenoid coil

5/2-way single solenoid valves, without solenoid coil



- 1 Solenoid coil interface type C
- 2 Location for inscription label
- 3 Port 14 for pilot air supply
- 4 Port 12 for pilot air supply
- 5 Port 84 for pilot exhaust air
- 7 For screw M3

Type	B1	B2	B3	B4	B5	D1	D2	D3	D4	D5 Ø	H1	H2	H3	H4	H5
VUVS-L20-M52-...D-G18-...	21.1	16.1	-	2.5	2	G1/8	-	-	M5	8	40.4	20.9	6.2	46.7	36.4
VUVS-L20-M52-...ZD-G18-...			2.6				M5	M5							

Type	L2	L4	L6	L7	L8	L9	L10	L11	L12	L13	L14	L15	L16	L17	L18	L19
VUVS-L20-M52-...D-G18-...	141.2	139.6	110.6	47.3	19.2	30.6	-	29	-	76.9	56.9	36.9	8	45.6	22.5	52.9
VUVS-L20-M52-...ZD-G18-...							94.3		19.5							

Solenoid valves VUVS-L, size 20

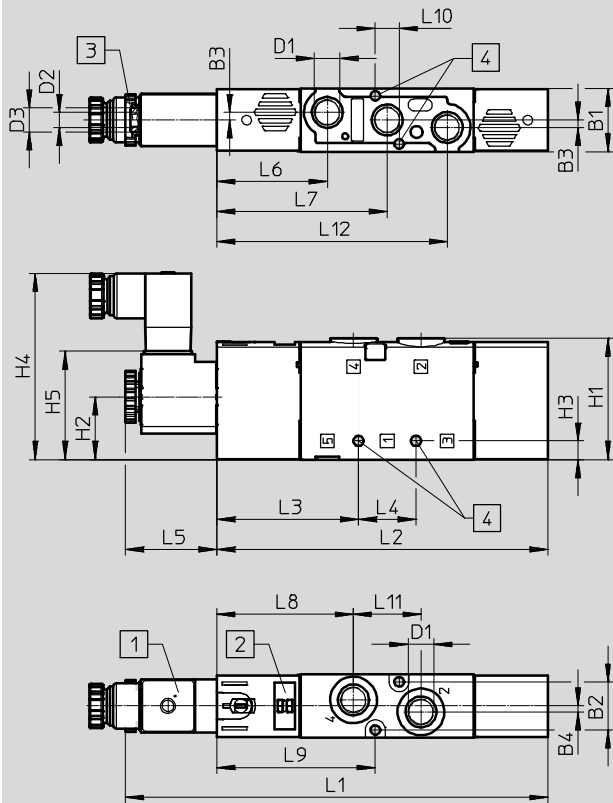
Technical data



Dimensions

Download CAD data → www.festo.com

5/2-way single solenoid valves, with solenoid coil and plug socket



- 1 Solenoid coil interface type C
 2 Location for inscription label
 3 Port 84 for pilot exhaust air
 4 For screw M3

Type	B1	B2	B3	B4	D1	D2	D3Ø	H1	H2	H3	H4	H5
VUVS-L20-M52-...AD-G18-...	21.1	16.1	2.5	2	G1/8	M5	8	40.4	20.9	6.2	62.4	36.4
VUVS-L20-M52-...MD-G18-...												

Type	L1	L2	L3	L4	L5	L6	L7	L8	L9	L10	L11	L12
VUVS-L20-M52-...AD-G18-...	141.2	110.6	47.3	19.2	30.6	36.9	56.9	45.6	52.9	8	22.5	76.9
VUVS-L20-M52-...MD-G18-...												

Solenoid valves VUVS-L, size 20

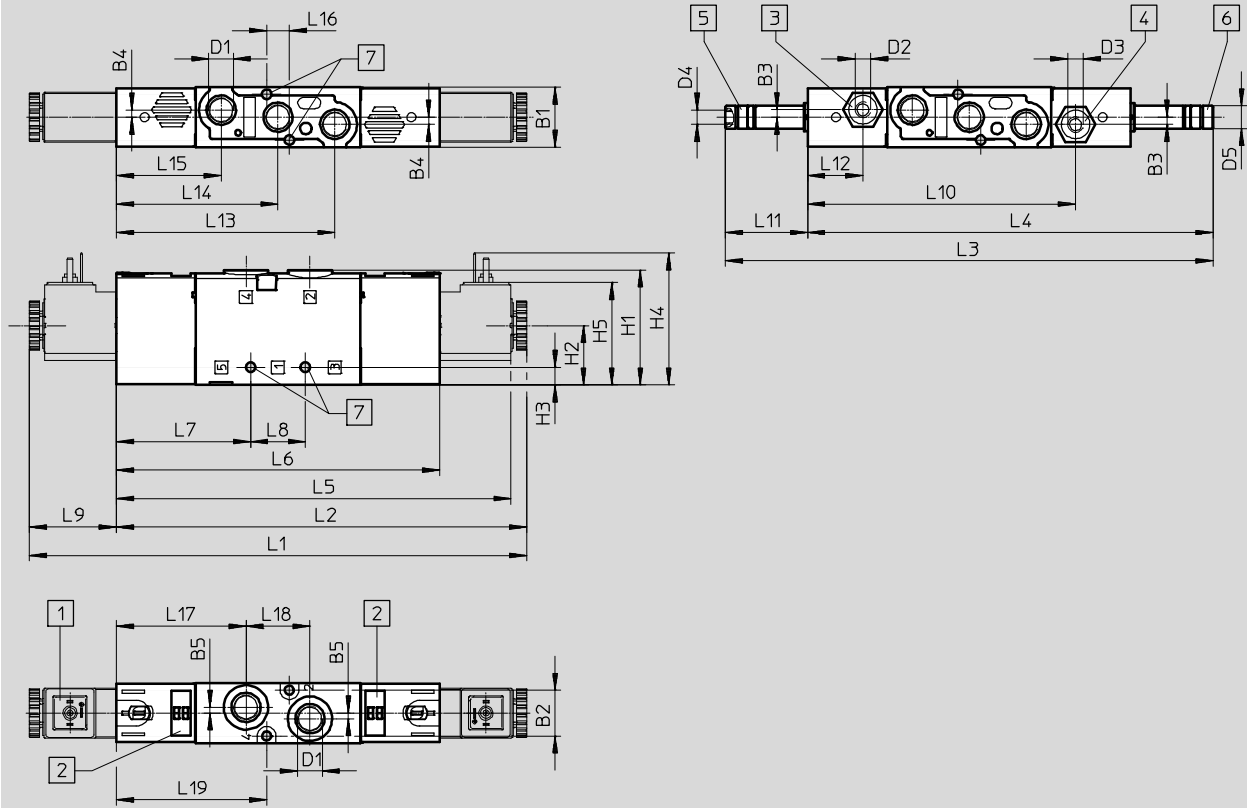
Technical data

Dimensions

Download CAD data → www.festo.com

5/3-way valves and 5/2-way double solenoid valves, with solenoid coil

5/3-way valves and 5/2-way double solenoid valves, without solenoid coil



- 1 Solenoid coil interface type C
- 2 Location for inscription label
- 3 Port 14 for pilot air supply
- 4 Port 12 for pilot air supply
- 5 Port 84 for pilot exhaust air
- 6 Port 82 for pilot exhaust air
- 7 For screw M3

Type	B1	B2	B3	B4	B5	D1	D2	D3	D4	D5 Ø	H1	H2	H3	H4	H5
VUVS-L20-P53...-MD-G18-...	21.1	16.1	-	2.5	2	G1/8	-	-	M5	8	40.4	20.9	6.2	46.7	36.4
VUVS-L20-P53...-MZD-G18-...			2.6				M5	M5							
VUVS-L20-B52-D-G18-...			-				-	-							
VUVS-L20-B52-ZD-G18-...			2.6				M5	M5							

Type	L1	L2	L3	L4	L5	L6	L7	L8	L9	L10	L11
VUVS-L20-P53...-MD-G18-...	174.9	144.3	171.7	142.7	139.1	113.7	47.3	19.2	30.6	-	29
VUVS-L20-P53...-MZD-G18-...										94.3	
VUVS-L20-B52-D-G18-...										-	
VUVS-L20-B52-ZD-G18-...										94.3	

Type	L12	L13	L14	L15	L16	L17	L18	L19
VUVS-L20-P53...-MD-G18-...	-	76.9	56.9	36.9	8	45.6	22.5	52.9
VUVS-L20-P53...-MZD-G18-...	19.5							
VUVS-L20-B52-D-G18-...	-							
VUVS-L20-B52-ZD-G18-...	19.5							

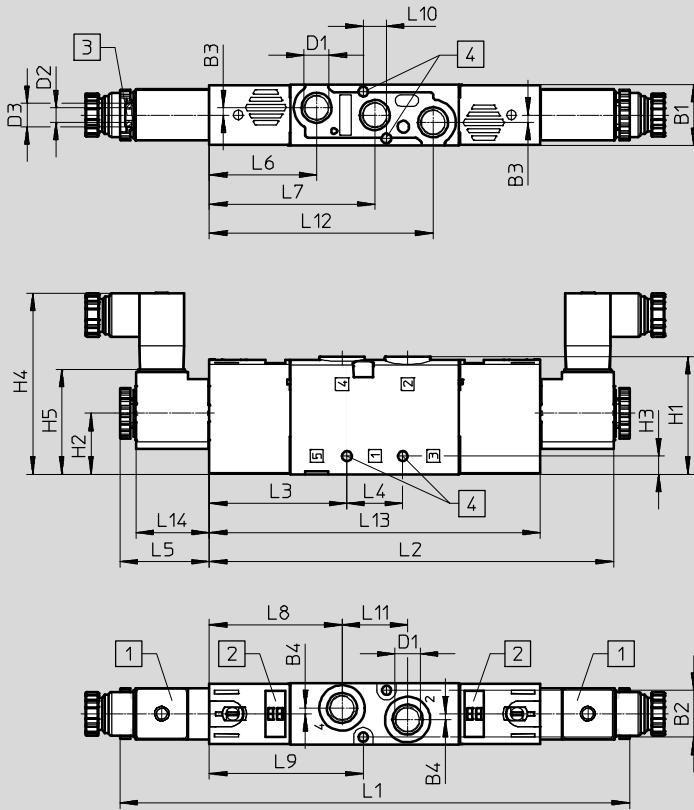
Solenoid valves VUVS-L, size 20

Technical data

Dimensions

Download CAD data → www.festo.com

5/3-way valves and 5/2-way double solenoid valves, with solenoid coil and plug socket



- 1 Solenoid coil interface type C
 2 Location for inscription label
 3 Port 84 for pilot exhaust air
 4 For screw M3

Type	B1	B2	B3	B4	D1	D2	D3Ø	H1	H2	H3	H4	H5
VUVS-L20-P53C...-MD-G18-...	21.1	16.1	2.5	2	G1/8	M5	8	40.4	20.9	6.2	62.4	36.4
VUVS-L20-B52-D-G18-...												

Type	L1	L2	L3	L4	L5	L6	L7	L8	L9	L10	L11	L12	L13	L14
VUVS-L20-P53C...-MD-G18-...	174.9	139.1	47.3	19.2	30.6	36.9	56.9	45.6	52.9	8	22.5	76.9	113.7	25.4
VUVS-L20-B52-D-G18-...														

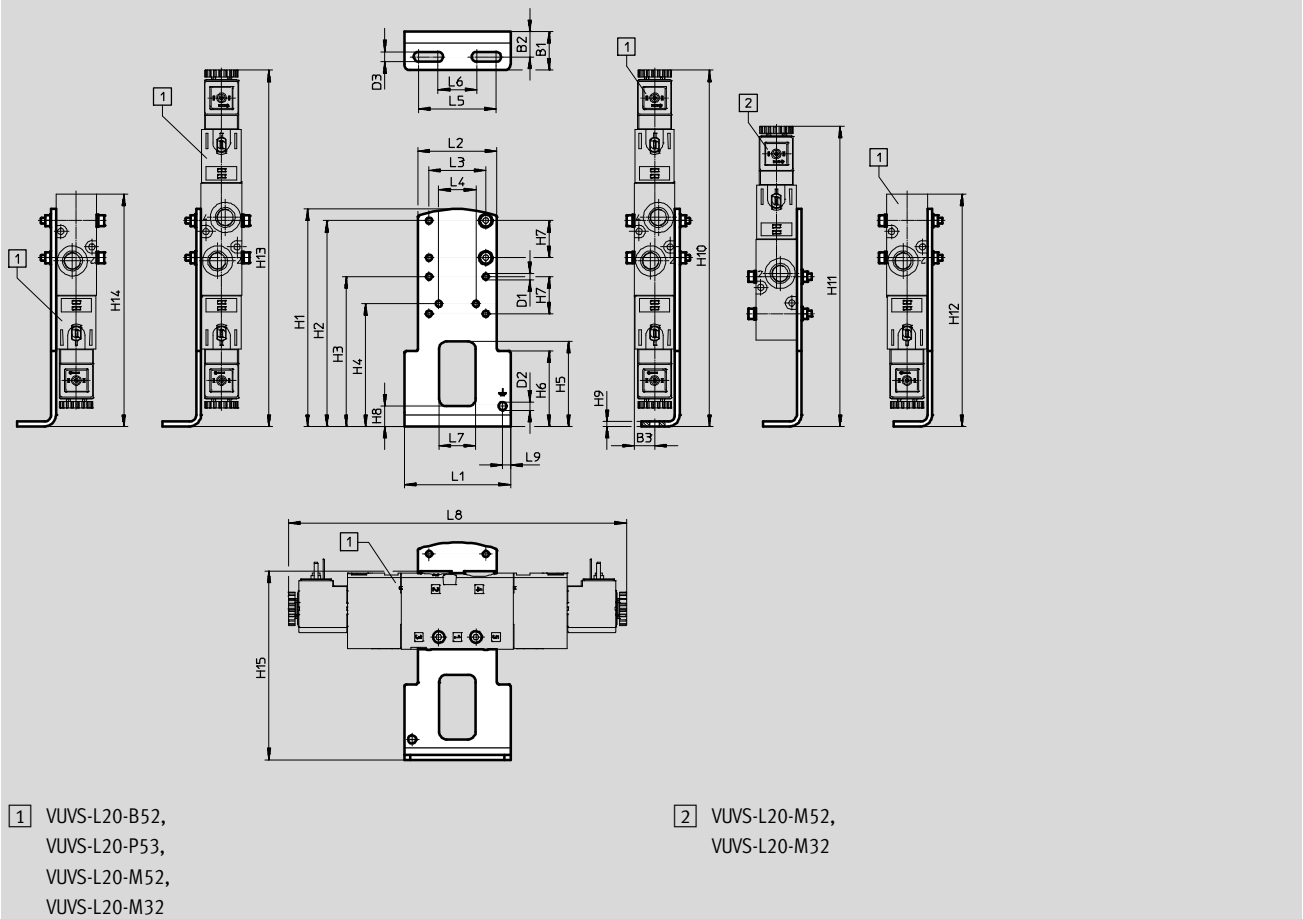
Solenoid valves VUVS-L, size 20

Accessories

Dimensions

Download CAD data → www.festo.com

Foot mounting



Type		B1	B2	B3	D1 ∅	D2 ∅	D3	H1	H2	H3	H4
VAME-B10-20-A	VUVS-L20-B52/P53	20	13.1	10.6	3.2	4.2	5.2	112.5	106.5	77.5	63.5
	VUVS-L20-M52										
	VUVS-L20-M32										

Type		H5	H6	H7	H8	H9	H10	H11	H12	H13	H14		
VAME-B10-20-A	VUVS-L20-B52/P53	44	39	19.2	10.5	2.5	184.4	–	184.4	184.4	184.4		
	VUVS-L20-M52							155.4				150.6	150.6
	VUVS-L20-M32											120.2	120.2

Type		H15	L1	L2	L3	L4	L5	L6	L7	L8	L9
VAME-B10-20-A	VUVS-L20-B52/P53	97.7	55	41	29.4	19.2	40	20	19	174.9	4.1
	VUVS-L20-M52									141.2	
	VUVS-L20-M32									110.7	

Solenoid valves VUVS-L, size 20

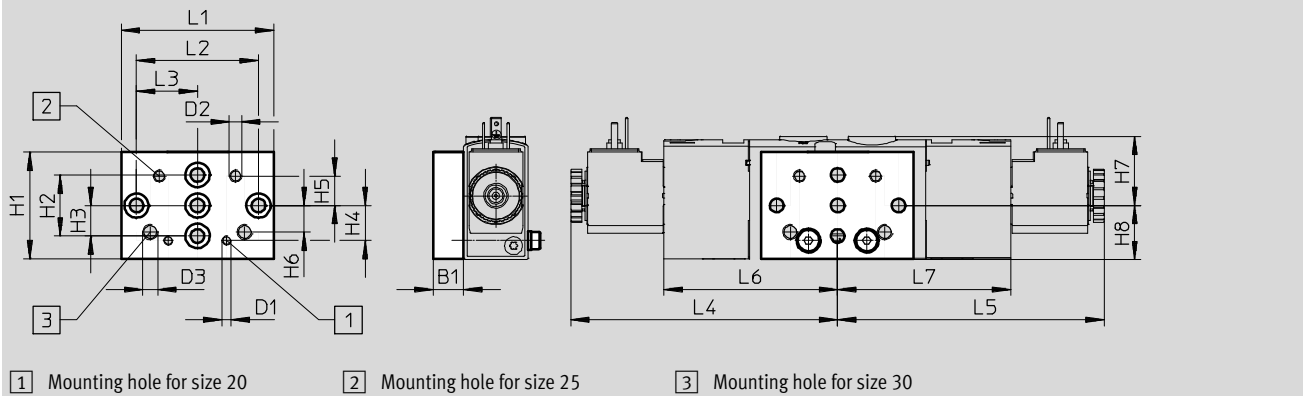
Technical data



Dimensions

Download CAD data → www.festo.com

Wall mounting



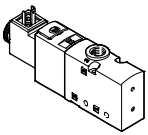
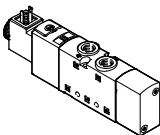
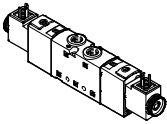
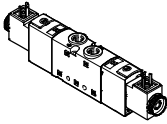
Type		B1	D1	D2	D3	H1	H2	H3	H4	H5	H6
VAME-B10-20-W	VUVS-L20-B52/P53	10	M3	M4	M5	35	20	10	11.5	9.7	8.7
	VUVS-L20-M52										
	VUVS-L20-M32										

Type		H7	H8	L1	L2	L3	L4	L5	L6	L7		
VAME-B10-20-W	VUVS-L20-B52/P53	22.7	17.7	50	40	20	87.5	87.5	56.9	56.9		
	VUVS-L20-M52										53.7	-
	VUVS-L20-M32										23.3	-

Solenoid valves VUVS-L, size 20

Accessories

★ Core product range

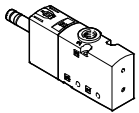
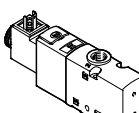
Ordering data			
	Code	Valve function	Part No. Type
3/2-way valve with solenoid coil (24 V DC)			
	Single solenoid, normally closed, type C		
	M32C-A	Pneumatic spring return, internal pilot air supply, direction of flow not reversible	★ 575269 VUVS-L20-M32C-AD-G18-F7-1C1
	M32C-M	Mechanical spring return, internal pilot air supply, direction of flow not reversible	★ 575274 VUVS-L20-M32C-MD-G18-F7-1C1
5/2-way valve with solenoid coil (24 V DC)			
	Single solenoid, type C		
	M52-A	Pneumatic spring return, internal pilot air supply, direction of flow not reversible	★ 575263 VUVS-L20-M52-AD-G18-F7-1C1
	M52-M	Mechanical spring return, internal pilot air supply, direction of flow not reversible	★ 575264 VUVS-L20-M52-MD-G18-F7-1C1
	Double solenoid, type C		
	B52	Internal pilot air supply, direction of flow not reversible	★ 575265 VUVS-L20-B52-D-G18-F7-1C1
5/3-way valve with solenoid coil (24 V DC)			
	Mid-position closed, type C		
	P53C	Mechanical spring return, internal pilot air supply, direction of flow not reversible	★ 575268 VUVS-L20-P53C-MD-G18-F7-1C1

Festo core product range

- ★ Ready for dispatch from the Festo factory in 24 hours
- ☆ Ready for dispatch in 5 days maximum from stock

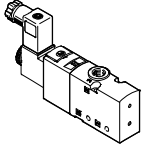

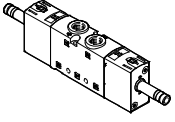
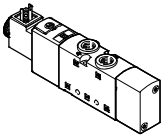
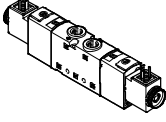
Solenoid valves VUVS-L, size 20

Accessories

Ordering data				
	Code	Valve function	Part No.	Type
3/2-way valve without solenoid coil				
	Single solenoid, normally closed			
	M32C-A	Pneumatic spring return, internal pilot air supply, direction of flow not reversible	575255	VUVS-L20-M32C-AD-G18-F7
		Pneumatic spring return, external pilot air supply, direction of flow reversible	575257	VUVS-L20-M32C-AZD-G18-F7
	M32C-M	Mechanical spring return, internal pilot air supply, direction of flow not reversible	575260	VUVS-L20-M32C-MD-G18-F7
		Mechanical spring return, external pilot air supply, direction of flow reversible	575259	VUVS-L20-M32C-MZD-G18-F7
	Single solenoid, normally open			
	M32U-A	Pneumatic spring return, internal pilot air supply, direction of flow not reversible	575256	VUVS-L20-M32U-AD-G18-F7
		Pneumatic spring return, external pilot air supply, direction of flow reversible	575258	VUVS-L20-M32U-AZD-G18-F7
	M32U-M	Mechanical spring return, internal pilot air supply, direction of flow not reversible	575262	VUVS-L20-M32U-MD-G18-F7
		Mechanical spring return, external pilot air supply, direction of flow reversible	575261	VUVS-L20-M32U-MZD-G18-F7
3/2-way valve with solenoid coil (24 V DC)				
	Single solenoid, normally closed, type C			
	M32C-A	Pneumatic spring return, external pilot air supply, direction of flow reversible	575271	VUVS-L20-M32C-AZD-G18-F7-1C1
	M32C-M	Mechanical spring return, external pilot air supply, direction of flow reversible	575273	VUVS-L20-M32C-MZD-G18-F7-1C1
	Single solenoid, normally open, type C			
	M32U-A	Pneumatic spring return, internal pilot air supply, direction of flow not reversible	575270	VUVS-L20-M32U-AD-G18-F7-1C1
		Pneumatic spring return, external pilot air supply, direction of flow reversible	575272	VUVS-L20-M32U-AZD-G18-F7-1C1
	M32U-M	Mechanical spring return, internal pilot air supply, direction of flow not reversible	575276	VUVS-L20-M32U-MD-G18-F7-1C1
		Mechanical spring return, external pilot air supply, direction of flow reversible	575275	VUVS-L20-M32U-MZD-G18-F7-1C1

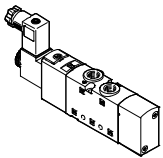
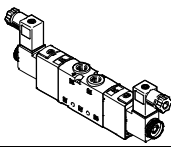
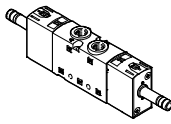
Solenoid valves VUVS-L, size 20

Accessories

Ordering data			
	Code	Valve function	Part No. Type
3/2-way valve with solenoid coil and plug socket (24 V DC)			
	Single solenoid, normally closed, type C		
	M32C-A	Pneumatic spring return, internal pilot air supply, direction of flow not reversible	8059133 VUVS-L20-M32C-AD-G18-F7-1C1+G
	M32C-M	Mechanical spring return, internal pilot air supply, direction of flow not reversible	8059134 VUVS-L20-M32C-MD-G18-F7-1C1+G
5/2-way valve without solenoid coil			
	Single solenoid		
	M52-A	Pneumatic spring return, internal pilot air supply, direction of flow not reversible	575249 VUVS-L20-M52-AD-G18-F7
		Pneumatic spring return, external pilot air supply, direction of flow reversible	575675 VUVS-L20-M52-AZD-G18-F7
	M52-M	Mechanical spring return, internal pilot air supply, direction of flow not reversible	575250 VUVS-L20-M52-MD-G18-F7
Mechanical spring return, external pilot air supply, direction of flow reversible		575679 VUVS-L20-M52-MZD-G18-F7	
	Double solenoid		
	B52	Internal pilot air supply, direction of flow not reversible	575251 VUVS-L20-B52-D-G18-F7
External pilot air supply, direction of flow reversible		575682 VUVS-L20-B52-ZD-G18-F7	
5/2-way valve with solenoid coil (24 V DC)			
	Single solenoid, type C		
	M52-A	Pneumatic spring return, external pilot air supply, direction of flow reversible	575676 VUVS-L20-M52-AZD-G18-F7-1C1
	M52-M	Mechanical spring return, external pilot air supply, direction of flow reversible	575680 VUVS-L20-M52-MZD-G18-F7-1C1
	Double solenoid, type C		
B52	External pilot air supply, direction of flow reversible	575683 VUVS-L20-B52-ZD-G18-F7-1C1	

Solenoid valves VUVS-L, size 20

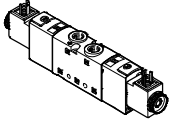
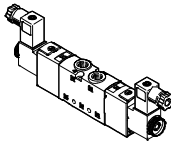
Accessories

Ordering data				
	Code	Valve function	Part No.	Type
5/2-way valve with solenoid coil and plug socket (24 V DC)				
	Single solenoid, type C			
	M52-A	Pneumatic spring return, internal pilot air supply, direction of flow not reversible	8059135	VUVS-L20-M52-AD-G18-F7-1C1+G
	M52-M	Mechanical spring return, internal pilot air supply, direction of flow not reversible	8059136	VUVS-L20-M52-MD-G18-F7-1C1+G
	Double solenoid, type C			
	B52	Internal pilot air supply, direction of flow not reversible	8059137	VUVS-L20-B52-D-G18-F7-1C1+G
5/3-way valve without solenoid coil				
	Mid-position closed			
	P53C	Mechanical spring return, internal pilot air supply, direction of flow not reversible	575254	VUVS-L20-P53C-MD-G18-F7
		Mechanical spring return, external pilot air supply, direction of flow reversible	575685	VUVS-L20-P53C-MZD-G18-F7
	Mid-position exhausted			
	P53E	Mechanical spring return, internal pilot air supply, direction of flow not reversible	575252	VUVS-L20-P53E-MD-G18-F7
		Mechanical spring return, external pilot air supply, direction of flow reversible	575691	VUVS-L20-P53E-MZD-G18-F7
	Mid-position pressurised			
	P53U	Mechanical spring return, internal pilot air supply, direction of flow not reversible	575253	VUVS-L20-P53U-MD-G18-F7
Mechanical spring return, external pilot air supply, direction of flow reversible		575688	VUVS-L20-P53U-MZD-G18-F7	

Solenoid valves VUVS-L, size 20




FESTO




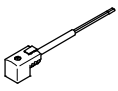

Accessories

Ordering data			
	Code	Valve function	Part No. Type
5/3-way valve with solenoid coil (24 V DC)			
	Mid-position closed, type C		
	P53C	Mechanical spring return, external pilot air supply, direction of flow reversible	575686 VUVS-L20-P53C-MZD-G18-F7-1C1
	Mid-position exhausted, type C		
	P53E	Mechanical spring return, internal pilot air supply, direction of flow not reversible	575266 VUVS-L20-P53E-MD-G18-F7-1C1
		Mechanical spring return, external pilot air supply, direction of flow reversible	575692 VUVS-L20-P53E-MZD-G18-F7-1C1
	Mid-position pressurised, type C		
P53U	Mechanical spring return, internal pilot air supply, direction of flow not reversible	575267 VUVS-L20-P53U-MD-G18-F7-1C1	
	Mechanical spring return, external pilot air supply, direction of flow reversible	575689 VUVS-L20-P53U-MZD-G18-F7-1C1	
5/3-way valve with solenoid coil and plug socket (24 V DC)			
	Mid-position closed, type C		
	P53C	Mechanical spring return, internal pilot air supply, direction of flow not reversible	8059138 VUVS-L20-P53C-MD-G18-F7-1C1+G

Solenoid valves VUVS-L, size 20

Accessories

Ordering data					
Description		Part No.	Type		
Solenoid coils for valves					
	Plug pattern type C, to DIN EN 175301-803	12 V DC	8025331	VACS-C-C1-5	
		24 V DC	8025330	VACS-C-C1-1	
		48 V DC	8025336	VACS-C-C1-7	
		24 V AC/50-60 Hz	8025335	VACS-C-C1-1A	
		48 V AC/50-60 Hz	8025337	VACS-C-C1-7A	
		110/120 V AC/50-60 Hz	8025334	VACS-C-C1-16B	
		230/240 V AC/50-60 Hz	8025338	VACS-C-C1-3W	
Seal set					
	For valves in order to guarantee protection class IP67	2643771	VAMC-B10-C-B-S8		
Cover cap					
	For manual override, non-detenting or covered	8028240	VAMC-B10-20-CH2		





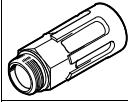


Ordering data							
Description		Part No.	Type				
Plug socket							
	Plug pattern type C, to DIN EN 175301-803	3-pin, screw terminal	Cable fitting M12	0 ... 250 V AC/DC	IP65	539712	MSSD-EB-M12
			Cable fitting Pg7			★ 151687	MSSD-EB
	4-pin, insulation displacement connector	Cable fitting M14	0 ... 250 V AC/DC	IP67	192745		MSSD-EB-S-M14
					570367		MSSD-EB-M12-24VDC-SD-EX 
3-pin, angled socket	Cable fitting M12	0 ... 24 V DC	IP65				
Adapter							
	Socket type C, to EN 175301-803	Plug M12x1, 2-pin, A-coded	12 ... 24 V AC/DC	IP65	188024	MSSD-EB-M12-MONO	
Plug socket with cable							
	Plug pattern type C, to DIN EN 175301-803	Angled socket, 3-pin Cable, open end, 3-wire	24 V DC	LED	2.5 m	★ 151688	KMEB-1-24-2,5-LED
					5 m	151689	KMEB-1-24-5-LED
					10 m	193457	KMEB-1-24-10-LED
			230 V AC	-	2.5 m	151690	KMEB-1-230AC-2,5
					5 m	151691	KMEB-1-230AC-5
Illuminating seal							
	Plug pattern type C, to DIN EN 175301-803	24 V DC	151717	MEB-LD-12-24DC			
		230 V AC	151718	MEB-LD-230AC			

Festo core product range

- ★ Ready for dispatch from the Festo factory in 24 hours
- ☆ Ready for dispatch in 5 days maximum from stock

Solenoid valves VUVS-L, size 20

Accessories

Ordering data					
	Description		Part No.	Type	PU ¹⁾
Push-in fitting with internal hex					
	Connecting thread M5 for tubing O.D.	4 mm	★ 153315	QSM-M5-4-I	10
	Connecting thread G1/8 for tubing O.D.	4 mm	★ 186106	QS-G1/8-4-I	10
			133008	QS-G1/8-4-I-100	100
		6 mm	★ 186107	QS-G1/8-6-I	10
			133009	QS-G1/8-6-I-100	100
		8 mm	★ 186109	QS-G1/8-8-I	10
133010			QS-G1/8-8-I-100	100	
Angled push-in fitting with external hex					
	Connecting thread G1/8 for tubing O.D.	4 mm	★ 186116	QSL-G1/8-4	10
			132048	QSL-G1/8-4-100	100
		6 mm	★ 186117	QSL-G1/8-6	10
			132049	QSL-G1/8-6-100	100
		8 mm	★ 186119	QSL-G1/8-8	10
			132050	QSL-G1/8-8-50	50
Angled push-in fitting, long, with external hex					
	Connecting thread G1/8 for tubing O.D.	4 mm	186127	QSL-G1/8-4	10
			133015	QSL-G1/8-4-100	100
		6 mm	186128	QSL-G1/8-6	10
			133016	QSL-G1/8-6-100	100
		8 mm	186130	QSL-G1/8-8	10
			133017	QSL-G1/8-8-100	100
Silencers					
	With connecting thread G, polymer design	G1/8	★ 2307	U-1/8	1
			534222	U-1/8-50	50
	With connecting thread G, metal design	G1/8	★ 6841	U-1/8-B	1
	With connecting thread G, sintered design, long	G1/8	★ 1205860	AMTE-M-LH-G18	 20

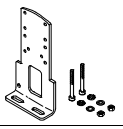
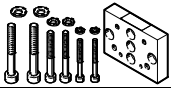
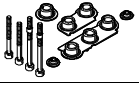

1) Packaging unit

Festo core product range

- ★ Ready for dispatch from the Festo factory in 24 hours
- ☆ Ready for dispatch in 5 days maximum from stock


Solenoid valves VUVS-L, size 20


Accessories


Ordering data				
	Description	Weight [g]	Part No.	Type
Foot mounting				
	With screw set for attaching the valve to the foot mounting	97	576412	VAME-B10-20-A
Wall mounting				
	With screw set for attaching the valve to the wall mounting	53	576413	VAME-B10-20-W
Spare parts selection				
	Set comprising seals and screws	10	8026203	VAME-B10-20-MK
Inscription label				
	40 pieces in frame	–	565306	ASLR-C-E4


Solenoid valves VUVS-L, size 25

Technical data

-  - Flow rate
Up to 1300 l/min (±20%)

-  - Valve width
26.5 mm

-  - Voltage
12, 24 V DC
24, 110, 120, 230, 240 V AC



General technical data							
Valve function	3/2-way valve		5/2-way valve		5/3-way valve		
Order code for valves	M32C	M32U	M52	B52	P53C	P53U	P53E
Valve width [mm]	26.5						
Nominal width [mm]	6.3		6.9		6.5	6.3	
Design	Piston spool						
Flow direction	Reversible with external pilot air supply						
Pilot air supply	Internal or external						
Type of control	Pilot						
Manual override	Non-detenting, detenting						
Non-overlapping	Yes						
Sealing principle	Soft						
Type of mounting	Optionally via through-hole or on manifold rail						
Standard nominal flow rate q _N [l/min]	1000		1300	1300	1200	1000	
Type of actuation	Electrical						
Mounting position	Any						
Exhaust air function	With flow control						
Pneumatic port 1, 2, 4, 3, 5	G1/4						
Pilot air port 12/14	M5						
Pilot exhaust air port 82/84	M5						
Corrosion resistance ¹⁾	2						

1) Corrosion resistance class CRC 2 to Festo standard FN 940070
Moderate corrosion stress. Indoor applications in which condensation may occur. External visible parts with primarily decorative requirements for the surface and which are in direct contact with the ambient atmosphere typical for industrial applications.

ATEX	
ATEX category for gas	II 3G
Type of ignition protection for gas	Ex ec IIC T4 X Gc
ATEX category for dust	II 3D
Type of ignition protection for dust	Ex tc IIIC T115°C X Dc
Explosion ambient temperature [°C]	-10 ... +60
CE marking (see declaration of conformity)	To EU Explosion Protection Directive (ATEX)

Solenoid valves VUVS-L, size 25

Technical data

Technical data – 3/2-way valves					
Order code for valves		M32C		M32U	
Normal position		Closed		Open	
Stable position		Monostable		Monostable	
Reset method		Pneumatic spring	Mechanical spring	Pneumatic spring	Mechanical spring
Switching times	On	13	11	12	11
	Off	26	40	26	39
	Change-over	–	–	–	–
Switching time tolerance	[%]	±20			
Product weight excluding solenoid coil	[g]	244	244	244	244
Product weight including solenoid coil	[g]	297	297	297	297

Technical data – 5/2-way valves					
Order code for valves		M52		B52	
Normal position		–		–	
Stable position		Monostable		Bistable	
Reset method		Pneumatic spring	Mechanical spring	–	
Switching times	On	19	12	–	
	Off	35	47	–	
	Change-over	–	–	11	
Switching time tolerance	[%]	±20			
Product weight excluding solenoid coil	[g]	311	311	322	
Product weight including solenoid coil	[g]	363	363	428	

Technical data – 5/3-way valves					
Order code for valves		P53C		P53U	P53E
Normal position/mid-position		Closed		Pressurised	Exhausted
Stable position		Monostable			
Reset method		Mechanical spring			
Switching times	On	13	14	14	
	Off	42	48	48	
	Change-over	26	25	25	
Switching time tolerance	[%]	±20			
Product weight excluding solenoid coil	[g]	324	324	324	
Product weight including solenoid coil	[g]	430	430	430	

Safety data	
Max. positive test pulse 0 signal	[µs] 2000 (valves with VACF-B-...-1)
Max. negative test pulse 1 signal	[µs] 3600 (valves with VACF-B-...-1)
Shock resistance	Shock test with severity level 2 to FN 942017-5 and EN 60068-2-27
Vibration resistance	Transport application test with severity level 2 to FN 942017-4 and EN 60068-2-6

Solenoid valves VUVS-L, size 25

Technical data

Operating and environmental conditions				
Order code for valves	M32	M52	B52	P53
Operating medium	Compressed air in accordance with ISO 8573-1:2010 [7:4:4]			
Pilot medium	Compressed air in accordance with ISO 8573-1:2010 [7:4:4]			
Note on operating/pilot medium	Lubricated operation possible (in which case lubricated operation will always be required)			
Operating pressure with internal pilot air supply [bar]	2.5 ... 10		1.5 ... 10	2.5 ... 10
Operating pressure with external pilot air supply [bar]	-0.9 ... +10			
Pilot pressure [bar]	2.5 ... 10		1.5 ... 10	2.5 ... 10
Ambient temperature [°C]	-10 ... +60			
Temperature of medium [°C]	-10 ... +60			
Certification	c UL us - Recognized (OL)			
Maritime certification ¹⁾	See certificate (only for VUVS-...-F8 and VUVS-...-F8-...-B2)			

1) Additional information www.festo.com/sp → Certificates.

Electrical data		
	With solenoid coil	Without solenoid coil
Electrical connection	Plug connector type C, plug connector type B	Via solenoid coil
Operating voltage [V DC]	24	→ Internet: vacf
Permissible voltage fluctuations [%]	10	
Power [W]	3.3	
Duty cycle [%]	100	
Degree of protection to EN 60529	IP65 with plug socket	

Information on materials	
Housing	Die-cast aluminium
Seals	HNBR, NBR
Piston spool	Wrought aluminium alloy
Screws	Galvanised steel
Note on materials	RoHS compliant

Solenoid valves VUVS-L, size 25

Technical data

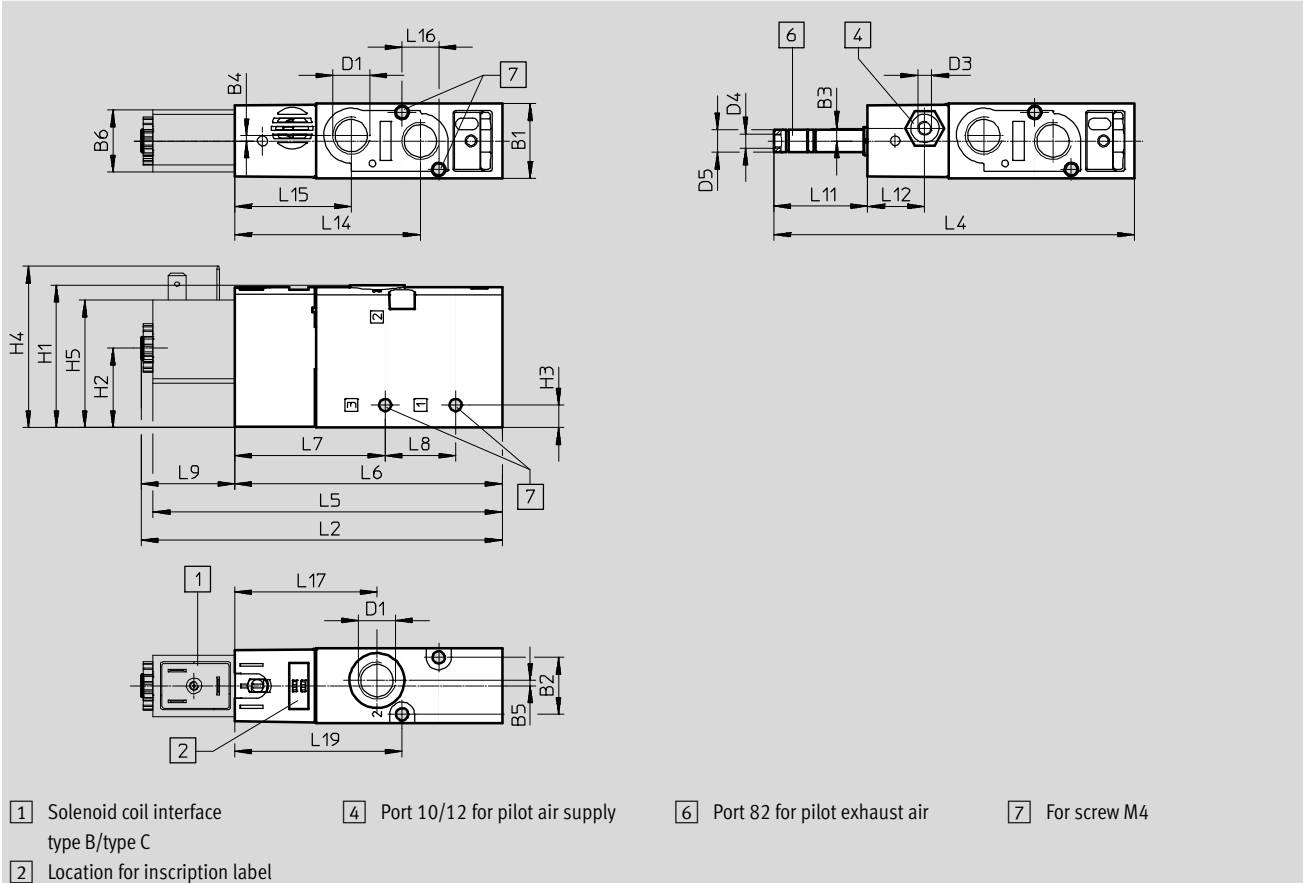


Dimensions

Download CAD data → www.festo.com

3/2-way valves, with solenoid coil

3/2-way valves, without solenoid coil



Type	B1	B2	B3	B4	B5	B6	D1	D3	D4	D5	H1	H2	H3	H4	H5
VUVS-L25-M32...-...D-G14-...	26.5	20.2	-	1.9	1.9	22	G1/4	-	M5	8	50.5	28.2	8	57.2	45.2
VUVS-L25-M32...-...ZD-G14-...			4.5					M5							

Type	L2	L4	L5	L6	L7	L8	L9	L11	L12	L14	L15	L16	L17	L19
VUVS-L25-M32...-...D-G14-...	129.2	128.1	123.8	94.8	53.3	25	34.4	33.3	-	65.8	41.3	13	50.4	59.3
VUVS-L25-M32...-...ZD-G14-...									20.3					

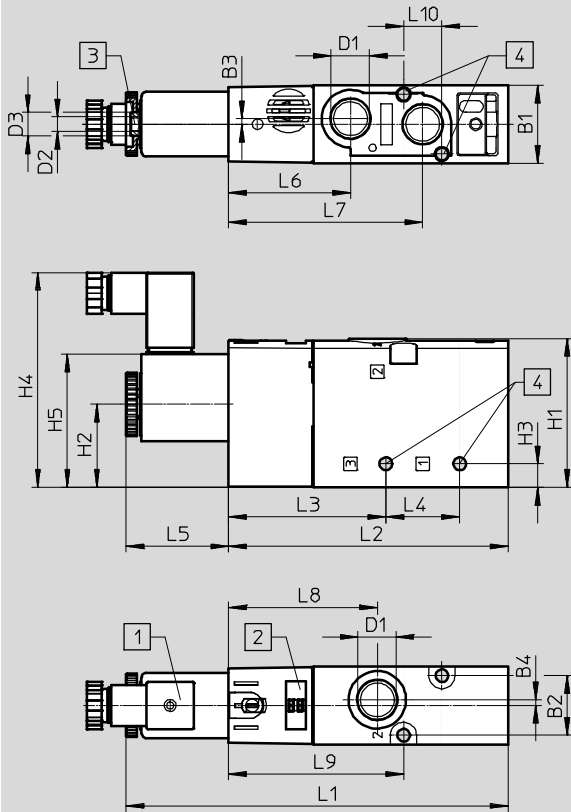
Solenoid valves VUVS-L, size 25

Technical data

Dimensions

Download CAD data → www.festo.com

3/2-way valves, with solenoid coil and plug socket



- 1 Solenoid coil interface type C
 2 Location for inscription label
 3 Port 82 for pilot exhaust air
 4 For screw M4

Type	B1	B2	B3	B4	D1	D2	D3 Ø	H1	H2	H3	H4	H5
VUVS-L25-M32...-...AD-G14-...	26.5	20.2	1.9	1.9	G1/4	M5	8	50.5	28.2	8	62.4	45.2
VUVS-L25-M32...-...MD-G14-...												

Type	L1	L2	L3	L4	L5	L6	L7	L8	L9	L10
VUVS-L25-M32...-...D-G14-...	129.2	94.8	53.3	25	34.4	41.3	65.8	50.4	59.3	13
VUVS-L25-M32...-...ZD-G14-...										

Solenoid valves VUVS-L, size 25

Technical data

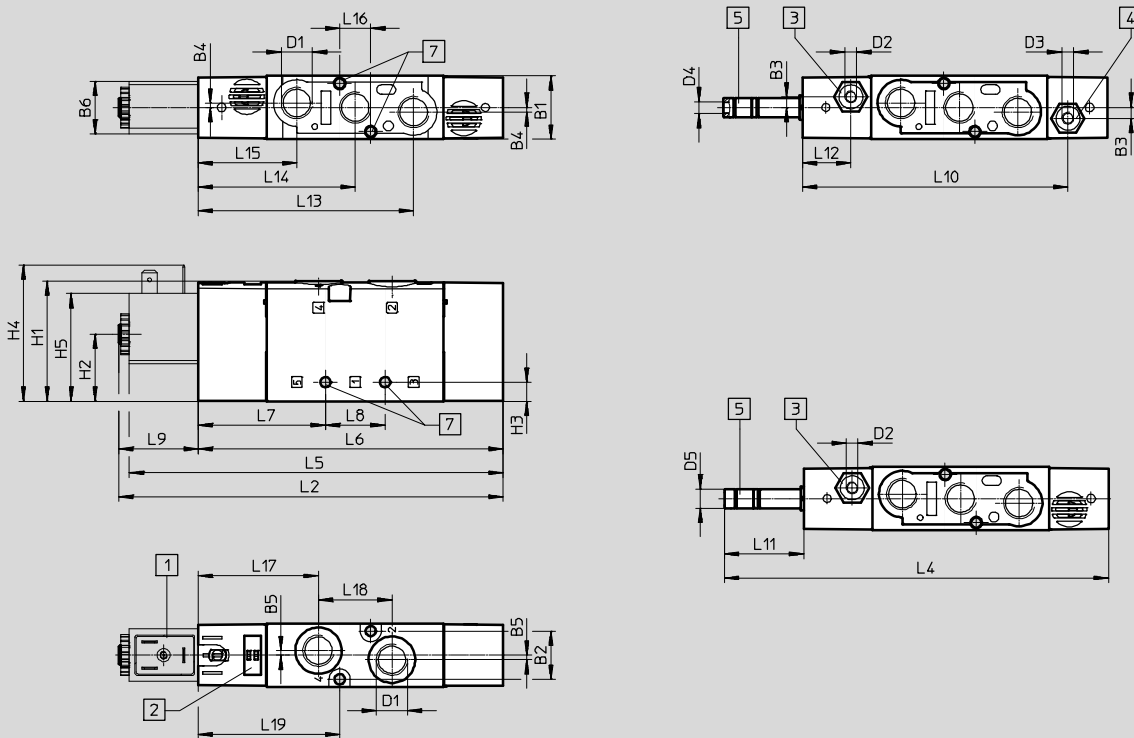


Dimensions

Download CAD data → www.festo.com

5/2-way single solenoid valves, with solenoid coil

5/2-way single solenoid valves, without solenoid coil



- 1 Solenoid coil interface type B/type C
- 2 Location for inscription label
- 3 Port 14 for pilot air supply
- 4 Port 12 for pilot air supply
- 5 Port 84 for pilot exhaust air
- 7 For screw M4

Type	B1	B2	B3	B4	B5	B6	D1	D2	D3	D4	D5	H1	H2	H3	H4	H5
VUVS-L25-M52-...D-G14-...	26.5	20.2	-	1.9	1.9	22	G1/4	-	-	M5	8	50.5	28.2	8	57.2	45.2
VUVS-L25-M52-...ZD-G14-...			4.5					M5	M5							

Type	L2	L4	L5	L6	L7	L8	L9	L10	L11	L12	L13	L14	L15	L16	L17	L18	L19
VUVS-L25-M52-...D-G14-...	162.2	161.1	156.8	127.8	53.3	25	34.4	-	33.3	-	90.3	65.8	41.3	13	50.4	30.8	59.3
VUVS-L25-M52-...ZD-G14-...								111.3		20.3							

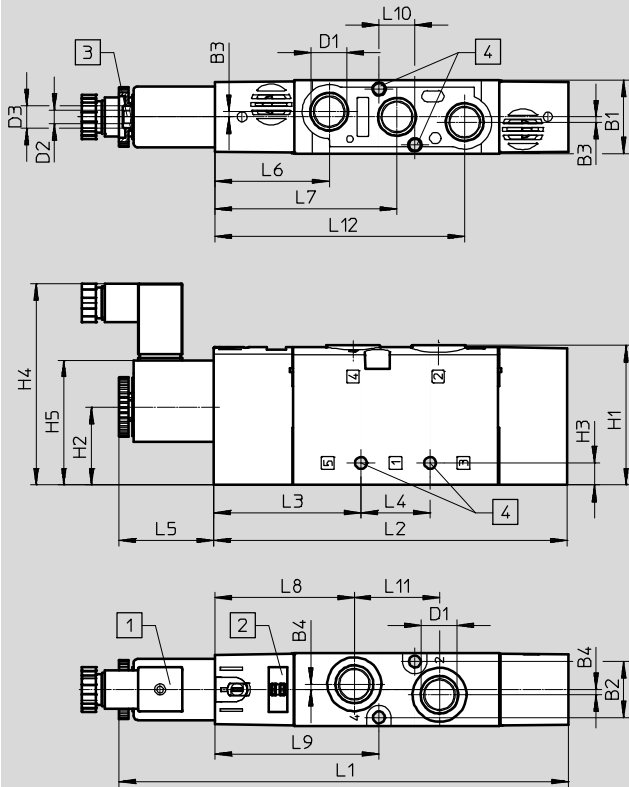
Solenoid valves VUVS-L, size 25

Technical data

Dimensions

Download CAD data → www.festo.com

5/2-way single solenoid valves, with solenoid coil and plug socket



- 1 Solenoid coil interface type C
 2 Location for inscription label
 7 Port 84 for pilot exhaust air
 4 For screw M4

Type	B1	B2	B3	B4	D1	D2	D3	H1	H2	H3	H4	H5
VUVS-L25-M52-...AD-G14-...	26.5	20.2	1.9	1.9	G1/4	M5	8 Ø	50.5	28.2	8	71.2	45.2
VUVS-L25-M52-...MD-G14-...												

Type	L1	L2	L3	L4	L5	L6	L7	L8	L9	L10	L11	L12
VUVS-L25-M52-...AD-G14-...	162.2	131.6	53.3	25	34.4	41.3	65.8	50.4	59.3	13	30.8	90.3
VUVS-L25-M52-...MD-G14-...												

Solenoid valves VUVS-L, size 25

Technical data



Dimensions

Download CAD data → www.festo.com

5/3-way valves and 5/2-way double solenoid valves, with solenoid coil

5/3-way valves and 5/2-way double solenoid valves, without solenoid coil

1 Solenoid coil interface type B/type C
 2 Location for inscription label
 3 Port 14 for pilot air supply
 4 Port 12 for pilot air supply
 5 Port 84 for pilot exhaust air
 6 Port 82 for pilot exhaust air
 7 For screw M4

Type	B1	B2	B3	B4	B5	B6	D1	D2	D3	D4	D5 ∅	H1	H2	H3	H4	H5
VUVS-L25-P53...-MD-G14-...	26.5	20.2	-	1.9	1.9	22	G1/4	-	-	M5	8	50.5	28.2	8	57.2	45.2
VUVS-L25-P53...-MZD-G14-...			4.5					M5	M5							
VUVS-L25-B52-D-G14-...			-					-	-							
VUVS-L25-B52-ZD-G14-...			4.5					M5	M5							

Type	L1	L2	L3	L4	L5	L6	L7	L8	L9	L10	L11
VUVS-L25-P53...-MD-G14-...	200.3	166	198.2	164.9	160.6	131.6	53.3	25	33.3	-	33.3
VUVS-L25-P53...-MZD-G14-...										111.3	
VUVS-L25-B52-D-G14-...										-	
VUVS-L25-B52-ZD-G14-...										111.3	

Type	L12	L13	L14	L15	L16	L17	L18	L19
VUVS-L25-P53...-MD-G14-...	-	90.3	65.8	41.3	13	50.4	30.8	59.3
VUVS-L25-P53...-MZD-G14-...	20.3							
VUVS-L25-B52-D-G14-...	-							
VUVS-L25-B52-ZD-G14-...	20.3							

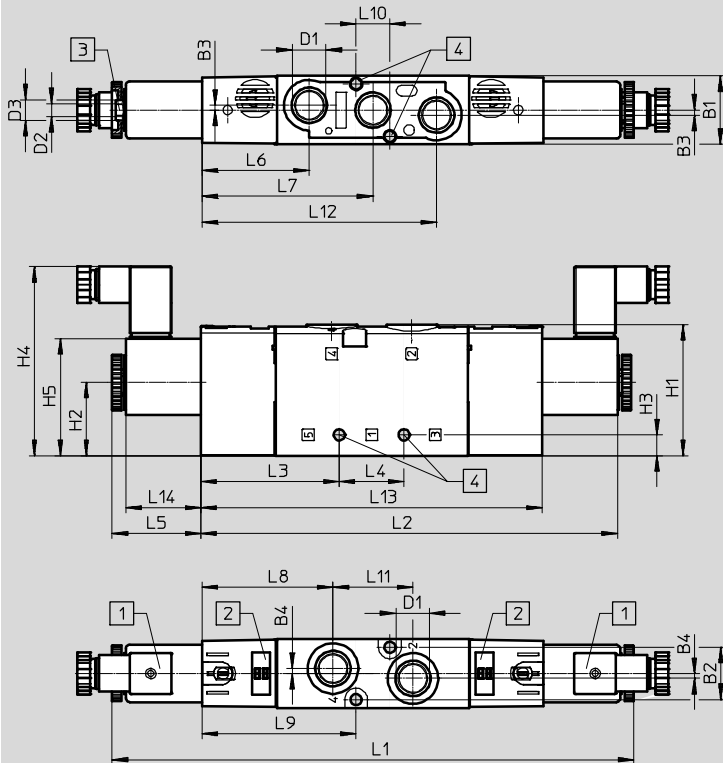
Solenoid valves VUVS-L, size 25

Technical data

Dimensions

Download CAD data → www.festo.com

5/3-way valves and 5/2-way double solenoid valves, with solenoid coil and plug socket



- 1 Solenoid coil interface type C
 2 Location for inscription label
 3 Port 84 for pilot exhaust air
 4 For screw M4

Type	B1	B2	B3	B4	D1	D2	D3	H1	H2	H3	H4	H5
VUVS-L25-P53C...-MD-G14-...	26.5	20.2	1.9	1.9	G1/4	M5	8	50.5	28.2	8	71.2	45.2
VUVS-L25-B52-D-G14-...							∅					

Type	L1	L2	L3	L4	L5	L6	L7	L8	L9	L10	L11	L12	L13	L14
VUVS-L25-P53C...-MD-G14-...	200.3	160.6	53.3	25	34.4	41.3	65.8	50.4	59.3	13	30.8	90.3	131.6	29
VUVS-L25-B52-D-G14-...														

Solenoid valves VUVS-L, size 25

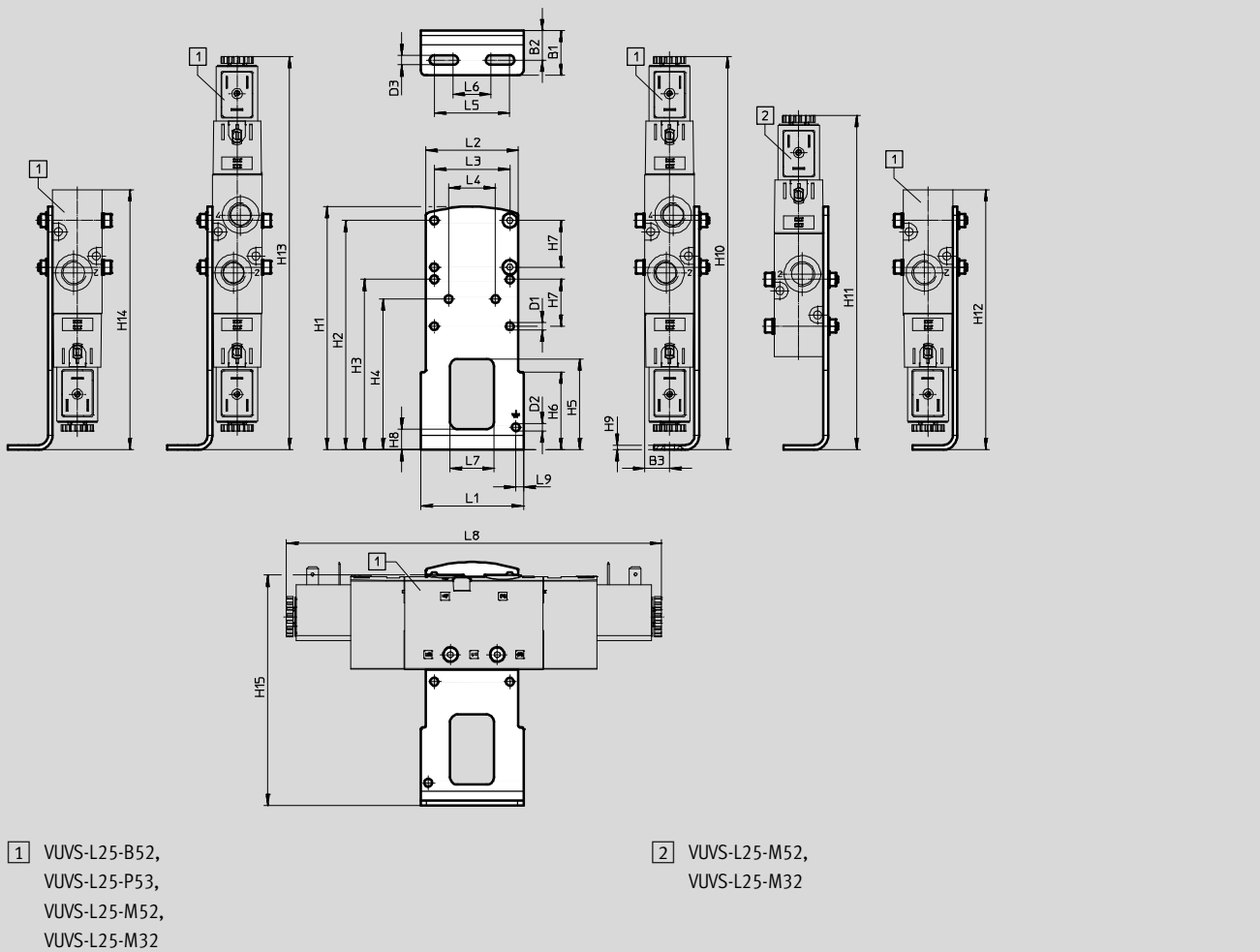
Accessories



Dimensions

Download CAD data → www.festo.com

Foot mounting



Type		B1	B2	B3	D1 Ø	D2 Ø	D3	H1	H2	H3	H4
VAME-B10-25-A	VUVS-L20-B52/P53	24	15.8	13.3	4.2	4.2	5.2	130	122.5	91	80.5
	VUVS-L20-M52										
	VUVS-L20-M32										

Type		H5	H6	H7	H8	H9	H10	H11	H12	H13	H14
VAME-B10-25-A	VUVS-L20-B52/P53	48.5	41.5	25	11	2.5	210.2	-	210.2	210.2	210.2
	VUVS-L20-M52							178.7	172		172
	VUVS-L20-M32							138.9	138.9		138.9

Type		H15	L1	L2	L3	L4	L5	L6	L7	L8	L9
VAME-B10-25-A	VUVS-L20-B52/P53	123	55	49.4	40.4	25	40	20	23.5	200.3	4.1
	VUVS-L20-M52									162.2	
	VUVS-L20-M32									129	

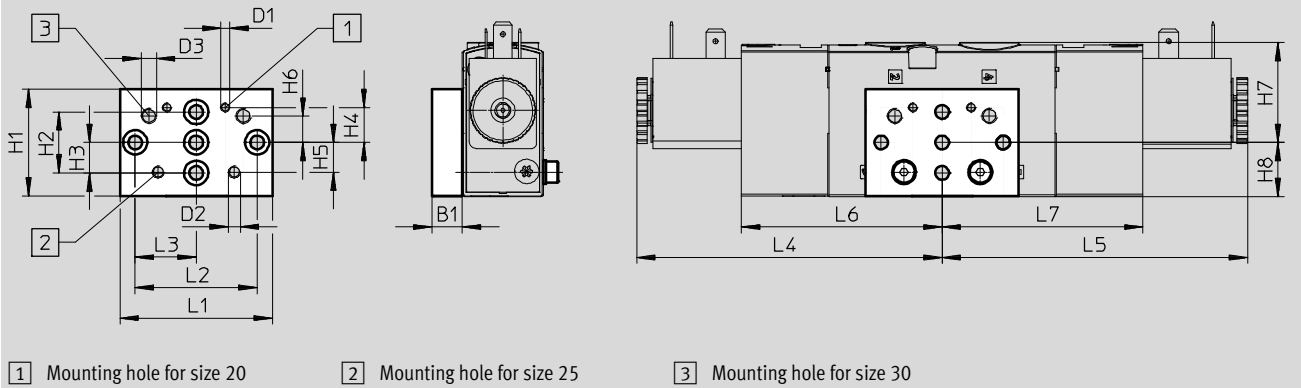
Solenoid valves VUVS-L, size 25

Accessories

Dimensions

Download CAD data → www.festo.com

Wall mounting



Type		B1	D1	D2	D3	H1	H2	H3	H4	H5	H6
VAME-B10-20-W	VUVS-L25-B52/P53	10	M3	M4	M5	35	20	10	11.5	9.7	8.7
	VUVS-L25-M52										
	VUVS-L25-M32										

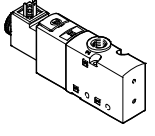
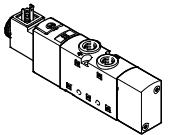
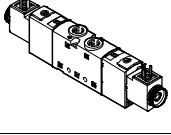
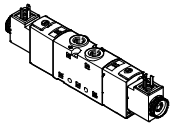
Type		H7	H8	L1	L2	L3	L4	L5	L6	L7		
VAME-B10-20-W	VUVS-L25-B52/P53	32.8	17.7	50	40	20	100.2	100.2	65.8	65.8		
	VUVS-L25-M52										62	-
	VUVS-L25-M32										28.9	-

Solenoid valves VUVS-L, size 25

Accessories

FESTO

★ Core product range

Ordering data			
	Code	Valve function	Part No. Type
3/2-way valve with solenoid coil (24 V DC)			
	Single solenoid, normally closed, type C		
	M32C-A	Pneumatic spring return, internal pilot air supply, direction of flow not reversible	★ 575475 VUVS-L25-M32C-AD-G14-F8-1C1
	M32C-M	Mechanical spring return, internal pilot air supply, direction of flow not reversible	★ 575477 VUVS-L25-M32C-MD-G14-F8-1C1
5/2-way valve with solenoid coil (24 V DC)			
	Single solenoid, type C		
	M52-A	Pneumatic spring return, internal pilot air supply, direction of flow not reversible	★ 575503 VUVS-L25-M52-AD-G14-F8-1C1
	M52-M	Mechanical spring return, internal pilot air supply, direction of flow not reversible	★ 575511 VUVS-L25-M52-MD-G14-F8-1C1
	Double solenoid, type C		
	B52	Internal pilot air supply, direction of flow not reversible	★ 575518 VUVS-L25-B52-D-G14-F8-1C1
5/3-way valve with solenoid coil (24 V DC)			
	Mid-position closed, type C		
	P53C	Mechanical spring return, internal pilot air supply, direction of flow not reversible	★ 575525 VUVS-L25-P53C-MD-G14-F8-1C1

Festo core product range

- ★ Ready for dispatch from the Festo factory in 24 hours
- ☆ Ready for dispatch in 5 days maximum from stock

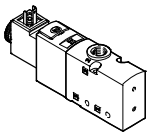
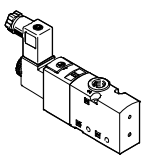
Solenoid valves VUVS-L, size 25

Accessories

Ordering data				
	Code	Valve function	Part No.	Type
3/2-way valve without solenoid coil				
	Single solenoid, normally closed			
	M32C-A	Pneumatic spring return, internal pilot air supply, direction of flow not reversible	575471	VUVS-L25-M32C-AD-G14-F8
		Pneumatic spring return, external pilot air supply, direction of flow reversible	575472	VUVS-L25-M32C-AZD-G14-F8
	M32C-M	Mechanical spring return, internal pilot air supply, direction of flow not reversible	575473	VUVS-L25-M32C-MD-G14-F8
		Mechanical spring return, external pilot air supply, direction of flow reversible	575474	VUVS-L25-M32C-MZD-G14-F8
	Single solenoid, normally open			
	M32U-A	Pneumatic spring return, internal pilot air supply, direction of flow not reversible	575486	VUVS-L25-M32U-AD-G14-F8
		Pneumatic spring return, external pilot air supply, direction of flow reversible	575487	VUVS-L25-M32U-AZD-G14-F8
M32U-M	Mechanical spring return, internal pilot air supply, direction of flow not reversible	575488	VUVS-L25-M32U-MD-G14-F8	
	Mechanical spring return, external pilot air supply, direction of flow reversible	575489	VUVS-L25-M32U-MZD-G14-F8	
3/2-way valve with solenoid coil (24 V DC)				
	Single solenoid, normally closed, type C			
	M32C-A	Pneumatic spring return, external pilot air supply, direction of flow reversible	575476	VUVS-L25-M32C-AZD-G14-F8-1C1
	M32C-M	Mechanical spring return, external pilot air supply, direction of flow reversible	575478	VUVS-L25-M32C-MZD-G14-F8-1C1
	Single solenoid, normally closed, type B			
	M32C-A	Pneumatic spring return, internal pilot air supply, direction of flow not reversible	575479	VUVS-L25-M32C-AD-G14-F8-1B2
		Pneumatic spring return, external pilot air supply, direction of flow reversible	575480	VUVS-L25-M32C-AZD-G14-F8-1B2
	M32C-M	Mechanical spring return, internal pilot air supply, direction of flow not reversible	575481	VUVS-L25-M32C-MD-G14-F8-1B2
		Mechanical spring return, external pilot air supply, direction of flow reversible	575482	VUVS-L25-M32C-MZD-G14-F8-1B2

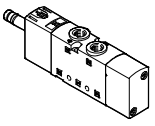
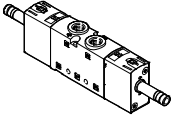
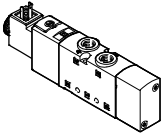
Solenoid valves VUVS-L, size 25

Accessories

Ordering data				
	Code	Valve function	Part No.	Type
3/2-way valve with solenoid coil (24 V DC)				
	Single solenoid, normally open, type C			
	M32U-A	Pneumatic spring return, internal pilot air supply, direction of flow not reversible	575490	VUVS-L25-M32U-AD-G14-F8-1C1
	M32U-A	Pneumatic spring return, external pilot air supply, direction of flow reversible	575491	VUVS-L25-M32U-AZD-G14-F8-1C1
	M32U-M	Mechanical spring return, internal pilot air supply, direction of flow not reversible	575492	VUVS-L25-M32U-MD-G14-F8-1C1
	M32U-M	Mechanical spring return, external pilot air supply, direction of flow reversible	575493	VUVS-L25-M32U-MZD-G14-F8-1C1
	Single solenoid, normally open, type B			
	M32U-A	Pneumatic spring return, internal pilot air supply, direction of flow not reversible	575494	VUVS-L25-M32U-AD-G14-F8-1B2
		Pneumatic spring return, external pilot air supply, direction of flow reversible	575495	VUVS-L25-M32U-AZD-G14-F8-1B2
	M32U-M	Mechanical spring return, internal pilot air supply, direction of flow not reversible	575496	VUVS-L25-M32U-MD-G14-F8-1B2
		Mechanical spring return, external pilot air supply, direction of flow reversible	575497	VUVS-L25-M32U-MZD-G14-F8-1B2
3/2-way valve with solenoid coil and plug socket (24 V DC)				
	Single solenoid, normally closed, type C			
	M32C-A	Pneumatic spring return, internal pilot air supply, direction of flow not reversible	8059139	VUVS-L25-M32C-AD-G14-F8-1C1+G
	M32C-M	Mechanical spring return, internal pilot air supply, direction of flow not reversible	8059140	VUVS-L25-M32C-MD-G14-F8-1C1+G

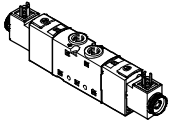
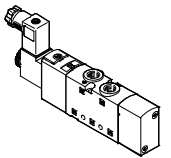
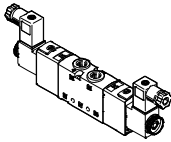

Solenoid valves VUVS-L, size 25

Accessories

Ordering data				
	Code	Valve function	Part No.	Type
5/2-way valve without solenoid coil				
	Single solenoid			
	M52-A	Pneumatic spring return, internal pilot air supply, direction of flow not reversible	575501	VUVS-L25-M52-AD-G14-F8
		Pneumatic spring return, external pilot air supply, direction of flow reversible	575502	VUVS-L25-M52-AZD-G14-F8
	M52-M	Mechanical spring return, internal pilot air supply, direction of flow not reversible	575509	VUVS-L25-M52-MD-G14-F8
		Mechanical spring return, external pilot air supply, direction of flow reversible	575510	VUVS-L25-M52-MZD-G14-F8
		Double solenoid		
B52		Internal pilot air supply, direction of flow not reversible	575516	VUVS-L25-B52-D-G14-F8
		External pilot air supply, direction of flow reversible	575517	VUVS-L25-B52-ZD-G14-F8
5/2-way valve with solenoid coil (24 V DC)				
	Single solenoid, type C			
	M52-A	Pneumatic spring return, external pilot air supply, direction of flow reversible	575504	VUVS-L25-M52-AZD-G14-F8-1C1
	M52-M	Mechanical spring return, external pilot air supply, direction of flow reversible	575512	VUVS-L25-M52-MZD-G14-F8-1C1
	Single solenoid, type B			
	M52-A	Pneumatic spring return, internal pilot air supply, direction of flow not reversible	575505	VUVS-L25-M52-AD-G14-F8-1B2
		Pneumatic spring return, external pilot air supply, direction of flow reversible	575506	VUVS-L25-M52-AZD-G14-F8-1B2
	M52-M	Mechanical spring return, internal pilot air supply, direction of flow not reversible	575513	VUVS-L25-M52-MD-G14-F8-1B2
		Mechanical spring return, external pilot air supply, direction of flow reversible	575514	VUVS-L25-M52-MZD-G14-F8-1B2

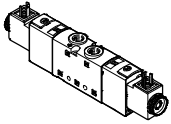
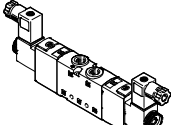
Solenoid valves VUVS-L, size 25

Accessories

Ordering data				
	Code	Valve function	Part No.	Type
5/2-way valve with solenoid coil (24 V DC)				
	Double solenoid, type C			
	B52	External pilot air supply, direction of flow reversible	575519	VUVS-L25-B52-ZD-G14-F8-1C1
	Double solenoid, type B			
	B52	Internal pilot air supply, direction of flow not reversible	575520	VUVS-L25-B52-D-G14-F8-1B2
		External pilot air supply, direction of flow reversible	575521	VUVS-L25-B52-ZD-G14-F8-1B2
5/2-way valve with solenoid coil and plug socket (24 V DC)				
	Single solenoid, type C			
	M52-A	Pneumatic spring return, internal pilot air supply, direction of flow not reversible	8059141	VUVS-L25-M52-AD-G14-F8-1C1+G
	M52-M	Mechanical spring return, internal pilot air supply, direction of flow not reversible	8059142	VUVS-L25-M52-MD-G14-F8-1C1+G
	Double solenoid, type C			
	B52	Internal pilot air supply, direction of flow not reversible	8059143	VUVS-L25-B52-D-G14-F8-1C1+G
5/3-way valve without solenoid coil				
	Mid-position closed			
	P53C	Mechanical spring return, internal pilot air supply, direction of flow not reversible	575523	VUVS-L25-P53C-MD-G14-F8
		Mechanical spring return, external pilot air supply, direction of flow reversible	575524	VUVS-L25-P53C-MZD-G14-F8
	Mid-position exhausted			
	P53E	Mechanical spring return, internal pilot air supply, direction of flow not reversible	575537	VUVS-L25-P53E-MD-G14-F8
		Mechanical spring return, external pilot air supply, direction of flow reversible	575538	VUVS-L25-P53E-MZD-G14-F8
	Mid-position pressurised			
	P53U	Mechanical spring return, internal pilot air supply, direction of flow not reversible	575530	VUVS-L25-P53U-MD-G14-F8
Mechanical spring return, external pilot air supply, direction of flow reversible		575531	VUVS-L25-P53U-MZD-G14-F8	

Solenoid valves VUVS-L, size 25




Accessories

Ordering data			
	Code	Valve function	Part No. Type
5/3-way valve with solenoid coil (24 V DC)			
	Mid-position closed, type C		
	P53C	Mechanical spring return, external pilot air supply, direction of flow reversible	575526 VUVS-L25-P53C-MZD-G14-F8-1C1
	Mid-position exhausted, type C		
	P53E	Mechanical spring return, internal pilot air supply, direction of flow not reversible	575539 VUVS-L25-P53E-MD-G14-F8-1C1
		Mechanical spring return, external pilot air supply, direction of flow reversible	575540 VUVS-L25-P53E-MZD-G14-F8-1C1
	Mid-position pressurised, type C		
	P53U	Mechanical spring return, internal pilot air supply, direction of flow not reversible	575532 VUVS-L25-P53U-MD-G14-F8-1C1
		Mechanical spring return, external pilot air supply, direction of flow reversible	575533 VUVS-L25-P53U-MZD-G14-F8-1C1
	Mid-position closed, type B		
	P53C	Mechanical spring return, internal pilot air supply, direction of flow not reversible	575527 VUVS-L25-P53C-MD-G14-F8-1B2
		Mechanical spring return, external pilot air supply, direction of flow reversible	575528 VUVS-L25-P53C-MZD-G14-F8-1B2
	Mid-position exhausted, type B		
	P53E	Mechanical spring return, internal pilot air supply, direction of flow not reversible	575541 VUVS-L25-P53E-MD-G14-F8-1B2
		Mechanical spring return, external pilot air supply, direction of flow reversible	575542 VUVS-L25-P53E-MZD-G14-F8-1B2
Mid-position pressurised, type B			
P53U	Mechanical spring return, internal pilot air supply, direction of flow not reversible	575534 VUVS-L25-P53U-MD-G14-F8-1B2	
	Mechanical spring return, external pilot air supply, direction of flow reversible	575535 VUVS-L25-P53U-MZD-G14-F8-1B2	
5/3-way valve with solenoid coil and plug socket (24 V DC)			
	Mid-position closed, type C		
	P53C	Mechanical spring return, internal pilot air supply, direction of flow not reversible	8059144 VUVS-L25-P53C-MD-G14-F8-1C1+G

Solenoid valves VUVS-L, size 25



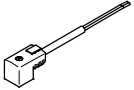

Accessories

FESTO

Ordering data				
	Description		Part No.	Type
Solenoid coils for valves				
	Plug pattern type C, acc. to DIN EN 175301-803	12 V DC	8030810	VACF-B-C1-5
		24 V DC	8030811	VACF-B-C1-1
		48 V DC	8030812	VACF-B-C1-7
		24 V AC/50-60 Hz	8030813	VACF-B-C1-1A
		48 V AC/50-60 Hz	8030814	VACF-B-C1-7A
		110/120 V AC/50-60 Hz	8030815	VACF-B-C1-16B
		230/240 V AC/50-60 Hz	8030817	VACF-B-C1-3W
	Plug pattern type B, industry standard	12 V DC	8030801	VACF-B-B2-5
		24 V DC	8030802	VACF-B-B2-1
		48 V DC	8030803	VACF-B-B2-7
		24 V AC/50-60 Hz	8030804	VACF-B-B2-1A
		48 V AC/50-60 Hz	8030805	VACF-B-B2-7A
		110/120 V AC/50-60 Hz	8030806	VACF-B-B2-16B
		230/240 V AC/50-60 Hz	8030808	VACF-B-B2-3W
Seal set				
	For solenoid valves in order to guarantee protection class IP67		8034609	VAMC-B10-B-B-S8
Cover cap				
	For manual override, non-detenting or covered		8028240	VAMC-B10-20-CH2

Solenoid valves VUVS-L, size 25

Accessories

Ordering data						
Description					Part No.	Type
Plug socket						
	Plug pattern type C, to DIN EN 175301-803					
	3-pin, screw terminal	Cable fitting M12	0 ... 250 V AC/DC	IP65	539712	MSSD-EB-M12
		Cable fitting Pg7			★ 151687	MSSD-EB
	4-pin, insulation displacement connector	Cable fitting M14	0 ... 250 V AC/DC	IP67	192745	MSSD-EB-S-M14
		3-pin, angled socket	Cable fitting M12	0 ... 24 V DC	IP65	570367
	Plug pattern type B, industry standard					
	3-pin, screw terminal	Cable fitting M16	0 ... 250 V AC/DC	IP65	539710	MSSD-F-M16
Cable fitting Pg9		★ 34431			MSSD-F	
3-pin, insulation displacement connector	–	0 ... 250 V AC/DC	IP67	192746	MSSD-F-S-M16	
Adapter						
	Socket type C, to EN 175301-803	Plug M12x1, 2-pin, A-coded	12 ... 24 V AC/DC	IP65	188024	MSSD-EB-M12-MONO
Plug socket with cable						
	Plug pattern type C, to DIN EN 175301-803					
	Angled socket, 3-pin Cable, open end, 3-wire	24 V DC	LED	2.5 m	★ 151688	KMEB-1-24-2,5-LED
				5 m	151689	KMEB-1-24-5-LED
				10 m	193457	KMEB-1-24-10-LED
	230 V AC	–	2.5 m	151690	KMEB-1-230AC-2,5	
			5 m	151691	KMEB-1-230AC-5	
			Plug pattern type B, industry standard			
	Angled socket, 3-pin Cable, open end, 3-wire	24 V DC	LED	2.5 m	★ 30935	KMF-1-24DC-2.5-LED
				5 m	30937	KMF-1-24DC-5-LED
				10 m	193458	KMF-1-24-10-LED
230 V AC	–	2.5 m	30936	KMF-1-230AC-2.5		
		5 m	30938	KMF-1-230AC-5		
Illuminating seal						
	Plug pattern type C, to DIN EN 175301-803	24 V DC	151717	MEB-LD-12-24DC		
		230 V AC	151718	MEB-LD-230AC		
	Plug pattern type B, industry standard	24 V DC	19143	MF-LD-12-24DC		
		230 V AC	19144	MF-LD-230AC		








Festo core product range

- ★ Ready for dispatch from the Festo factory in 24 hours
- ☆ Ready for dispatch in 5 days maximum from stock

Solenoid valves VUVS-L, size 25

Accessories

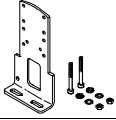
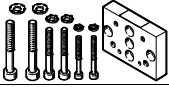


FESTO

Ordering data					
	Description		Part No.	Type	PU ¹⁾
Push-in fitting with internal hex					
	Connecting thread M5 for tubing O.D.	4 mm	★ 153315	QSM-M5-4-I	10
	Connecting thread G1/4 for tubing O.D.	6 mm	★ 186108	QS-G1/4-6-I	10
		8 mm	★ 186110	QS-G1/4-8-I	10
		10 mm	★ 186112	QS-G1/4-10-I	10
Angled push-in fitting with external hex					
	Connecting thread G1/4 for tubing O.D.	6 mm	★ 186118	QSL-G1/4-6	10
			★ 132051	QSL-G1/4-6-100	100
	8 mm	★ 186120	QSL-G1/4-8	10	
		★ 132052	QSL-G1/4-8-50	50	
	10 mm	★ 186122	QSL-G1/4-10	10	
		★ 132053	QSL-G1/4-10-50	50	
Angled push-in fitting, long, with external hex					
	Connecting thread G1/4 for tubing O.D.	6 mm	186129	QSL-L-G1/4-6	10
		8 mm	186131	QSL-L-G1/4-8	10
		10 mm	186133	QSL-L-G1/4-10	10
Silencers					
	With connecting thread G, polymer design	G1/4	★ 2316	U-1/4	1
			534223	U-1/4-20	20
	With connecting thread G, metal design	G1/4	★ 6842	U-1/4-B	1
	With connecting thread G, sintered design, long	G1/4	★ 1205861	AMTE-M-LH-G14 	20

1) Packaging unit

Solenoid valves VUVS-L, size 25




Accessories


Ordering data				
	Description	Weight [g]	Part No.	Type
Foot mounting				
	With screw set for attaching the valve to the foot mounting	130	2293485	VAME-B10-25-A
Wall mounting				
	With screw set for attaching the valve to the wall mounting	53	576413	VAME-B10-20-W
Spare parts selection				
	Set comprising seals and screws	12	8035636	VAME-B10-25-MK
Inscription label				
	40 pieces in frame	-	565306	ASLR-C-E4

Solenoid valves VUVS-L, size 30

Technical data

FESTO

-  Flow rate
Up to 2300 l/min (±20%)
-  Valve width
31 mm
-  Voltage
12, 24 V DC
24, 110, 120, 230, 240 V AC



General technical data							
Valve function	3/2-way valve		5/2-way valve		5/3-way valve		
Order code for valves	M32C	M32U	M52	B52	P53C	P53U	P53E
Valve width [mm]	31						
Nominal width [mm]	9.4				8.9	8.1	
Design	Piston spool						
Flow direction	Reversible with external pilot air supply						
Pilot air supply	Internal or external						
Type of control	Pilot						
Manual override	Non-detenting, detenting						
Non-overlapping	Yes						
Sealing principle	Soft						
Type of mounting	Optionally via through-hole or on manifold rail						
Standard nominal flow rate q _{nN} [l/min]	2300	2300	2300		2000	1600	1600
Type of actuation	Electrical						
Mounting position	Any						
Exhaust air function	With flow control						
Pneumatic port 1, 2, 4, 3, 5	G3/8						
Pilot air port 12/14	G1/8						
Pilot exhaust air port 82/84	M5						
Corrosion resistance ¹⁾	2						

1) Corrosion resistance class CRC 2 to Festo standard FN 940070
Moderate corrosion stress. Indoor applications in which condensation may occur. External visible parts with primarily decorative requirements for the surface and which are in direct contact with the ambient atmosphere typical for industrial applications.

ATEX	
ATEX category for gas	II 3G
Type of ignition protection for gas	Ex ec IIC T4 X Gc
ATEX category for dust	II 3D
Type of ignition protection for dust	Ex tc IIIC T115°C X Dc
Explosion ambient temperature [°C]	-10 ... +60
CE marking (see declaration of conformity)	To EU Explosion Protection Directive (ATEX)

Solenoid valves VUVS-L, size 30

Technical data

Technical data – 3/2-way valves					
Order code for valves		M32C		M32U	
Normal position		Closed		Open	
Stable position		Monostable		Monostable	
Reset method		Pneumatic spring	Mechanical spring	Pneumatic spring	Mechanical spring
Switching times	On	19	16	19	15
	Off	36	58	37	57
	Change-over	–	–	–	–
Switching time tolerance	[%]	±20			
Product weight excluding solenoid coil	[g]	354	354	354	354
Product weight including solenoid coil	[g]	405	405	405	405

Technical data – 5/2-way valves				
Order code for valves		M52		B52
Normal position		–		–
Stable position		Monostable		Bistable
Reset method		Pneumatic spring	Mechanical spring	–
Switching times	On	24	17	–
	Off	49	62	–
	Change-over	–	–	13
Switching time tolerance	[%]	±20		
Product weight excluding solenoid coil	[g]	450	450	464
Product weight including solenoid coil	[g]	500	500	565

Technical data – 5/3-way valves					
Order code for valves		P53C		P53U	P53E
Normal position/mid-position		Closed		Pressurised	Exhausted
Stable position		Monostable			
Reset method		Mechanical spring			
Switching times	On	17	18	20	
	Off	76	75	74	
	Change-over	39	31	36	
Switching time tolerance	[%]	±20			
Product weight excluding solenoid coil	[g]	461	461	461	
Product weight including solenoid coil	[g]	562	562	562	

Safety data		
Max. positive test pulse 0 signal	[µs]	2000 (valves with VACF-B-...-1)
Max. negative test pulse 1 signal	[µs]	3600 (valves with VACF-B-...-1)
Shock resistance		Shock test with severity level 2 to FN 942017-5 and EN 60068-2-27
Vibration resistance		Transport application test with severity level 2 to FN 942017-4 and EN 60068-2-6

Solenoid valves VUVS-L, size 30

Technical data

Operating and environmental conditions				
Order code for valves	M32	M52	B52	P53
Operating medium	Compressed air in accordance with ISO 8573-1:2010 [7:4:4]			
Pilot medium	Compressed air in accordance with ISO 8573-1:2010 [7:4:4]			
Note on operating/pilot medium	Lubricated operation possible (in which case lubricated operation will always be required)			
Operating pressure with internal pilot air supply [bar]	2.5 ... 10		1.5 ... 10	2.5 ... 10
Operating pressure with external pilot air supply [bar]	-0.9 ... +10			
Pilot pressure [bar]	2.5 ... 10		1.5 ... 10	2.5 ... 10
Ambient temperature [°C]	-10 ... +60			
Temperature of medium [°C]	-10 ... +60			
Certification	c UL us - Recognized (OL)			
Maritime certification ¹⁾	See certificate (only for VUVS-...-F8 and VUVS-...-F8-...-B2)			

1) Additional information www.festo.com/sp → Certificates.

Electrical data		
	With solenoid coil	Without solenoid coil
Electrical connection	Plug connector type C, plug connector type B	Via solenoid coil
Operating voltage [V DC]	12 and 24 ±10%	→ Internet: vacf
[V AC]	24, 110, 120, 230, 240 ±10%	
Permissible voltage fluctuations [%]	10	
Power (24 V DC) [W]	3.3	
Duty cycle [%]	100	
Degree of protection to EN 60529	IP65 with plug socket	

Information on materials	
Housing	Die-cast aluminium
Seals	HNBR, NBR
Piston spool	Wrought aluminium alloy
Screws	Galvanised steel
Note on materials	RoHS compliant

Solenoid valves VUVS-L, size 30

Technical data

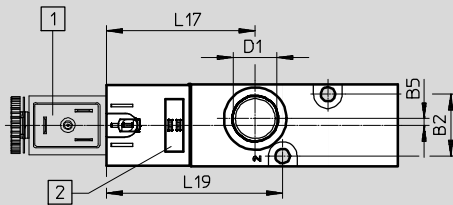
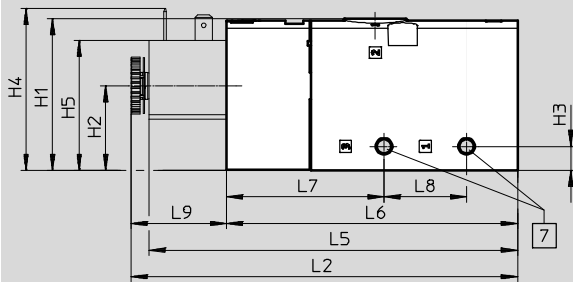
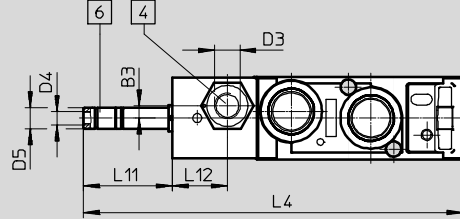
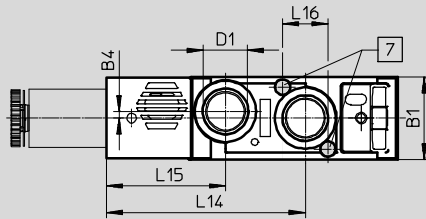


Dimensions

Download CAD data → www.festo.com

3/2-way valves, with solenoid coil

3/2-way valves, without solenoid coil



- 1 Solenoid coil interface type B/type C
- 2 Location for inscription label
- 4 Port 10/12 for pilot air supply
- 6 Port 82 for pilot exhaust air
- 7 For screw M5

Type	B1	B2	B3	B4	B5	D1	D3	D4	D5 ∅	H1	H2	H3	H4	H5
VUVS-L30-M32...-...D-G38-...	31	23.3	-	2.5	2.5	G3/8	-	M5	8	57	31.8	9	63.7	51.6
VUVS-L30-M32...-...ZD-G38-...			4.6				G1/8							

Type	L2	L4	L5	L6	L7	L8	L9	L11	L12	L14	L15	L16	L17	L19
VUVS-L30-M32...-...D-G38-...	144.9	142.8	139.5	109.5	59.3	31	35.4	33.3	-	74.8	44.8	17	56	66.3
VUVS-L30-M32...-...ZD-G38-...									20.8					

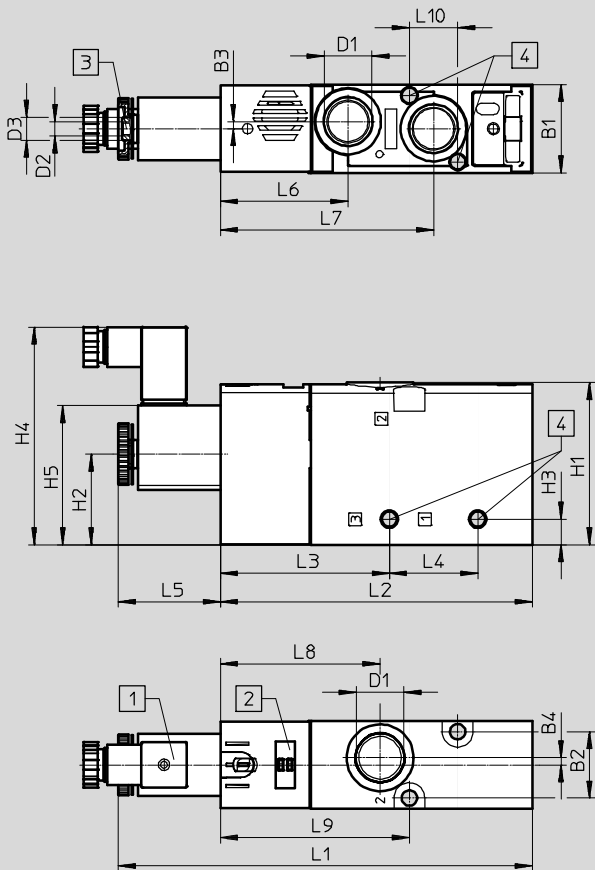
Solenoid valves VUVS-L, size 30

Technical data

Dimensions

Download CAD data → www.festo.com

3/2-way valves, with solenoid coil and plug socket



- 1 Solenoid coil interface type C
 2 Location for inscription label
 3 Port 82 for pilot exhaust air
 4 For screw M5

Type	B1	B2	B3	B4	D1	D2	D3 ∅	H1	H2	H3	H4	H5
VUVS-L30-M32...-...AD-G38-...	31	23.3	2.5	2.5	G3/8	M5	8	57	31.8	9	78.6	52.6
VUVS-L30-M32...-...MD-G38-...												

Type	L1	L2	L3	L4	L5	L6	L7	L8	L9	L10
VUVS-L30-M32...-...AD-G38-...	144.9	109.5	59.3	31	35.4	44.8	74.8	56	66.3	17
VUVS-L30-M32...-...MD-G38-...										

Solenoid valves VUVS-L, size 30

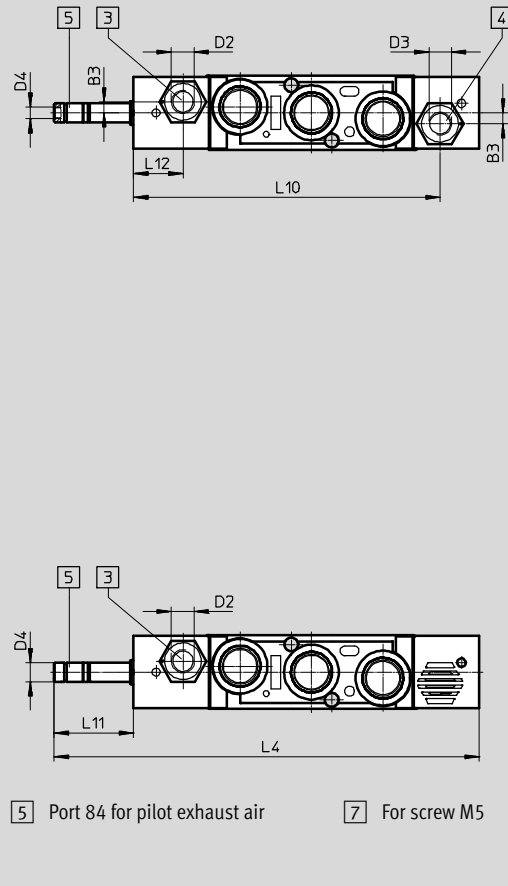
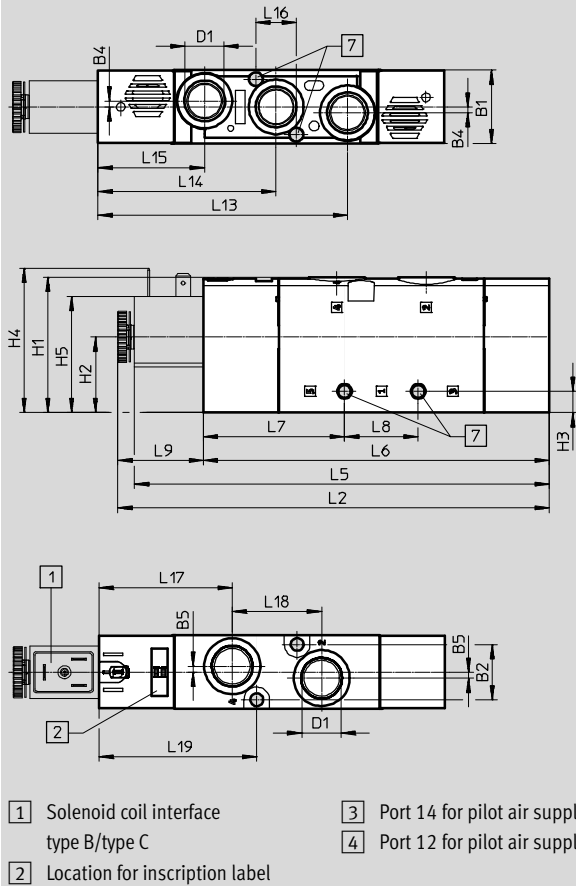
Technical data

Dimensions

Download CAD data → www.festo.com

5/2-way single solenoid valves, with solenoid coil

5/2-way single solenoid valves, without solenoid coil



- 1 Solenoid coil interface type B/type C
- 2 Location for inscription label
- 3 Port 14 for pilot air supply
- 4 Port 12 for pilot air supply
- 5 Port 84 for pilot exhaust air
- 7 For screw M5

Type	B1	B2	B3	B4	B5	D1	D2	D3	D4	D5 ∅	H1	H2	H3	H4	H5
VUVS-L30-M52-...D-G38-...	31	23.3	-	2.5	2.5	G3/8	-	-	M5	8	57	31.8	9	63.7	51.6
VUVS-L30-M52-...ZD-G38-...			4.6				G1/8	G1/8							

Type	L2	L4	L5	L6	L7	L8	L9	L10	L11	L12	L13	L14	L15	L16	L17	L18	L19
VUVS-L30-M52-...D-G38-...	180.7	178.6	179.6	145.3	59.3	31	35.4	-	33.3	-	104.8	74.8	44.8	17	56	37.6	66.3
VUVS-L30-M52-...ZD-G38-...								128.8		20.8							

Solenoid valves VUVS-L, size 30

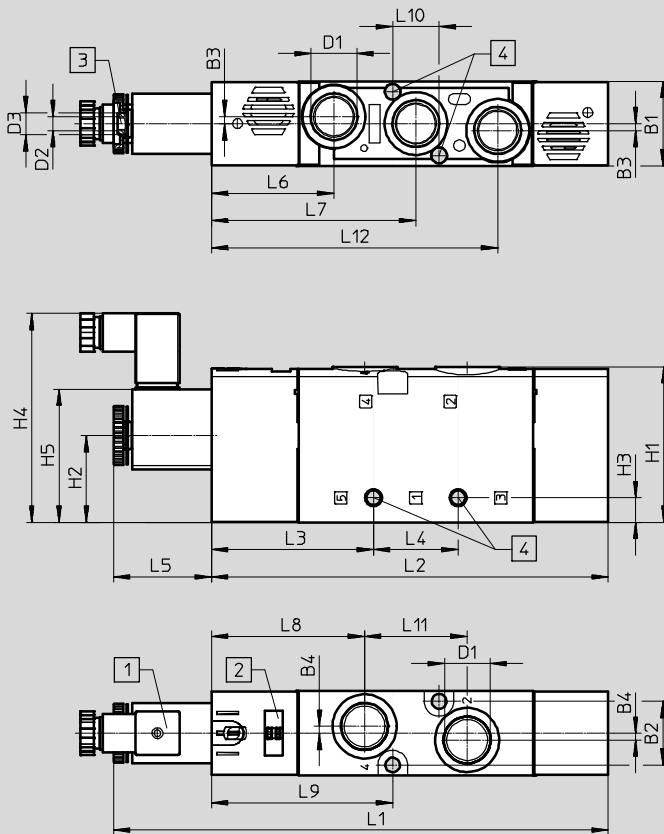
Technical data



Dimensions

Download CAD data → www.festo.com

5/2-way single solenoid valves, with solenoid coil and plug socket



- 1 Solenoid coil interface type C
 2 Location for inscription label
 3 Port 82 for pilot exhaust air
 4 For screw M5

Type	B1	B2	B3	B4	D1	D2	D3 Ø	H1	H2	H3	H4	H5
VUVS-L30-M52-...AD-G38-...	31	23.3	2.5	2.5	G3/8	M5	8	57	31.8	9	78.6	52.6
VUVS-L30-M52-...MD-G38-...												

Type	L1	L2	L3	L4	L5	L6	L7	L8	L9	L10	L11	L12
VUVS-L30-M52-...AD-G38-...	180.7	145.3	59.3	31	35.4	44.8	74.8	56	66.3	17	37.6	104.8
VUVS-L30-M52-...MD-G38-...												

Solenoid valves VUVS-L, size 30

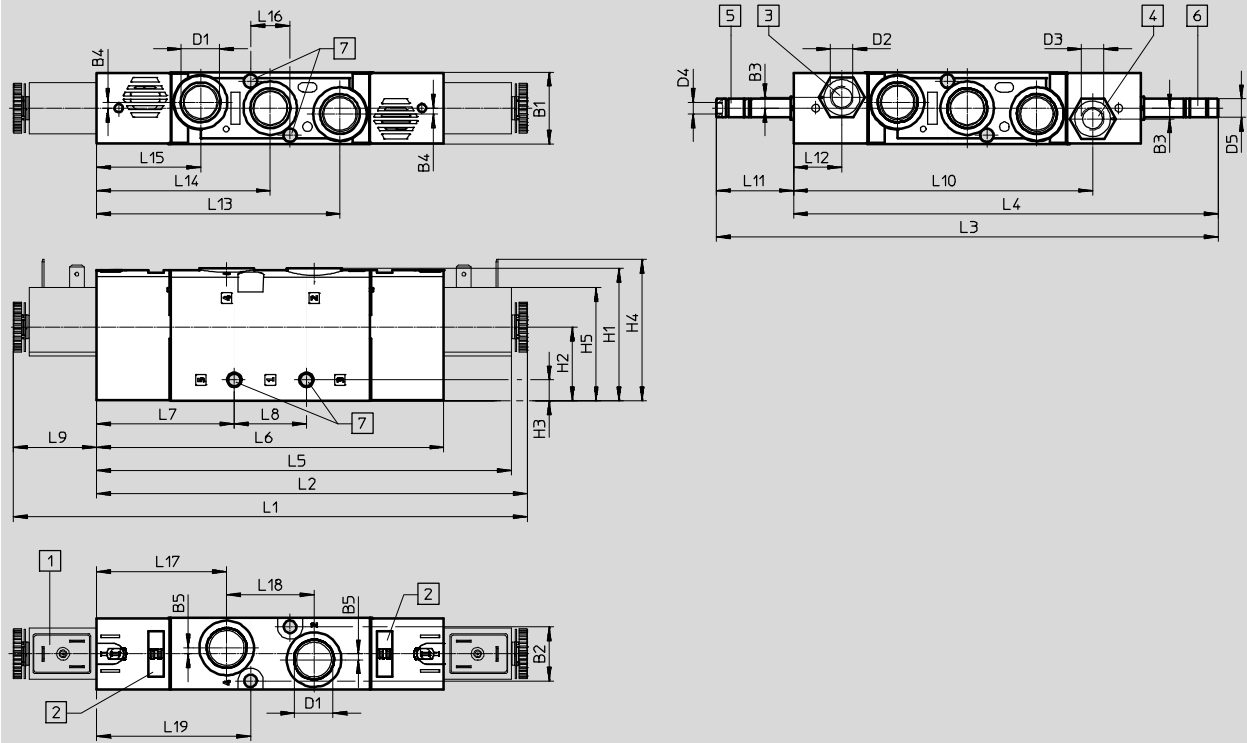
Technical data

Dimensions

Download CAD data → www.festo.com

5/3-way valves and 5/2-way double solenoid valves, with solenoid coil

5/3-way valves and 5/2-way double solenoid valves, without solenoid coil



- 1 Solenoid coil interface type B/type C
- 2 Location for inscription label
- 3 Port 14 for pilot air supply
- 4 Port 12 for pilot air supply
- 5 Port 84 for pilot exhaust air
- 6 Port 82 for pilot exhaust air
- 7 For screw M5

Type	B1	B2	B3	B4	B5	D1	D2	D3	D4	D5	H1	H2	H3	H4	H5
VUVS-L30-P53...-MD-G38-...	31	23.3	-	2.5	2.5	G ³ / ₈	-	-	M5	8	57	31.8	9	63.7	51.6
VUVS-L30-P53...-MZD-G38-...			4.6				G1/8	G1/8							
VUVS-L30-B52-D-G38-...			-				-	-							
VUVS-L30-B52-ZD-G38-...			4.6				G1/8	G1/8							

Type	L1	L2	L3	L4	L5	L6	L7	L8	L9	L10	L11
VUVS-L30-P53...-MD-G38-...	220.3	185	216.2	182.9	179.6	149.6	59.3	31	35.4	-	33.3
VUVS-L30-P53...-MZD-G38-...										128.8	
VUVS-L30-B52-D-G38-...										-	
VUVS-L30-B52-ZD-G38-...										128.8	

Type	L12	L13	L14	L15	L16	L17	L18	L19
VUVS-L30-P53...-MD-G38-...	-	104.8	74.8	44.8	17	56	37.6	66.3
VUVS-L30-P53...-MZD-G38-...	20.8							
VUVS-L30-B52-D-G38-...	-							
VUVS-L30-B52-ZD-G38-...	20.8							

Solenoid valves VUVS-L, size 30

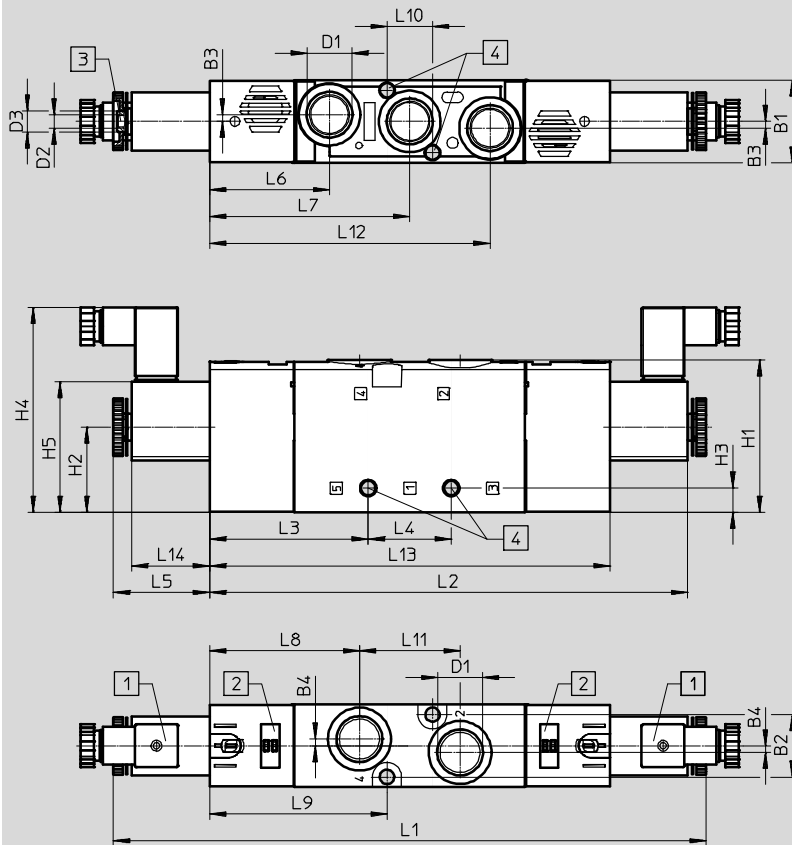
Technical data



Dimensions

Download CAD data → www.festo.com

5/3-way valves and 5/2-way double solenoid valves, with solenoid coil and plug socket



- 1 Solenoid coil interface type C
- 2 Location for inscription label
- 3 Port 82 for pilot exhaust air
- 4 For screw M5

Type	B1	B2	B3	B4	D1	D2	D3 Ø	H1	H2	H3	H4	H5
VUVS-L30-P53C...-MD-G38-...	31	23.3	2.5	2.5	G3/8	M5	8	57	31.8	9	78.6	51.6
VUVS-L30-B52-D-G38-...												

Type	L1	L2	L3	L4	L5	L6	L7	L8	L9	L10	L11	L12	L13	L14
VUVS-L30-P53C...-MD-G38-...	220.3	179.6	59.3	31	35.4	44.8	74.8	56	66.3	17	37.6	104.8	146.9	30
VUVS-L30-B52-D-G38-...														

Solenoid valves VUVS-L, size 30

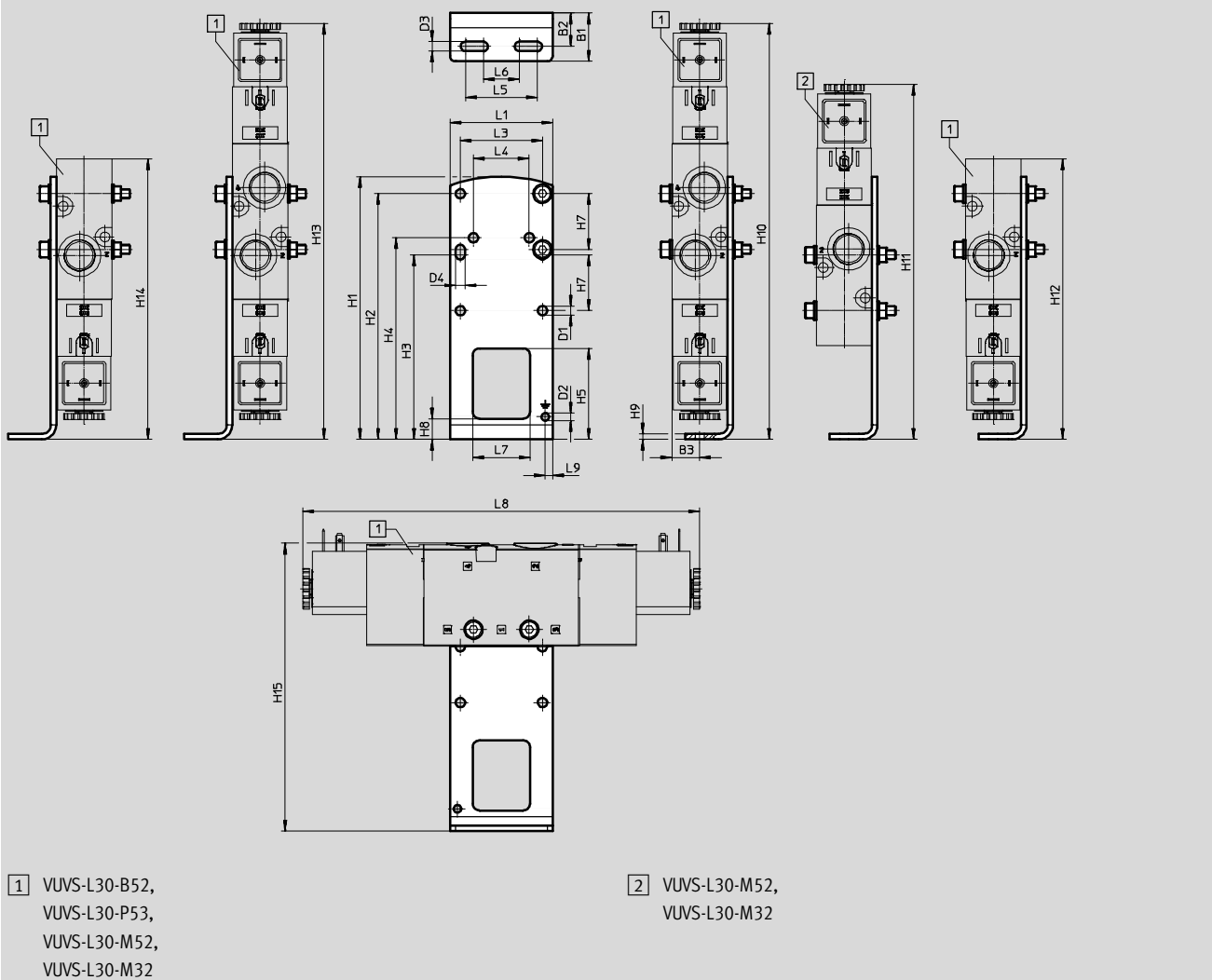
Accessories

FESTO

Dimensions

Download CAD data → www.festo.com

Foot mounting



Type		B1	B2	B3	D1 ∅	D2 ∅	D3	D4	H1	H2	H3
VAME-B10-30-A	VUVS-L30-B52/P53	26.8	18.5	15.5	5.2	4.2	5.2	5.2	146	136.5	102.5
	VUVS-L30-M52										
	VUVS-L30-M32										

Type		H4	H5	H7	H8	H9	H10	H11	H12	H13	H14
VAME-B10-30-A	VUVS-L30-B52/P53	112	50.5	31	11.5	3	231.2	–	231.2	231.2	231.2
	VUVS-L30-M52							197.2	191.5		191.5
	VUVS-L30-M32							155.7	155.7		155.7

Type		H15	L1	L3	L4	L5	L6	L7	L8	L9
VAME-B10-30-A	VUVS-L30-B52/P53	160	57	45.6	31	40	20	32	220.3	4.1
	VUVS-L30-M52								180.7	
	VUVS-L30-M32								144.9	

Solenoid valves VUVS-L, size 30

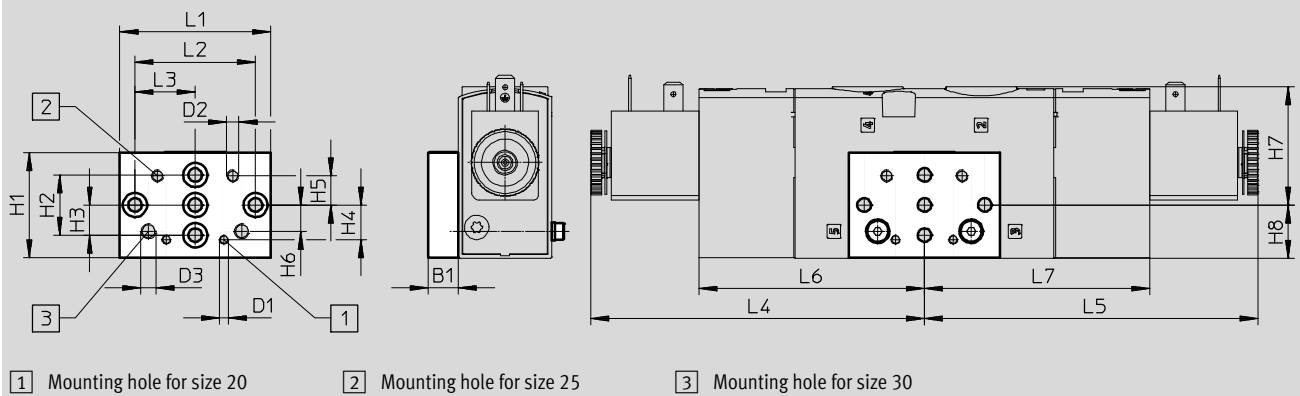
Accessories



Dimensions

Download CAD data → www.festo.com

Wall mounting



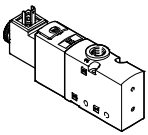
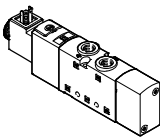
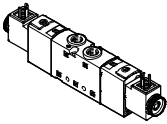
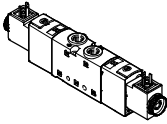
Type		B1	D1	D2	D3	H1	H2	H3	H4	H5	H6
VAME-B10-20-W	VUVS-L30-B52/P53	10	M3	M4	M5	35	20	10	11.5	9.7	8.7
	VUVS-L30-M52										
	VUVS-L30-M32										

Type		H7	H8	L1	L2	L3	L4	L5	L6	L7
VAME-B10-20-W	VUVS-L30-B52/P53	39.3	17.7	50	40	20	110.2	110.2	74.8	74.8
	VUVS-L30-M52									-
	VUVS-L30-M32									-

Solenoid valves VUVS-L, size 30

Accessories

★ Core product range

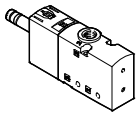
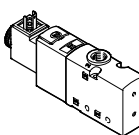
Ordering data			
	Code	Valve function	Part No. Type
3/2-way valve with solenoid coil (24 V DC)			
	Single solenoid, normally closed, type C		
	M32C-A	Pneumatic spring return, internal pilot air supply, direction of flow not reversible	★ 575568 VUVS-L30-M32C-AD-G38-F8-1C1
	M32C-M	Mechanical spring return, internal pilot air supply, direction of flow not reversible	★ 575570 VUVS-L30-M32C-MD-G38-F8-1C1
5/2-way valve with solenoid coil (24 V DC)			
	Single solenoid, type C		
	M52-A	Pneumatic spring return, internal pilot air supply, direction of flow not reversible	★ 575596 VUVS-L30-M52-AD-G38-F8-1C1
	M52-M	Mechanical spring return, internal pilot air supply, direction of flow not reversible	★ 575604 VUVS-L30-M52-MD-G38-F8-1C1
	Double solenoid, type C		
	B52	Internal pilot air supply, direction of flow not reversible	★ 575611 VUVS-L30-B52-D-G38-F8-1C1
5/3-way valve with solenoid coil (24 V DC)			
	Mid-position closed, type C		
	P53C	Mechanical spring return, internal pilot air supply, direction of flow not reversible	★ 575618 VUVS-L30-P53C-MD-G38-F8-1C1

Festo core product range

- ★ Ready for dispatch from the Festo factory in 24 hours
- ☆ Ready for dispatch in 5 days maximum from stock

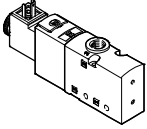
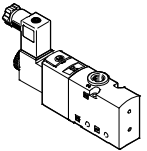
Solenoid valves VUVS-L, size 30

Accessories

Ordering data				
	Code	Valve function	Part No.	Type
3/2-way valve without solenoid coil				
	Single solenoid, normally closed			
	M32C-A	Pneumatic spring return, internal pilot air supply, direction of flow not reversible	575564	VUVS-L30-M32C-AD-G38-F8
		Pneumatic spring return, external pilot air supply, direction of flow reversible	575565	VUVS-L30-M32C-AZD-G38-F8
	M32C-M	Mechanical spring return, internal pilot air supply, direction of flow not reversible	575566	VUVS-L30-M32C-MD-G38-F8
		Mechanical spring return, external pilot air supply, direction of flow reversible	575567	VUVS-L30-M32C-MZD-G38-F8
	Single solenoid, normally open			
	M32U-A	Pneumatic spring return, internal pilot air supply, direction of flow not reversible	575579	VUVS-L30-M32U-AD-G38-F8
		Pneumatic spring return, external pilot air supply, direction of flow reversible	575580	VUVS-L30-M32U-AZD-G38-F8
	M32U-M	Mechanical spring return, internal pilot air supply, direction of flow not reversible	575581	VUVS-L30-M32U-MD-G38-F8
		Mechanical spring return, external pilot air supply, direction of flow reversible	575582	VUVS-L30-M32U-MZD-G38-F8
3/2-way valve with solenoid coil (24 V DC)				
	Single solenoid, normally closed, type C			
	M32C-A	Pneumatic spring return, external pilot air supply, direction of flow reversible	575569	VUVS-L30-M32C-AZD-G38-F8-1C1
		M32C-M	Mechanical spring return, external pilot air supply, direction of flow reversible	575571
	Single solenoid, normally closed, type B			
	M32C-A	Pneumatic spring return, internal pilot air supply, direction of flow not reversible	575572	VUVS-L30-M32C-AD-G38-F8-1B2
		Pneumatic spring return, external pilot air supply, direction of flow reversible	575573	VUVS-L30-M32C-AZD-G38-F8-1B2
	M32C-M	Mechanical spring return, internal pilot air supply, direction of flow not reversible	575574	VUVS-L30-M32C-MD-G38-F8-1B2
		Mechanical spring return, external pilot air supply, direction of flow reversible	575575	VUVS-L30-M32C-MZD-G38-F8-1B2



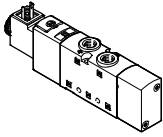
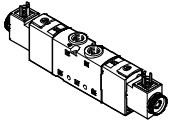
Solenoid valves VUVS-L, size 30

Accessories

Ordering data			
	Code	Valve function	Part No. Type
3/2-way valve with solenoid coil (24 V DC)			
	Single solenoid, normally open, type C		
	M32U-A	Pneumatic spring return, internal pilot air supply, direction of flow not reversible	575583 VUVS-L30-M32U-AD-G38-F8-1C1
	M32U-A	Pneumatic spring return, external pilot air supply, direction of flow reversible	575584 VUVS-L30-M32U-AZD-G38-F8-1C1
	M32U-M	Mechanical spring return, internal pilot air supply, direction of flow not reversible	575585 VUVS-L30-M32U-MD-G38-F8-1C1
	M32U-M	Mechanical spring return, external pilot air supply, direction of flow reversible	575586 VUVS-L30-M32U-MZD-G38-F8-1C1
	Single solenoid, normally open, type B		
	M32U-A	Pneumatic spring return, internal pilot air supply, direction of flow not reversible	575587 VUVS-L30-M32U-AD-G38-F8-1B2
		Pneumatic spring return, external pilot air supply, direction of flow reversible	575588 VUVS-L30-M32U-AZD-G38-F8-1B2
	M32U-M	Mechanical spring return, internal pilot air supply, direction of flow not reversible	575589 VUVS-L30-M32U-MD-G38-F8-1B2
		Mechanical spring return, external pilot air supply, direction of flow reversible	575590 VUVS-L30-M32U-MZD-G38-F8-1B2
3/2-way valve with solenoid coil and plug socket (24 V DC)			
	Single solenoid, normally closed, type C		
	M32C-A	Pneumatic spring return, internal pilot air supply, direction of flow not reversible	8059145 VUVS-L30-M32C-AD-G38-F8-1C1+G
	M32C-M	Mechanical spring return, internal pilot air supply, direction of flow not reversible	8059146 VUVS-L30-M32C-MD-G38-F8-1C1+G

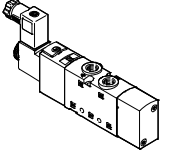
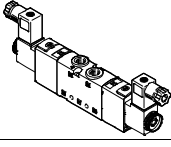
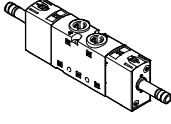
Solenoid valves VUVS-L, size 30

Accessories

Ordering data					
	Code	Valve function	Part No.	Type	
5/2-way valve without solenoid coil					
	Single solenoid				
	M52-A	Pneumatic spring return, internal pilot air supply, direction of flow not reversible	575594	VUVS-L30-M52-AD-G38-F8	
		Pneumatic spring return, external pilot air supply, direction of flow reversible	575595	VUVS-L30-M52-AZD-G38-F8	
	M52-M	Mechanical spring return, internal pilot air supply, direction of flow not reversible	575602	VUVS-L30-M52-MD-G38-F8	
Mechanical spring return, external pilot air supply, direction of flow reversible		575603	VUVS-L30-M52-MZD-G38-F8		
	Double solenoid				
	B52	Internal pilot air supply, direction of flow not reversible	575609	VUVS-L30-B52-D-G38-F8	
		external pilot air supply, direction of flow reversible	575610	VUVS-L30-B52-ZD-G38-F8	
5/2-way valve with solenoid coil (24 V DC)					
	Single solenoid, type C				
	M52-A	Pneumatic spring return, external pilot air supply, direction of flow reversible	575597	VUVS-L30-M52-AZD-G38-F8-1C1	
	M52-M	Mechanical spring return, external pilot air supply, direction of flow reversible	575605	VUVS-L30-M52-MZD-G38-F8-1C1	
	Single solenoid, type B				
	M52-A	Pneumatic spring return, internal pilot air supply, direction of flow not reversible	575598	VUVS-L30-M52-AD-G38-F8-1B2	
		Pneumatic spring return, external pilot air supply, direction of flow reversible	575599	VUVS-L30-M52-AZD-G38-F8-1B2	
	M52-M	Mechanical spring return, internal pilot air supply, direction of flow not reversible	575606	VUVS-L30-M52-MD-G38-F8-1B2	
		Mechanical spring return, external pilot air supply, direction of flow reversible	575607	VUVS-L30-M52-MZD-G38-F8-1B2	
		Double solenoid, type C			
		B52	External pilot air supply, direction of flow reversible	575612	VUVS-L30-B52-ZD-G38-F8-1C1
Double solenoid, type B					
B52		Internal pilot air supply, direction of flow not reversible	575613	VUVS-L30-B52-D-G38-F8-1B2	
	External pilot air supply, direction of flow reversible	575614	VUVS-L30-B52-ZD-G38-F8-1B2		

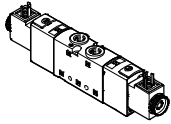
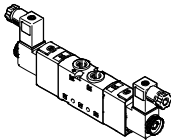
Solenoid valves VUVS-L, size 30

Accessories

Ordering data			
	Code	Valve function	Part No. Type
5/2-way valve with solenoid coil and plug socket (24 V DC)			
	Single solenoid, type C		
	M52-A	Pneumatic spring return, internal pilot air supply, direction of flow not reversible	8059147 VUVS-L30-M52-AD-G38-F8-1C1+G
	M52-M	Mechanical spring return, internal pilot air supply, direction of flow not reversible	8059148 VUVS-L30-M52-MD-G38-F8-1C1+G
	Double solenoid, type C		
	B52	Internal pilot air supply, direction of flow not reversible	8059149 VUVS-L30-B52-D-G38-F8-1C1+G
5/3-way valve without solenoid coil			
	Mid-position closed		
	P53C	Mechanical spring return, internal pilot air supply, direction of flow not reversible	575616 VUVS-L30-P53C-MD-G38-F8
		Mechanical spring return, external pilot air supply, direction of flow reversible	575617 VUVS-L30-P53C-MZD-G38-F8
	Mid-position exhausted		
	P53E	Mechanical spring return, internal pilot air supply, direction of flow not reversible	575630 VUVS-L30-P53E-MD-G38-F8
		Mechanical spring return, external pilot air supply, direction of flow reversible	575631 VUVS-L30-P53E-MZD-G38-F8
	Mid-position pressurised		
	P53U	Mechanical spring return, internal pilot air supply, direction of flow not reversible	575623 VUVS-L30-P53U-MD-G38-F8
	Mechanical spring return, external pilot air supply, direction of flow reversible	575624 VUVS-L30-P53U-MZD-G38-F8	




Solenoid valves VUVS-L, size 30



Accessories

Ordering data				
	Code	Valve function	Part No.	Type
5/3-way valve with solenoid coil (24 V DC)				
	Mid-position closed, type C			
	P53C	Mechanical spring return, external pilot air supply, direction of flow reversible	575619	VUVS-L30-P53C-MZD-G38-F8-1C1
	Mid-position exhausted, type C			
	P53E	Mechanical spring return, internal pilot air supply, direction of flow not reversible	575632	VUVS-L30-P53E-MD-G38-F8-1C1
		Mechanical spring return, external pilot air supply, direction of flow reversible	575633	VUVS-L30-P53E-MZD-G38-F8-1C1
	Mid-position pressurised, type C			
	P53U	Mechanical spring return, internal pilot air supply, direction of flow not reversible	575625	VUVS-L30-P53U-MD-G38-F8-1C1
		Mechanical spring return, external pilot air supply, direction of flow reversible	575626	VUVS-L30-P53U-MZD-G38-F8-1C1
	Mid-position closed, type B			
	P53C	Mechanical spring return, internal pilot air supply, direction of flow not reversible	575620	VUVS-L30-P53C-MD-G38-F8-1B2
		Mechanical spring return, external pilot air supply, direction of flow reversible	575621	VUVS-L30-P53C-MZD-G38-F8-1B2
	Mid-position exhausted, type B			
	P53E	Mechanical spring return, internal pilot air supply, direction of flow not reversible	575634	VUVS-L30-P53E-MD-G38-F8-1B2
		Mechanical spring return, external pilot air supply, direction of flow reversible	575635	VUVS-L30-P53E-MZD-G38-F8-1B2
Mid-position pressurised, type B				
P53U	Mechanical spring return, internal pilot air supply, direction of flow not reversible	575627	VUVS-L30-P53U-MD-G38-F8-1B2	
	Mechanical spring return, external pilot air supply, direction of flow reversible	575628	VUVS-L30-P53U-MZD-G38-F8-1B2	
5/3-way valve with solenoid coil and plug socket (24 V DC)				
	Mid-position closed, type C			
	P53C	Mechanical spring return, internal pilot air supply, direction of flow not reversible	8059150	VUVS-L30-P53C-MD-G38-F8-1C1+G

Solenoid valves VUVS-L, size 30

Accessories

Ordering data				
Description		Part No.	Type	
Solenoid coils for valves				
	Plug pattern type C, to DIN EN 175301-803	12 V DC	8030810	VACF-B-C1-5
		24 V DC	8030811	VACF-B-C1-1
		48 V DC	8030812	VACF-B-C1-7
		24 V AC/50-60 Hz	8030813	VACF-B-C1-1A
		48 V AC/50-60 Hz	8030814	VACF-B-C1-7A
		110/120 V AC/50-60 Hz	8030815	VACF-B-C1-16B
		230/240 V AC/50-60 Hz	8030817	VACF-B-C1-3W
	Plug pattern type B, industry standard	12 V DC	8030801	VACF-B-B2-5
		24 V DC	8030802	VACF-B-B2-1
		48 V DC	8030803	VACF-B-B2-7
		24 V AC/50-60 Hz	8030804	VACF-B-B2-1A
		48 V AC/50-60 Hz	8030805	VACF-B-B2-7A
		110/120 V AC/50-60 Hz	8030806	VACF-B-B2-16B
		230/240 V AC/50-60 Hz	8030808	VACF-B-B2-3W
	Plug pattern type A, to DIN EN 175301-803	12 V DC	8030821	VACF-A-A1-5
		24 V DC	8030822	VACF-A-A1-1
		48 V DC	8030823	VACF-A-A1-7
		24 V AC/50-60 Hz	8030824	VACF-A-A1-1A
		48 V AC/50-60 Hz	8030825	VACF-A-A1-7A
		110/120 V AC/50-60 Hz	8030826	VACF-A-A1-16B
		230/240 V AC/50-60 Hz	8030828	VACF-A-A1-3W
Seal set				
	For solenoid valves in order to guarantee protection class IP67		8034609	VAMC-B10-B-B-S8
			8034611	VAMC-B10-A-B-S8
Cover cap				
	For manual override, non-detenting or covered		8028240	VAMC-B10-20-CH2

Ordering data						
Description		Part No.	Type			
Plug socket						
	Plug pattern type C, to DIN EN 175301-803					
	3-pin, screw terminal	Cable fitting M12	0 ... 250 V AC/DC	IP65	539712	MSSD-EB-M12
		Cable fitting Pg7			★ 151687	MSSD-EB
	4-pin, insulation displacement connector	Cable fitting M14	0 ... 250 V AC/DC	IP67	192745	MSSD-EB-S-M14
	3-pin, angled socket	Cable fitting M12	0 ... 24 V DC	IP65	570367	MSSD-EB-M12-24VDC-SD-EX 
	Plug pattern type B, industry standard					
	3-pin, screw terminal	Cable fitting M16	0 ... 250 V AC/DC	IP65	539710	MSSD-F-M16
		Cable fitting Pg9			★ 34431	MSSD-F
	3-pin, insulation displacement connector	–	0 ... 250 V AC/DC	IP67	192746	MSSD-F-S-M16



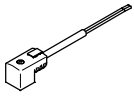

Festo core product range

- ★ Ready for dispatch from the Festo factory in 24 hours
- ☆ Ready for dispatch in 5 days maximum from stock

Solenoid valves VUVS-L, size 30

Accessories

FESTO

Ordering data							
Description				Part No.	Type		
Plug socket							
	Plug pattern type A, to DIN EN 175301-803						
	3-pin, angled socket	Cable fitting Pg7	0 ... 250 V AC/DC	IP65	34583	MSSDC	
	3-pin, angled socket	Cable fitting M16	0 ... 250 V AC/DC	IP65	539709	MSSD-C-M16	
	4-pin, angled socket	Cable connection insulation displacement connector	0 ... 250 V AC/DC	IP67	192748	SSD-C-S-M16	
Adapter							
	Socket type C, to EN 175301-803	Plug M12x1, 2-pin, A-coded	12 ... 24 V AC/DC	IP65	188024	MSSD-EB-M12-MONO	
Plug socket with cable							
	Plug pattern type C, to DIN EN 175301-803						
	Angled socket, 3-pin Cable, open end, 3-wire	24 V DC	LED	2.5 m	★ 151688	KMEB-1-24-2,5-LED	
				5 m	151689	KMEB-1-24-5-LED	
				10 m	193457	KMEB-1-24-10-LED	
		230 V AC	-	2.5 m	151690	KMEB-1-230AC-2,5	
				5 m	151691	KMEB-1-230AC-5	
	Plug pattern type B, industry standard						
	Angled socket, 3-pin Cable, open end, 3-wire	24 V DC	LED	2.5 m	★ 30935	KMF-1-24DC-2.5-LED	
				5 m	30937	KMF-1-24DC-5-LED	
				10 m	193458	KMF-1-24-10-LED	
		230 V AC	-	2.5 m	30936	KMF-1-230AC-2.5	
				5 m	30938	KMF-1-230AC-5	
	Plug pattern type A, to DIN EN 175301-803						
Angled socket, 3-pin Cable, open end, 3-wire	24 V DC	LED	2.5 m	30931	KMC-1-24DC-2.5-LED		
			5 m	30933	KMC-1-24DC-5-LED		
			10 m	193459	KMC-1-24-10-LED		
	230 V AC	-	2.5 m	30932	KMC-1-230AC-2.5		
			5 m	30934	KMC-1-230AC-5		
Illuminating seal							
	Plug pattern type C, to DIN EN 175301-803	24 V DC		151717	MEB-LD-12-24DC		
		230 V AC		151718	MEB-LD-230AC		
	Plug pattern type B, industry standard	24 V DC		19143	MF-LD-12-24DC		
		230 V AC		19144	MF-LD-230AC		




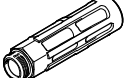

Festo core product range

★ Ready for dispatch from the Festo factory in 24 hours

☆ Ready for dispatch in 5 days maximum from stock

Solenoid valves VUVS-L, size 30

Accessories

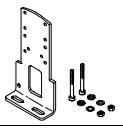
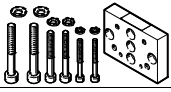
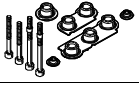

Ordering data					
	Description		Part No.	Type	PU ¹⁾
Push-in fitting with internal hex					
	Connecting thread G1/8 for tubing O.D.	4 mm	★ 186106	QS-G1/8-4-I	10
	Connecting thread G3/8 for tubing O.D.	6 mm	★ 186111	QS-G3/8-8-I	10
		8 mm	★ 186113	QS-G3/8-10-I	10
		10 mm	★ 186114	QS-G3/8-12-I	10
Angled push-in fitting with external hex					
	Connecting thread G3/8 for tubing O.D.	6 mm	★ 186121	QSL-G3/8-8	10
			★ 186123	QSL-G3/8-10	10
	8 mm	★ 186124	QSL-G3/8-12	10	
		132055	QSL-G3/8-8-50	50	
		132056	QSL-G3/8-10-20	20	
10 mm	132057	QSL-G3/8-12-20	20		
	Angled push-in fitting, long, with external hex				
	Connecting thread G3/8 for tubing O.D.	8 mm	186132	QSL-L-G3/8-8	10
		10 mm	186134	QSL-L-G3/8-10	10
		12 mm	186135	QSL-L-G3/8-12	10
Silencer					
	With connecting thread G, metal design	G3/8	★ 6843	U-3/8-B	1
	With connecting thread G, sintered design, long	G3/8	★ 1205862	AMTE-M-LH-G38	10

1) Packaging unit

Solenoid valves VUVS-L, size 30

Accessories



Ordering data				
	Description	Weight [g]	Part No.	Type
Foot mounting				
	With screw set for attaching the valve to the foot mounting	239	8026337	VAME-B10-30-A
Wall mounting				
	With screw set for attaching the valve to the wall mounting	53	576413	VAME-B10-20-W
Spare parts selection				
	Set comprising seals and screws	22	8035637	VAME-B10-30-MK
Inscription label				
	40 pieces in frame	-	565306	ASLR-C-E4

Solenoid valves VUVS/valve manifold VTUS

Order code – Manifold block

VABM	-	B10	-		-
Manifold assembly parts					
Manifold block		VABM			
Valve series					
VUVS		B10			
Valve width					
21 mm				20	
26.5 mm				25	
31 mm				30	
Version					
Common supply manifold					-
Compact manifold block					S
Standard manifold block					E
Extension module for standard manifold block					EEE

	-		-		-	
Assembly						
E						Common supply manifold for mounting on one side
-						Standard mounting
Port for valve function						
-						Manifold block for 5/2- and 5/3-way valves
P3						Manifold block for 3/2-way valves
P53						Common supply manifold
Number of valve positions						
2 ... 10						2 to 10
Pneumatic connections 1, 3, 5						
G38						G3/8
G14						G1/4
G12						G1/2
G34						G3/4

Solenoid valves VUVS/valve manifold VTUS

Technical data – Manifold block, size 20

Flow rate
Up to 700 l/min



General technical data								
For valve function	Manifold block standard		Extension module for standard manifold block		Manifold block compact		Common supply manifold	
	3/2	5/2, 5/3	3/2	5/2, 5/3	3/2	5/2, 5/3	on both sides	on one side
Grid dimension [mm]	22							
Type of mounting	With through-hole						With mounting bracket	
Max. number of valve positions	10	10	2	2	10		10	4
Port 1	G3/8	G3/8	G3/8	G3/8	G1/4	G1/4	G3/8	G3/8
Port 3	G3/8	G3/8	G3/8	G3/8	G1/4	G1/4	–	–
Port 5	–	G3/8	–	G3/8	–	G1/4	–	–
Port 12	G1/8	G1/8	G1/8	G1/8	–	–	–	–
Port 14	–	G1/8	–	G1/8	–	–	–	–
Corrosion resistance ¹⁾	2							

1) Corrosion resistance class CRC 2 to Festo standard FN 940070
Moderate corrosion stress. Indoor applications in which condensation may occur. External visible parts with primarily decorative requirements for the surface and which are in direct contact with the ambient atmosphere typical for industrial applications.

Weight [g]									
Valve positions	2	3	4	5	6	7	8	9	10
Manifold block for 3/2-way valves, standard									
VABM-B10-20E-G38-...-P3	449	574	699	825	950	1075	1200	1326	1451
Manifold block, extension module for 3/2-way valves, standard									
VABM-B10-20EEE-G38-2-P3	324	–	–	–	–	–	–	–	–
Manifold block for 5/2- and 5/3-way valves, standard									
VABM-B10-20E-G38-...	680	866	1053	1239	1425	1612	1798	1985	2171
Manifold block, extension module for 5/2- and 5/3-way valves, standard									
VABM-B10-20EEE-G38-2	492	–	–	–	–	–	–	–	–
Manifold block for 3/2-way valves, compact									
VABM-B10-20S-G14-...-P3	280	360	441	521	601	681	762	842	922
Manifold block for 5/2- and 5/3-way valves, compact									
VABM-B10-20S-G14-...	344	439	535	630	726	821	917	1012	1108
Common supply manifold for mounting on both sides									
VABM-B10-20-G38-...-P53	226	268	310	352	395	437	479	521	563
Common supply manifold for mounting on one side									
VABM-B10-20-G38-2-P53-E	240	282	324	–	–	–	–	–	–

Solenoid valves VUVS/valve manifold VTUS

Technical data – Manifold block, size 20

Information on materials	
Materials	Wrought aluminium alloy
Note on materials	RoHS compliant

Dimensions Download CAD data → www.festo.com

Manifold block for 3/2-way valves, standard

1 Ports 1 and 3: G3/8
 3 Port 12: G1/8
 4 Thread M5x15.5 for extension module
 6 Profile slot IPM-05 system 5

Type	B4	B5	B6	B7	B8	B9	B11	B14	B15	B16	B22
VABM-B10-20E-G38-...-P3	75.5	53	66.5	63	50	24	12.5	11.5	25	5.5	31.5

Type	D1 Ø	D2	D4	H3	H4	H5	H6	H7	H9	L3	L4	L5	L9	T1
VABM-B10-20E-G38-...-P3	4.5	M4x6.5	M5	37	23.5	8.5	18	5	32	6	25	22	9.5	15.5

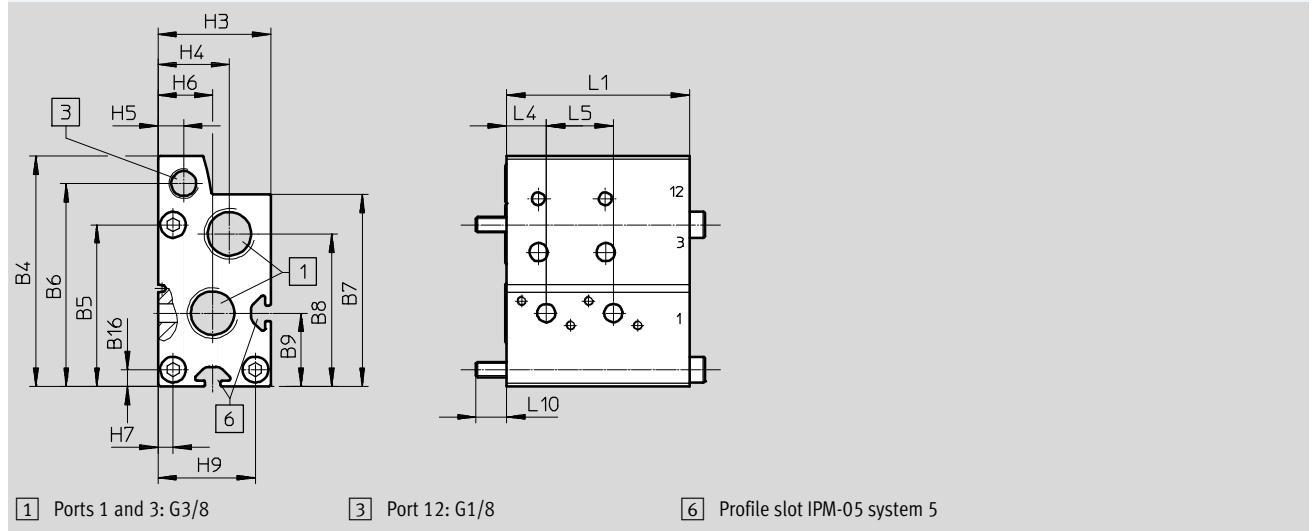
Valve positions	2	3	4	5	6	7	8	9	10
L1	72	94	116	138	160	182	204	226	248
L2	60	82	104	126	148	170	192	214	236

Solenoid valves VUVS/valve manifold VTUS

Technical data – Manifold block, size 20

Dimensions Download CAD data → www.festo.com

Manifold block, extension module for 3/2-way valves, standard



Type	B4	B7	B6	B7	B8	B9	B16	H3
VABM-B10-20EEE-G38-2-P3	75.5	53	66.5	63	50	24	5.5	37

Type	H4	H5	H6	H7	H9	L1	L4	L5	L10
VABM-B10-20EEE-G38-2-P3	23.5	8.5	18	5	32	60	25	22	10

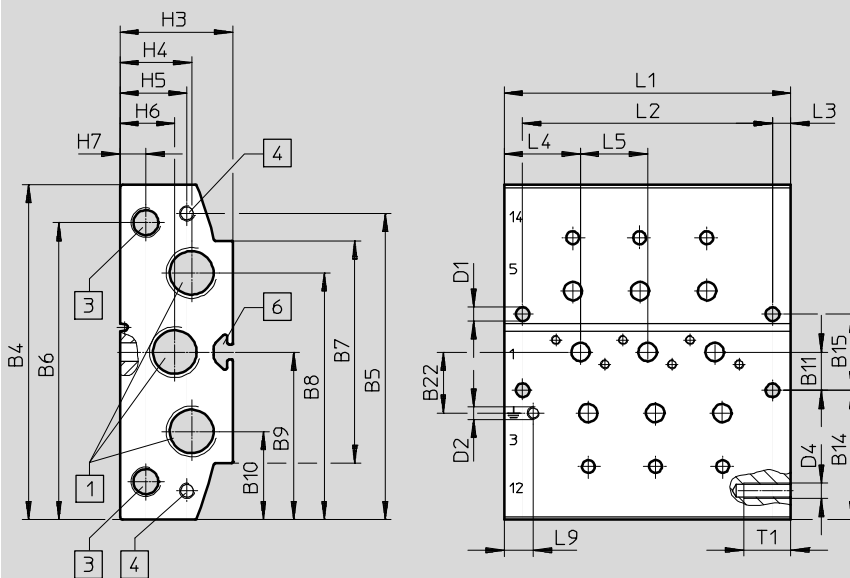
Solenoid valves VUVS/valve manifold VTUS

Technical data – Manifold block, size 20

Dimensions

Download CAD data → www.festo.com

Manifold block for 5/2- and 5/3-way valves, standard



1 Ports 1, 3 and 5: G3/8

3 Ports 12 and 14: G1/8

4 Thread M5x15.5 for extension module

6 Profile slot IPM-05 system 5

Type	B4	B5	B6	B7	B8	B9	B10	B11	B14	B15	B22
VABM-B10-20E-G38-...	110	100.5	97.5	73	81	55	29	12.5	42.5	25	20

Type	D1 Ø	D2	D4	H3	H4	H5	H6	H7	L3	L4	L5	L9	T1
VABM-B10-20E-G38-...	4.5	M4x6.5	M5	37	23.5	22	18	8.5	6	25	22	9.5	15.5

Valve positions	2	3	4	5	6	7	8	9	10
L1	72	94	116	138	160	182	204	226	248
L2	60	82	104	126	148	170	192	214	236

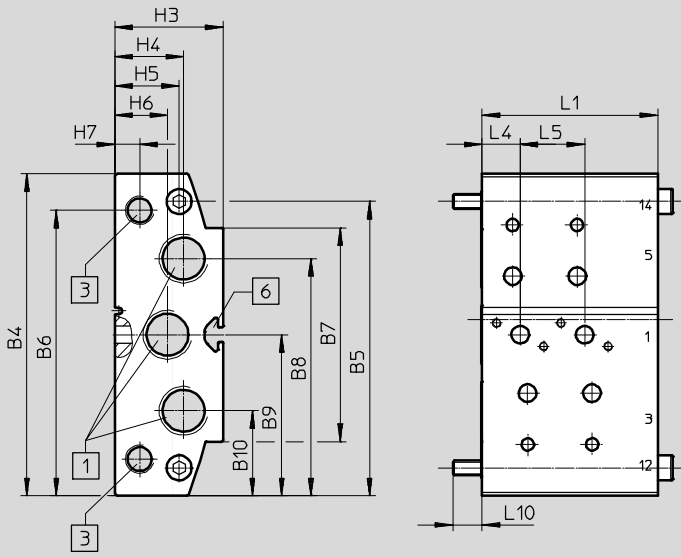
Solenoid valves VUVS/valve manifold VTUS

Technical data – Manifold block, size 20

Dimensions

Download CAD data → www.festo.com

Manifold block, extension module for 5/2- and 5/3-way valves, standard



- 1 Ports 1, 3 and 5: G3/8
- 3 Ports 12 and 14: G1/8
- 6 Profile slot IPM-05 system 5

Type	B4	B5	B6	B7	B8	B9	B10	H3
VABM-B10-20EEE-G38-2	110	100.5	97.5	73	81	55	29	37

Type	H4	H5	H6	H7	L1	L4	L5	L10
VABM-B10-20EEE-G38-2	23.5	22	18	8.5	60	13	22	10

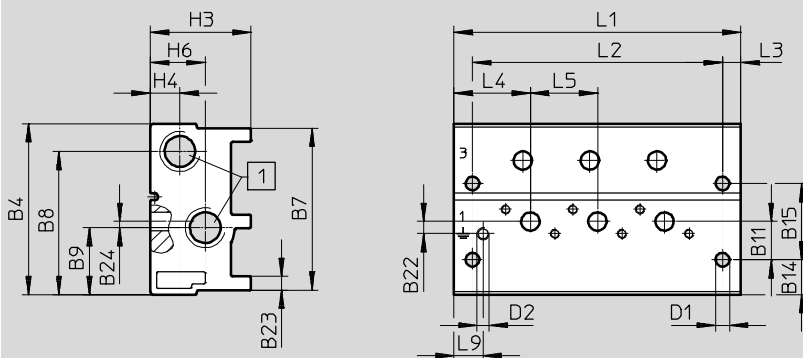
Solenoid valves VUVS/valve manifold VTUS

Technical data – Manifold block, size 20

Dimensions

Download CAD data → www.festo.com

Manifold block for 3/2-way valves, compact



1 Ports 1 and 3: G1/4

Type	B4	B7	B8	B9	B11	B14	B15	B22	B23	B24
VABM-B10-20S-G14-...-P3	56.1	53.1	47	22	12.5	11.5	25	4	4.5	2

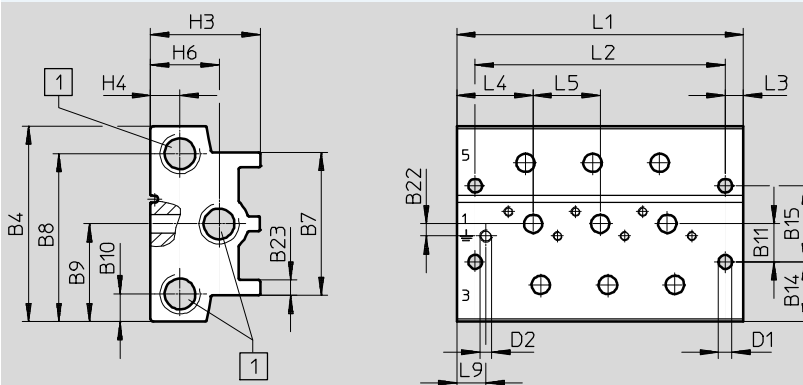
Type	D1 Ø	D2	H3	H4	H6	L3	L4	L5	L9
VABM-B10-20S-G14-...-P3	4.5	M4x6.5	33	9.7	18	6	25	22	9.5

Valve positions	2	3	4	5	6	7	8	9	10
L1	72	94	116	138	160	182	204	226	248
L2	60	82	104	126	148	170	192	214	236

Dimensions

Download CAD data → www.festo.com

Manifold block for 5/2- and 5/3-way valves, compact



1 Ports 1, 3 and 5: G1/4

Type	B4	B7	B8	B9	B10	B11	B14	B15	B22	B23
VABM-B10-20S-G14-...	64.2	47	55.1	32.1	9.1	12.5	19.6	25	4	5

Type	D1 Ø	D2	H3	H4	H6	L3	L4	L5	L9
VABM-B10-20S-G14-...	4.5	M4x6.5	36	9.7	22.5	6	25	22	9.5

Valve positions	2	3	4	5	6	7	8	9	10
L1	72	94	116	138	160	182	204	226	248
L2	60	82	104	126	148	170	192	214	236

Solenoid valves VUVS/valve manifold VTUS

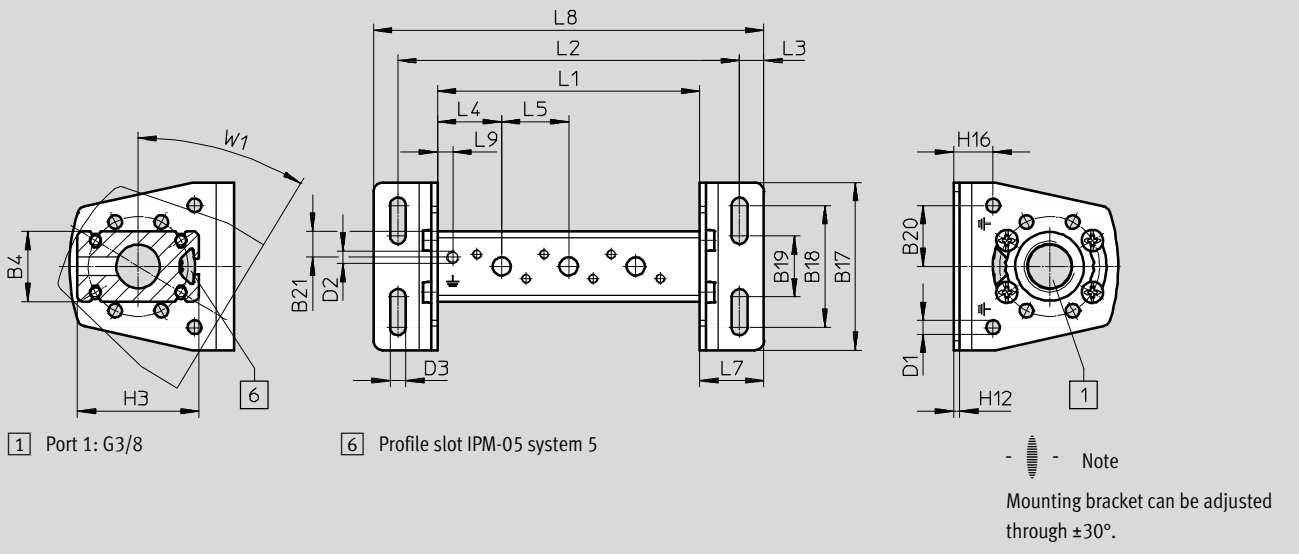
Technical data – Manifold block, size 20



Dimensions

Download CAD data → www.festo.com

Common supply manifold for mounting on both sides



Type	B4	B17	B18	B19	B20	B21	D1 \varnothing	D2	D3 \varnothing
VABM-B10-20-G38-...-P53	23	55	40	20	20	8.5	4.5	M4x6.5	5.2

Type	H3	H12	H16	L3	L4	L5	L7	L9	W1
VABM-B10-20-G38-...-P53	40	2	13	8	21	22	21	5	30°

Valve positions	2	3	4	5	6	7	8	9	10
L1	64	86	108	130	152	174	196	218	240
L2	90	112	134	156	178	200	222	244	266
L8	106	128	150	172	194	216	238	260	282

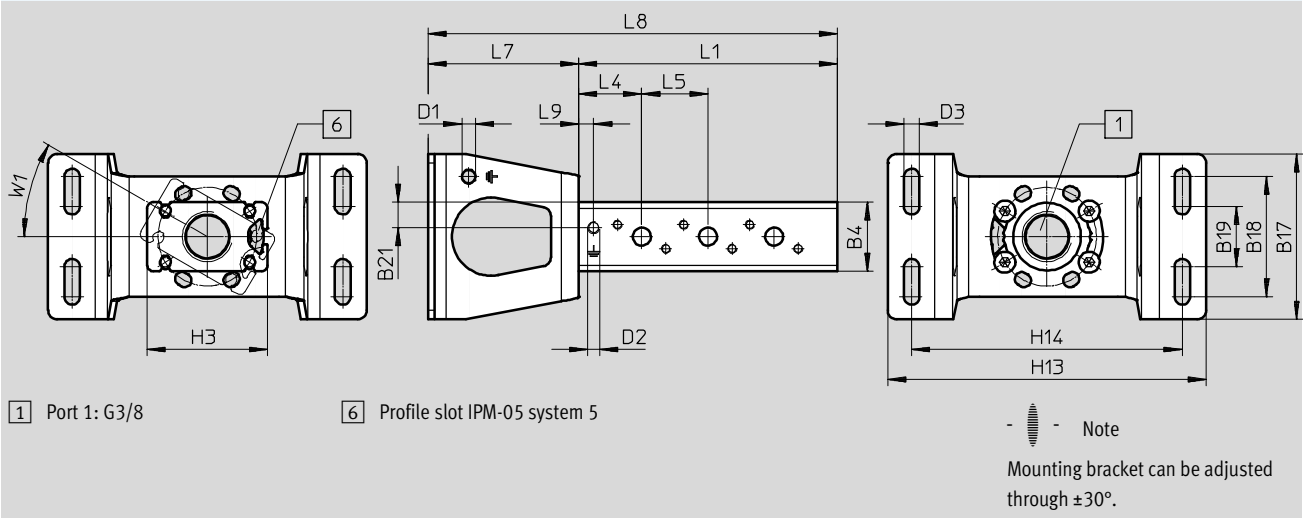
Solenoid valves VUVS/valve manifold VTUS

Technical data – Manifold block, size 20

Dimensions

Download CAD data → www.festo.com

Common supply manifold, mounting on one side



Type	B4	B17	B18	B19	B21	D1 Ø	D2	D3 Ø
VABM-B10-20-G38-2-P53-E	23	55	40	20	8.5	4.5	M4x6.5	5.2

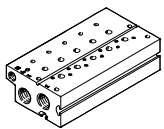

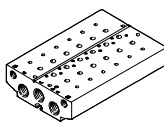



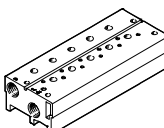

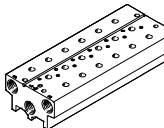

Type	H3	H13	H14	L4	L5	L7	L9	W1
VABM-B10-20-G38-2-P53-E	40	106	90	21	22	50	5	30°

Valve positions	2	3	4
L1	64	86	108
L8	114	136	158

Solenoid valves VUVS/valve manifold VTUS

FESTO

Ordering data – Manifold block, size 20

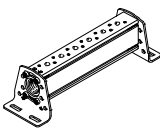
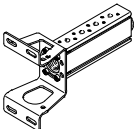
Ordering data – Manifold block				
	Description	Valve positions	Part No.	Type
Standard manifold block				
	For 3/2-way valves, incl. seals and screws for valve assembly -  - Note • Blanking plugs for sealing the supply ports (1, 3 and 14) at one end are included in the scope of delivery. • Standard manifold block is not permitted for solenoid valves VUVS-LK.	2	576441	VABM-B10-20E-G38-2-P3
		3	576442	VABM-B10-20E-G38-3-P3
		4	576443	VABM-B10-20E-G38-4-P3
		5	576444	VABM-B10-20E-G38-5-P3
		6	576445	VABM-B10-20E-G38-6-P3
		7	576446	VABM-B10-20E-G38-7-P3
		8	576447	VABM-B10-20E-G38-8-P3
		9	576448	VABM-B10-20E-G38-9-P3
		10	576449	VABM-B10-20E-G38-10-P3
			For 5/2- and 5/3-way valves, incl. seals and screws for valve assembly -  - Note • Blanking plugs for sealing the supply ports (1, 3, 5, 12 and 14) at one end are included in the scope of delivery. • Standard manifold block is not permitted for solenoid valves VUVS-LK.	2
3	576340			VABM-B10-20E-G38-3
4	576341			VABM-B10-20E-G38-4
5	576342			VABM-B10-20E-G38-5
6	576343			VABM-B10-20E-G38-6
7	576344			VABM-B10-20E-G38-7
8	576345			VABM-B10-20E-G38-8
9	576346			VABM-B10-20E-G38-9
10	576347			VABM-B10-20E-G38-10
Extension module for standard manifold block				
	For 3/2-way valves, incl. seals and screws for valve assembly	2	576490	VABM-B10-20EEE-G38-2-P3
	For 5/2- and 5/3-way valves, incl. seals and screws for valve assembly	2	576489	VABM-B10-20EEE-G38-2
Compact manifold block				
	For 3/2-way valves, incl. seals and screws for valve assembly -  - Note Blanking plugs for sealing the supply ports (1, 3 and 14) at one end are included in the scope of delivery.	2	★ 576465	VABM-B10-20S-G14-2-P3
		3	576466	VABM-B10-20S-G14-3-P3
		4	★ 576467	VABM-B10-20S-G14-4-P3
		5	576468	VABM-B10-20S-G14-5-P3
		6	★ 576469	VABM-B10-20S-G14-6-P3
		7	576470	VABM-B10-20S-G14-7-P3
		8	★ 576471	VABM-B10-20S-G14-8-P3
		9	576472	VABM-B10-20S-G14-9-P3
		10	★ 576473	VABM-B10-20S-G14-10-P3
			For 5/2- and 5/3-way valves, incl. seals and screws for valve assembly -  - Note Blanking plugs for sealing the supply ports (1, 3, 5, 12 and 14) at one end are included in the scope of delivery.	2
3	576418			VABM-B10-20S-G14-3
4	★ 576419			VABM-B10-20S-G14-4
5	576420			VABM-B10-20S-G14-5
6	★ 576421			VABM-B10-20S-G14-6
7	576422			VABM-B10-20S-G14-7
8	★ 576423			VABM-B10-20S-G14-8
9	576424			VABM-B10-20S-G14-9
10	★ 576425			VABM-B10-20S-G14-10

Festo core product range

- ★ Ready for dispatch from the Festo factory in 24 hours
- ☆ Ready for dispatch in 5 days maximum from stock

Solenoid valves VUVS/valve manifold VTUS

Ordering data – Manifold block, size 20

Ordering data				
	Description	Valve positions	Part No.	Type
Common supply manifold				
	For mounting on both sides, incl. seals and screws for valve assembly	2	★ 576363	VABM-B10-20-G38-2-P53
		3	576364	VABM-B10-20-G38-3-P53
		4	★ 576365	VABM-B10-20-G38-4-P53
		5	576366	VABM-B10-20-G38-5-P53
		6	★ 576367	VABM-B10-20-G38-6-P53
		7	576368	VABM-B10-20-G38-7-P53
		8	★ 576369	VABM-B10-20-G38-8-P53
		9	576370	VABM-B10-20-G38-9-P53
		10	★ 576371	VABM-B10-20-G38-10-P53
			For mounting on one side, incl. seals and screws for valve assembly	2
3	576415			VABM-B10-20-G38-3-P53-E
4	576416			VABM-B10-20-G38-4-P53-E



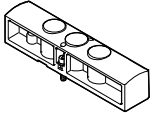
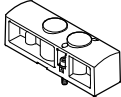

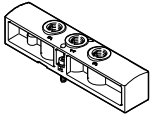
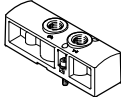

- Note

Blanking plug for sealing the supply port (1) at one end included in the scope of delivery.

Solenoid valves VUVS/valve manifold VTUS

FESTO

Ordering data – Manifold block, size 20

Ordering data				
	Description	Weight [g]	Part No.	Type
Blanking plate				
	For valve position on manifold block for 5/2-, 5/3-way valves	78	★ 576410	VABB-B10-20-E
	For valve position on manifold block for 3/2-way valves	56	★ 576411	VABB-B10-20-E-P3
	For valve position on common supply manifold	13	★ 576409	VABB-B10-20-A
Supply plate				
	For valve position on manifold block for 5/2-, 5/3-way valves	78	576492	VABF-B10-20-P1A4-G18
	For valve position on manifold block for 3/2-way valves	56	576493	VABF-B10-20-P1A4-G18-P3
Supply plate				
	For valve position on common supply manifold	13	576491	VABF-B10-20-P1-G18





Festo core product range

- ★ Ready for dispatch from the Festo factory in 24 hours
- ☆ Ready for dispatch in 5 days maximum from stock

Solenoid valves VUVS/valve manifold VTUS

FESTO

Ordering data – Manifold block, size 20

Ordering data					
	Description	Part No.	Type	PU ¹⁾	
Push-in fitting with external hex					
	Connecting thread M5 for tubing O.D.	12 mm	★ 186350	QS-G1/4-12	10
	Connecting thread G3/8 for tubing O.D.	16 mm	★ 186347	QS-G3/8-16	1
Push-in fitting with internal hex socket					
	Connecting thread M5 for tubing O.D.	4 mm	★ 153315	QSM-M5-4-I	10
	Connecting thread G1/8 for tubing O.D.	4 mm	★ 186106	QS-G1/8-4-I	10
			133008	QS-G1/8-4-I-100	100
		6 mm	★ 186107	QS-G1/8-6-I	10
			133009	QS-G1/8-6-I-100	100
		8 mm	★ 186109	QS-G1/8-8-I	10
			133010	QS-G1/8-8-I-100	100
	Connecting thread G1/4 for tubing O.D.	8 mm	★ 186110	QS-G1/4-8-I	10
		10 mm	★ 186112	QS-G1/4-10-I	10
	Connecting thread G3/8 for tubing O.D.	8 mm	★ 186111	QS-G3/8-8-I	10
		10 mm	★ 186113	QS-G3/8-10-I	10
		12 mm	★ 186114	QS-G3/8-12-I	10
Angled push-in fitting with external hex					
	Connecting thread G1/8 for tubing O.D.	4 mm	★ 186116	QSL-G1/8-4	10
			132048	QSL-G1/8-4-100	100
		6 mm	★ 186117	QSL-G1/8-6	10
			132049	QSL-G1/8-6-100	100
		8 mm	★ 186119	QSL-G1/8-8	10
			132050	QSL-G1/8-8-50	50
	Connecting thread G1/4 for tubing O.D.	8 mm	★ 186120	QSL-G1/4-8	10
			132052	QSL-G1/4-8-50	50
		10 mm	★ 186122	QSL-G1/4-10	10
			132053	QSL-G1/4-10-50	50
		12 mm	★ 186351	QSL-G1/4-12	10
			132054	QSL-G1/4-12-20	20
	Connecting thread G3/8 for tubing O.D.	8 mm	★ 186121	QSL-G3/8-8	10
			132055	QSL-G3/8-8-50	50
		10 mm	★ 186123	QSL-G3/8-10	10
			132056	QSL-G3/8-10-20	20
12 mm		★ 186124	QSL-G3/8-12	10	
		132057	QSL-G3/8-12-20	20	
16 mm	★ 186348	QSL-G3/8-16	1		
Angled push-in fitting, long, with external hex					
	Connecting thread G1/8 for tubing O.D.	4 mm	186127	QSL-G1/8-4	10
			133015	QSL-G1/8-4-100	100
		6 mm	186128	QSL-G1/8-6	10
			133016	QSL-G1/8-6-100	100
		8 mm	186130	QSL-G1/8-8	10
			133017	QSL-G1/8-8-100	100








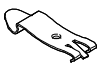
1) Packaging unit

Festo core product range

- ★ Ready for dispatch from the Festo factory in 24 hours
- ☆ Ready for dispatch in 5 days maximum from stock

Solenoid valves VUVS/valve manifold VTUS


Ordering data – Manifold block, size 20

Ordering data					
	Description	Part No.	Type	PU ¹⁾	
Silencer					
	With connecting thread G, polymer design	G1/8	★ 2307	U-1/8	1
			534222	U-1/8-50	50
	G1/4	★ 2316	U-1/4	1	
		534223	U-1/4-20	20	
	With connecting thread G, metal design	G3/8	★ 6843	U-3/8-B	1
	With connecting thread G, sintered design, long	G1/4	★ 1205861	AMTE-M-LH-G14	 20
		G3/8	★ 1205862	AMTE-M-LH-G38	 10
Blanking plug					
	With connecting thread	G1/8	★ 3568	B-1/8	10
			534213	B-1/8-100	100
		G1/4	★ 3569	B-1/4	10
			534214	B-1/4-50	50
		G3/8	★ 3570	B-3/8	10
			534215	B-3/8-20	20
Separator					
	For creating pressure zones	G1/8	569995	VABD-8-B	1
		G1/4	569996	VABD-10-B	1
		G3/8	574483	VABD-14-B	1
H-rail mounting					
	For mounting the valve manifold on standard H-rail TH 35-7,5 or TH 35-15, to EN 60715		★ 569998	VAME-T-M4	2

1) Packaging unit

Solenoid valves VUVS/valve manifold VTUS

Technical data – Manifold block, size 25

 Flow rate
Up to 1300 l/min



General technical data								
Valve function	Manifold block standard		Extension module for standard manifold block		Manifold block compact		Common supply manifold	
	3/2	5/2, 5/3	3/2	5/2, 5/3	3/2	5/2, 5/3	on both sides	on one side
Grid dimension [mm]	27.5							
Type of mounting	With through-hole						With mounting bracket	
Max. number of valve positions	10	10	2	2	10		10	4
Port 1	G1/2	G1/2	G1/2	G1/2	G3/8	G3/8	G1/2	G1/2
Port 3	G1/2	G1/2	G1/2	G1/2	G3/8	G3/8	–	–
Port 5	–	G1/2	–	G1/2	–	G3/8	–	–
Port 12	G1/8	G1/8	G1/8	G1/8	–	–	–	–
Port 14	–	G1/8	–	G1/8	–	–	–	–
Corrosion resistance ¹⁾	2							

1) Corrosion resistance class CRC 2 to Festo standard FN 940070
Moderate corrosion stress. Indoor applications in which condensation may occur. External visible parts with primarily decorative requirements for the surface and which are in direct contact with the ambient atmosphere typical for industrial applications.

Weight [g]									
Valve positions	2	3	4	5	6	7	8	9	10
Manifold block for 3/2-way valves, standard									
VABM-B10-25E-G12-...-P3	726	960	1194	1428	1662	1896	2130	2364	2598
Manifold block, extension module for 3/2-way valves, standard									
VABM-B10-25EEE-G12-2-P3	340	–	–	–	–	–	–	–	–
Manifold block for 5/2- and 5/3-way valves, standard									
VABM-B10-25E-G12-...	927	1224	1521	1818	2115	2412	2709	3006	3303
Manifold block, extension module for 5/2- and 5/3-way valves, standard									
VABM-B10-25EEE-G12-2	258	–	–	–	–	–	–	–	–
Manifold block for 3/2-way valves, compact									
VABM-B10-25S-G38-...-P3	369	488	607	726	845	964	1083	1202	1321
Manifold block for 5/2- and 5/3-way valves, compact									
VABM-B10-25S-G38-...	438	579	720	861	1002	1143	1284	1425	1566
Common supply manifold for mounting on both sides									
VABM-B10-25-G38-...-P53	258	340	422	504	586	668	750	832	914
Common supply manifold for mounting on one side									
VABM-B10-25-G38-2-P53-E	258	340	422	–	–	–	–	–	–

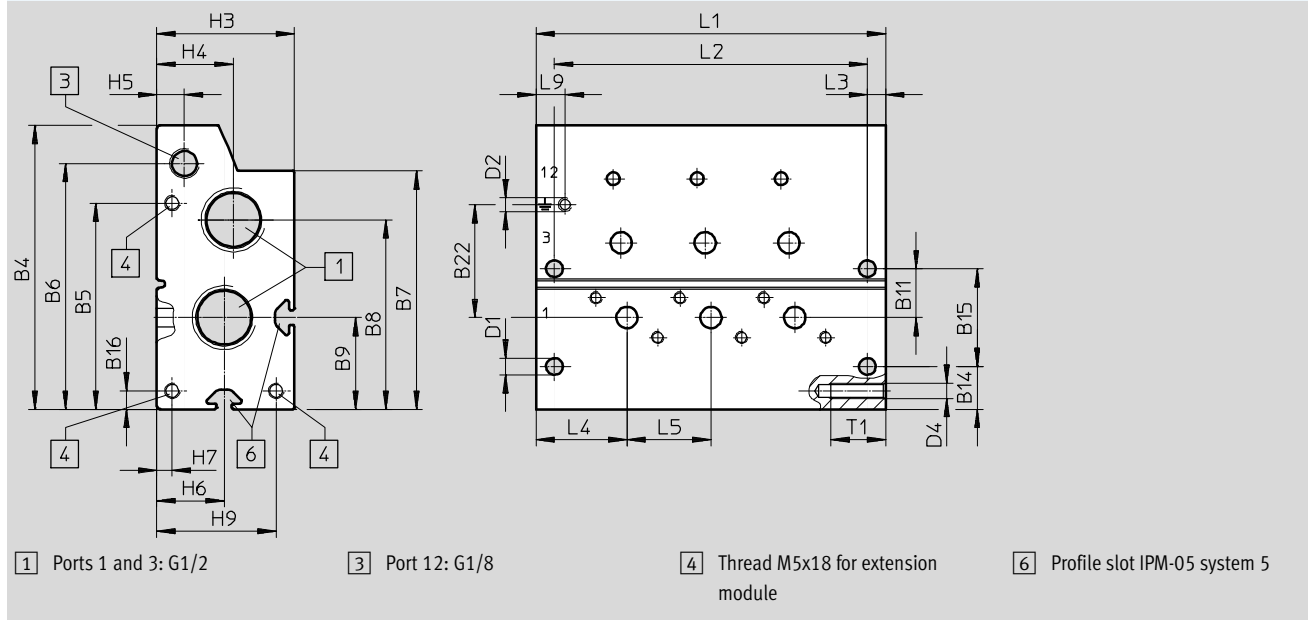
Solenoid valves VUVS/valve manifold VTUS

Technical data – Manifold block, size 25

Information on materials	
Materials	Wrought aluminium alloy
Note on materials	RoHS compliant

Dimensions Download CAD data → www.festo.com

Manifold block for 3/2-way valves, standard



Type	B4	B5	B6	B7	B8	B9	B11	B14	B15	B16	B22
VABM-B10-25E-G12-...-P3	93	67.5	80.5	78	62	30	16	14	32	6	37

Type	D1 Ø	D2	D4	H3	H4	H5	H6	H7	H9	L3	L4	L5	L9	T1
VABM-B10-25E-G12-...-P3	5.5	M4x9	M5	45	25	9	22	5	39	6	29.8	27.5	9.5	18

Valve positions	2	3	4	5	6	7	8	9	10
L1	87	114.5	142	169.5	197	224.5	252	279.5	307
L2	75	102.5	130	157.5	185	212.5	240	267.5	295

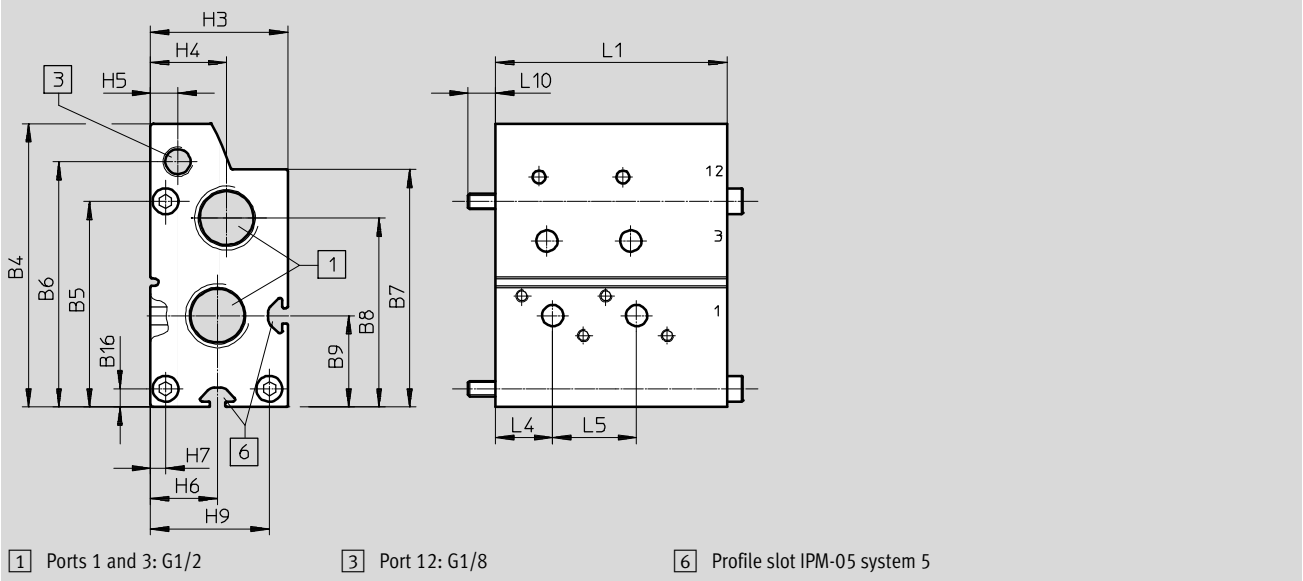
Solenoid valves VUVS/valve manifold VTUS

Technical data – Manifold block, size 25

Dimensions

Download CAD data → www.festo.com

Manifold block, extension module for 3/2-way valves, standard



Type	B4	B5	B6	B7	B8	B9	B16	H3
VABM-B10-25EEE-G12-2-P3	93	67.5	80.5	78	62	30	6	45

Type	H4	H5	H6	H7	H9	L4	L5	L10	L1
VABM-B10-25EEE-G12-2-P3	25	9	22	5	39	18.8	27.5	9	76

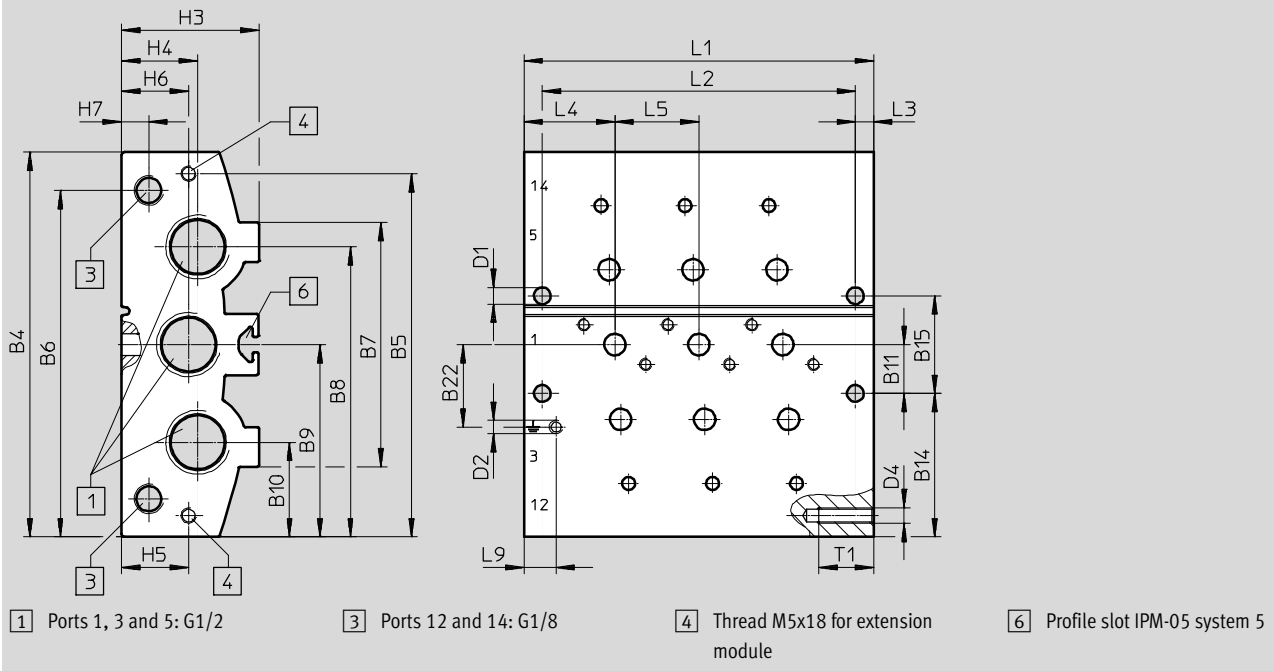
Solenoid valves VUVS/valve manifold VTUS

Technical data – Manifold block, size 25

Dimensions

Download CAD data → www.festo.com

Manifold block for 5/2- and 5/3-way valves, standard



Type	B4	B5	B6	B7	B8	B9	B10	B11	B14	B15	B22
VABM-B10-25E-G12-...	126	119	113.5	80	95	63	31	16	47	32	27

Type	D1 Ø	D2	D4	H3	H4	H5	H6	H7	L3	L4	L5	L9	T1
VABM-B10-25E-G12-...	5.5	M4x9	M5	45	25	22	22	9	6	29.8	27.5	10.5	18

Valve positions	2	3	4	5	6	7	8	9	10
L1	87	114.5	142	169.5	197	224.5	252	279.5	307
L2	75	102.5	130	157.5	185	212.5	240	267.5	295

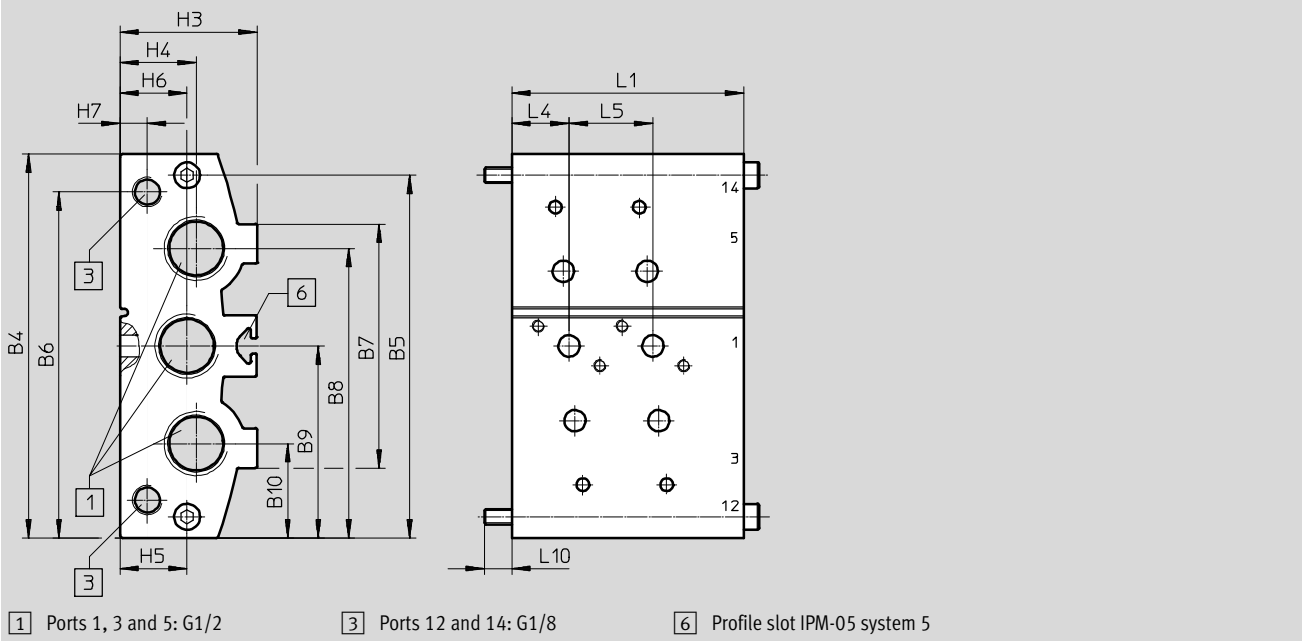
Solenoid valves VUVS/valve manifold VTUS

Technical data – Manifold block, size 25

Dimensions

Download CAD data → www.festo.com

Manifold block, extension module for 5/2- and 5/3-way valves, standard



Type	B4	B5	B6	B7	B8	B9	B10	H3
VABM-B10-25EEE-G12-2	110	100.5	97.5	73	81	55	29	37

Type	H4	H5	H6	H7	L1	L4	L5	L10
VABM-B10-25EEE-G12-2	23.5	22	18	8.5	60	13	22	10

Solenoid valves VUVS/valve manifold VTUS

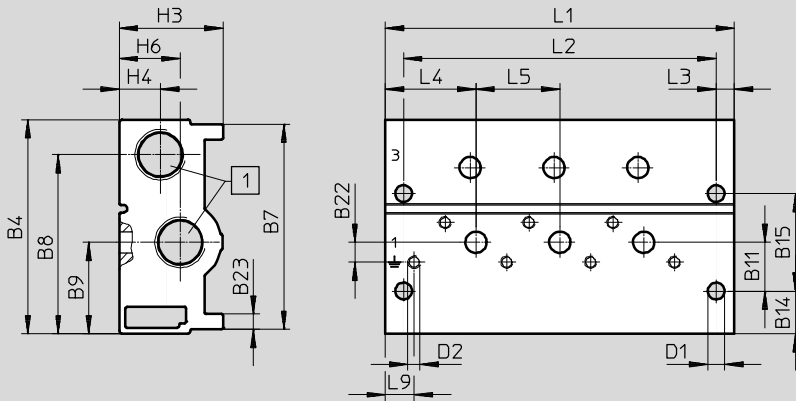
Technical data – Manifold block, size 25



Dimensions

Download CAD data → www.festo.com

Manifold block for 3/2-way valves, compact



1 Ports 1 and 3: G3/8

Type	B4	B7	B8	B9	B11	B14	B15	B22	B23
VABM-B10-25S-G38-...-P3	70.3	67.3	58.8	30	16	14	32	6.5	5

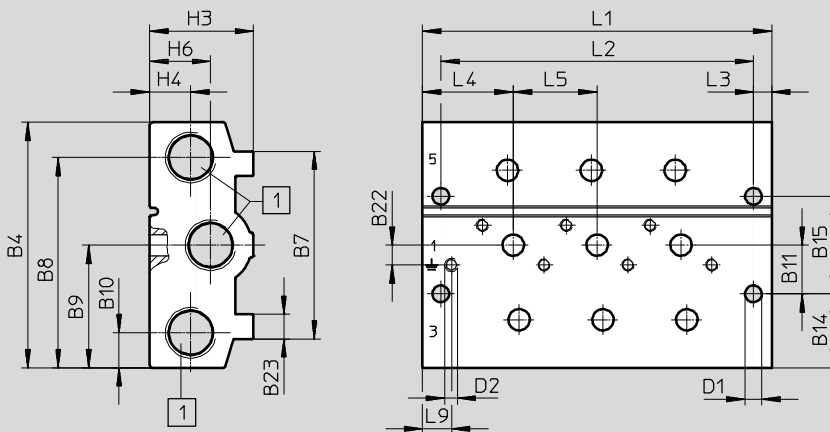
Type	D1 Ø	D2	H3	H4	H6	L3	L4	L5	L9
VABM-B10-25S-G38-...-P3	5.5	M4x9	34	13.5	20	6	29.8	27.5	9.5

Valve positions	2	3	4	5	6	7	8	9	10
L1	87	114.5	142	169.5	197	224.5	252	279.5	307
L2	75	102.5	130	157.5	185	212.5	240	267.5	295

Dimensions

Download CAD data → www.festo.com

Manifold block for 5/2- and 5/3-way valves, compact



1 Ports 1, 3 and 5: G3/8

Type	B4	B7	B8	B9	B10	B11	B14	B15	B22	B23
VABM-B10-25S-G38-...	80.5	61.5	69	40.3	11.5	16	24.3	32	6.5	8

Type	D1 Ø	D2	H3	H4	H6	L3	L4	L5	L9
VABM-B10-25S-G38-...	5.5	M4x9	34	13.5	20	6	29.8	27.5	9.5

Valve positions	2	3	4	5	6	7	8	9	10
L1	87	114.5	142	169.5	197	224.5	252	279.5	307
L2	75	102.5	130	157.5	185	212.5	240	267.5	295

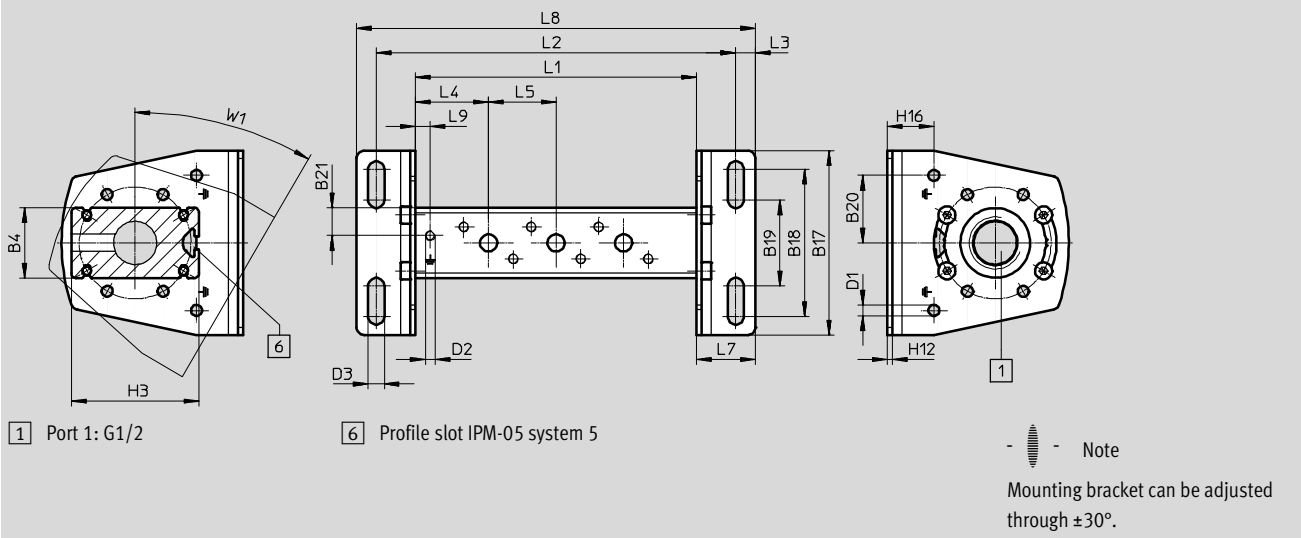
Solenoid valves VUVS/valve manifold VTUS

Technical data – Manifold block, size 25

Dimensions

Download CAD data → www.festo.com

Common supply manifold for mounting on both sides



Type	B4	B17	B18	B19	B20	B21	D1 Ø	D2	D3 Ø
VABM-B10-25-G12-...-P53	28.7	75	60	35	27.5	11.4	4.5	M4x9	6.6

Type	H3	H12	H16	L3	L4	L5	L7	L9	W1
VABM-B10-25-G12-...-P53	52	2	19	8	29.8	27.5	24	6	30°

Valve positions	2	3	4	5	6	7	8	9	10
L1	87	114.5	142	169.5	197	224.5	252	279.5	307
L2	119	146.5	174	201.5	229	256.5	284	311.5	339
L8	135	162.5	190	217.5	245	272.5	300	327.5	355

Solenoid valves VUVS/valve manifold VTUS

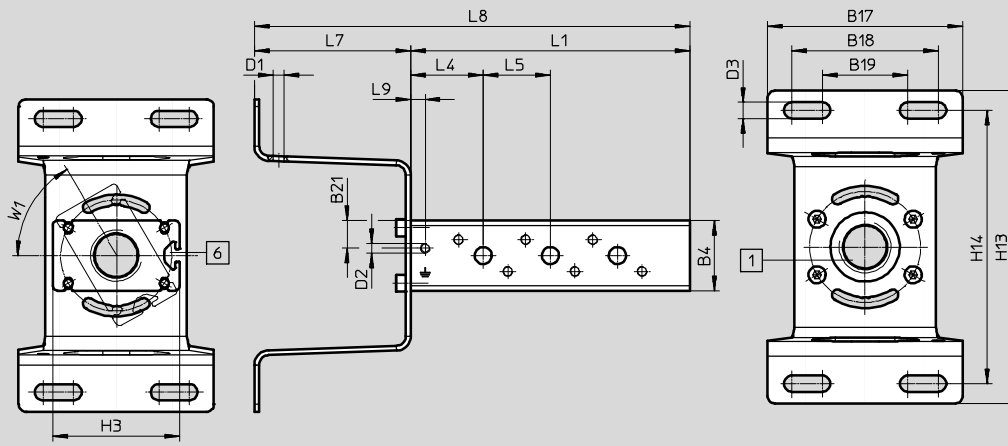
Technical data – Manifold block, size 25



Dimensions

Download CAD data → www.festo.com

Common supply manifold, mounting on one side



1 Port 1: G1/2

6 Profile slot IPM-05 system 5

- - Note

Mounting bracket can be adjusted through $\pm 30^\circ$.

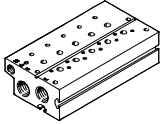

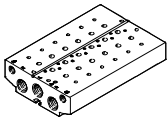



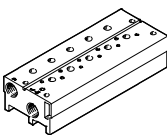

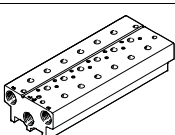

Type	B4	B17	B18	B19	B21	D1 \varnothing	D2	D3 \varnothing
VABM-B10-25-G12-...-P53-E	28.7	80	60	35	11.4	4.5	M4x9	6.6

Type	H3	H13	H14	L4	L5	L7	L9	W1
VABM-B10-25-G12-...-P53-E	52	128	112	29.8	27.5	64	6	30°

Valve positions	2	3	4
L1	87	114.5	142
L8	151	178.5	206

Solenoid valves VUUS/valve manifold VTUS

Ordering data – Manifold block, size 25

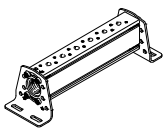
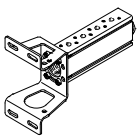
Ordering data – Manifold block				
	Description	Valve positions	Part No.	Type
Standard manifold block				
	For 3/2-way valves, incl. seals and screws for valve assembly -  - Note • Blanking plugs for sealing the supply ports (1, 3 and 14) at one end are included in the scope of delivery. • Standard manifold block is not permitted for solenoid valves VUUS-LK.	2	8026279	VABM-B10-25E-G12-2-P3
		3	8026280	VABM-B10-25E-G12-3-P3
		4	8026281	VABM-B10-25E-G12-4-P3
		5	8026282	VABM-B10-25E-G12-5-P3
		6	8026283	VABM-B10-25E-G12-6-P3
		7	8026284	VABM-B10-25E-G12-7-P3
		8	8026285	VABM-B10-25E-G12-8-P3
		9	8026286	VABM-B10-25E-G12-9-P3
		10	8026287	VABM-B10-25E-G12-10-P3
			For 5/2- and 5/3-way valves, incl. seals and screws for valve assembly -  - Note • Blanking plugs for sealing the supply ports (1, 3, 5, 12 and 14) at one end are included in the scope of delivery. • Standard manifold block is not permitted for solenoid valves VUUS-LK.	2
3	8026244			VABM-B10-25E-G12-3
4	8026245			VABM-B10-25E-G12-4
5	8026246			VABM-B10-25E-G12-5
6	8026247			VABM-B10-25E-G12-6
7	8026248			VABM-B10-25E-G12-7
8	8026249			VABM-B10-25E-G12-8
9	802625			VABM-B10-25E-G12-9
10	8026251			VABM-B10-25E-G12-10
Extension module for standard manifold block				
	For 3/2-way valves, incl. seals and screws for valve assembly	2	8026316	VABM-B10-25EEE-G12-2-P3
	For 5/2- and 5/3-way valves, incl. seals and screws for valve assembly	2	8026315	VABM-B10-25EEE-G12-2
Compact manifold block				
	For 3/2-way valves, incl. seals and screws for valve assembly -  - Note Blanking plugs for sealing the supply ports (1, 3 and 14) at one end are included in the scope of delivery.	2	★ 8026297	VABM-B10-25S-G38-2-P3
		3	8026298	VABM-B10-25S-G38-3-P3
		4	★ 8026299	VABM-B10-25S-G38-4-P3
		5	8026300	VABM-B10-25S-G38-5-P3
		6	★ 8026301	VABM-B10-25S-G38-6-P3
		7	8026302	VABM-B10-25S-G38-7-P3
		8	★ 8026303	VABM-B10-25S-G38-8-P3
		9	8026304	VABM-B10-25S-G38-9-P3
		10	★ 8026305	VABM-B10-25S-G38-10-P3
			For 5/2- and 5/3-way valves, incl. seals and screws for valve assembly -  - Note Blanking plugs for sealing the supply ports (1, 3, 5, 12 and 14) at one end are included in the scope of delivery.	2
3	8026262			VABM-B10-25S-G38-3
4	★ 8026263			VABM-B10-25S-G38-4
5	8026264			VABM-B10-25S-G38-5
6	★ 8026265			VABM-B10-25S-G38-6
7	8026266			VABM-B10-25S-G38-7
8	★ 8026267			VABM-B10-25S-G38-8
9	8026268			VABM-B10-25S-G38-9
10	★ 8026269			VABM-B10-25S-G38-10

Festo core product range

- ★ Ready for dispatch from the Festo factory in 24 hours
- ☆ Ready for dispatch in 5 days maximum from stock

Solenoid valves VUVS/valve manifold VTUS

Ordering data – Manifold block, size 25

Ordering data				
	Description	Valve positions	Part No.	Type
Common supply manifold				
	For mounting on both sides, incl. seals and screws for valve assembly	2	★ 8026219	VABM-B10-25-G12-2-P53
		3	8026220	VABM-B10-25-G12-3-P53
		4	★ 8026221	VABM-B10-25-G12-4-P53
		5	8026222	VABM-B10-25-G12-5-P53
		6	★ 8026223	VABM-B10-25-G12-6-P53
		7	8026224	VABM-B10-25-G12-7-P53
		8	★ 8026225	VABM-B10-25-G12-8-P53
		9	8026226	VABM-B10-25-G12-9-P53
		10	★ 8026227	VABM-B10-25-G12-10-P53
			For mounting on one side, incl. seals and screws for valve assembly	2
3	8026238			VABM-B10-25-G12-3-P53-E
4	8026239			VABM-B10-25-G12-4-P53-E

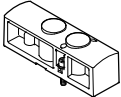
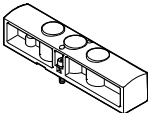

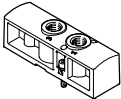
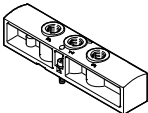

-  - Note

Blanking plug for sealing the supply port (1) at one end included in the scope of delivery.

Solenoid valves VUVS/valve manifold VTUS

FESTO

Ordering data – Manifold block, size 25

Ordering data				
	Description	Weight [g]	Part No.	Type
Blanking plate				
	For valve position on manifold block for 3/2-way valves	84	★ 8026210	VABB-B10-25-E-P3
	For valve position on manifold block for 5/2-, 5/3-way valves	117	★ 8026209	VABB-B10-25-E
	For valve position on common supply manifold	28	★ 8026208	VABB-B10-25-A
Supply plate				
	For valve position on manifold block for 3/2-way valves	80	8026319	VABF-B10-25-P1A4-G14-P3
	For valve position on manifold block for 5/2-, 5/3-way valves	110	8026318	VABF-B10-25-P1A4-G14
Supply plate				
	For valve position on common supply manifold	26	8026317	VABF-B10-25-P1-G14





Festo core product range

- ★ Ready for dispatch from the Festo factory in 24 hours
- ☆ Ready for dispatch in 5 days maximum from stock

Solenoid valves VUVS/valve manifold VTUS

FESTO

Ordering data – Manifold block, size 25

Ordering data					
	Description		Part No.	Type	PU ¹⁾
Push-in fitting with external hex					
	Connecting thread G3/8 for tubing O.D.	16 mm	★ 186347	QS-G3/8-16	1
	Connecting thread G1/2 for tubing O.D.	16 mm	★ 186105	QS-G1/2-16	1
			132047	QS-G1/2-16-20	20
Push-in fitting with internal hex socket					
	Connecting thread M5 for tubing O.D.	4 mm	★ 153315	QSM-M5-4-I	10
	Connecting thread G1/8 for tubing O.D.	6 mm	★ 186107	QS-G1/8-6-I	10
			133009	QS-G1/8-6-I-100	100
			★ 186108	QS-G1/4-6-I	10
	Connecting thread G1/4 for tubing O.D.	6 mm	★ 186110	QS-G1/4-8-I	10
		8 mm	★ 186112	QS-G1/4-10-I	10
		10 mm	★ 186111	QS-G3/8-8-I	10
	Connecting thread G3/8 for tubing O.D.	8 mm	★ 186113	QS-G3/8-10-I	10
		10 mm	★ 186114	QS-G3/8-12-I	10
		12 mm	★ 186115	QS-G1/2-12-I	1
Angled push-in fitting with external hex					
	Connecting thread G1/4 for tubing O.D.	6 mm	★ 186118	QSL-G1/4-6	10
			132051	QSL-G1/4-6-100	100
		8 mm	★ 186120	QSL-G1/4-8	10
			132052	QSL-G1/4-8-50	50
		10 mm	★ 186122	QSL-G1/4-10	10
			132053	QSL-G1/4-10-50	50
	Connecting thread G3/8 for tubing O.D.	8 mm	★ 186121	QSL-G3/8-8	10
			132055	QSL-G3/8-8-50	50
		10 mm	★ 186123	QSL-G3/8-10	10
			132056	QSL-G3/8-10-20	20
		12 mm	★ 186124	QSL-G3/8-12	10
			132057	QSL-G3/8-12-20	20
	Connecting thread G1/2 for tubing O.D.	12 mm	★ 186348	QSL-G3/8-16	1
			★ 186125	QSL-G1/2-12	1
		16 mm	★ 186126	QSL-G1/2-16	1
Angled push-in fitting, long, with external hex					
	Connecting thread G1/4 for tubing O.D.	6 mm	186129	QSL-G1/4-6	10
		8 mm	186131	QSL-G1/4-8	10
		10 mm	186133	QSL-G1/4-10	10









1) Packaging unit

Festo core product range

- ★ Ready for dispatch from the Festo factory in 24 hours
- ☆ Ready for dispatch in 5 days maximum from stock

Solenoid valves VUVS/valve manifold VTUS

Ordering data – Manifold block, size 25

Ordering data					
	Description	Part No.	Type	PU ¹⁾	
Silencer					
	With connecting thread G, polymer design	G1/4	★ 2316 U-1/4	1	
			534223 U-1/4-20	20	
	With connecting thread G, metal design	G3/8	★ 534224 U-3/8-20	20	
		G1/2	★ 6843 U-3/8-B	1	
	With connecting thread G, sintered design, long	G3/8	★ 6844 U-1/2-B	1	
		G1/2	★ 1205862 AMTE-M-LH-G38		10
		G1/2	★ 1205863 AMTE-M-LH-G12		10
Blanking plug					
	With connecting thread	G1/8	★ 3568 B-1/8	10	
			534213 B-1/8-100	100	
		G3/8	★ 3570 B-3/8	10	
			534215 B-3/8-20	20	
		G1/2	★ 3571 B-1/2	10	
		534216 B-1/2-20	20		
Separator					
	For creating pressure zones	G1/8	569995 VABD-8-B	1	
		G3/8	574483 VABD-14-B	1	
		G1/2	8022483 VABD-17.5-B	1	
H-rail mounting					
	For mounting the valve manifold on standard H-rail TH 35-7,5 or TH 35-15, to EN 60715	2636436	VAME-T-M5	2	

1) Packaging unit

Solenoid valves VUVS/valve manifold VTUS

FESTO

Technical data – Manifold block, size 30

Flow rate
Up to 2300 l/min



General technical data								
For valve function	Manifold block standard		Extension module for standard manifold block		Manifold block compact		Common supply manifold	
	3/2	5/2, 5/3	3/2	5/2, 5/3	3/2	5/2, 5/3	on both sides	on one side
Grid dimension [mm]	32							
Type of mounting	With through-hole						With mounting bracket	
Max. number of valve positions	10	10	2	2	10		10	4
Port 1	G3/4	G3/4	G3/4	G3/4	G1/2	G1/2	G3/4	G3/4
Port 3	G3/4	G3/4	G3/4	G3/4	G1/2	G1/2	–	–
Port 5	–	G3/4	–	G3/4	–	G1/2	–	–
Port 12	G1/8	G1/8	G1/8	G1/8	–	–	–	–
Port 14	–	G1/8	–	G1/8	–	–	–	–
Corrosion resistance class CRC ¹⁾	2							

1) Corrosion resistance class CRC 2 to Festo standard FN 940070
Moderate corrosion stress. Indoor applications in which condensation may occur. External visible parts with primarily decorative requirements for the surface and which are in direct contact with the ambient atmosphere typical for industrial applications.

Weight [g]									
Valve positions	2	3	4	5	6	7	8	9	10
Manifold block for 3/2-way valves, standard									
VABM-B10-30E-G34-...-P3	1411	1828	2245	2662	3079	3496	3913	4330	4747
Manifold block, extension module for 3/2-way valves, standard									
VABM-B10-30EEE-G34-2-P3	1111	–	–	–	–	–	–	–	–
Manifold block for 5/2- and 5/3-way valves, standard									
VABM-B10-30E-G34-...	1722	2213	2703	3194	3684	4175	4665	5156	5646
Manifold block, extension module for 5/2- and 5/3-way valves, standard									
VABM-B10-30EEE-G34-2	1318	–	–	–	–	–	–	–	–
Manifold block for 3/2-way valves, compact									
VABM-B10-30S-G12-...-P3	652	872	1093	1313	1533	1753	1973	2193	2413
Manifold block for 5/2- and 5/3-way valves, compact									
VABM-B10-30S-G12-...	759	1013	1267	1522	1776	2030	2285	2539	2793
Common supply manifold for mounting on both sides									
VABM-B10-30-G34-...-P53	818	977	1135	1293	1452	1610	1768	1927	2085
Common supply manifold for mounting on one side									
VABM-B10-30-G34-2-P53-E	852	1011	1169	–	–	–	–	–	–

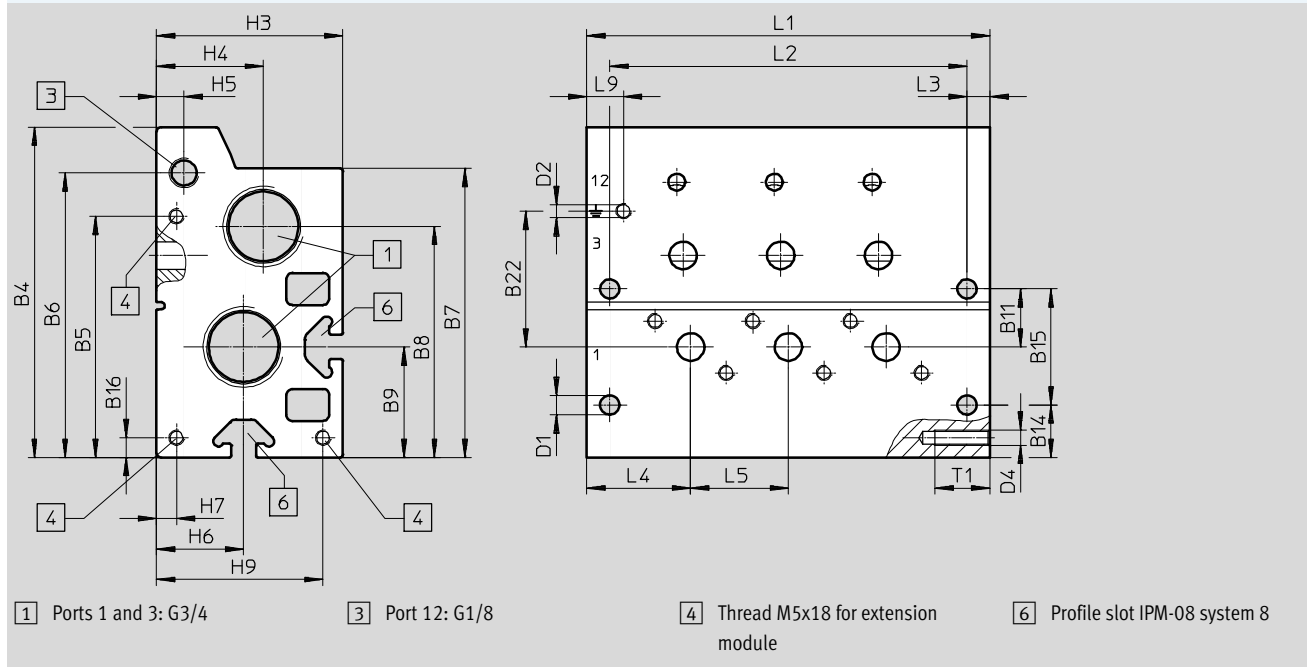
Solenoid valves VUVS/valve manifold VTUS

Technical data – Manifold block, size 30

Information on materials	
Materials	Wrought aluminium alloy
Note on materials	RoHS compliant

Dimensions Download CAD data → www.festo.com

Manifold block for 3/2-way valves, standard



Type	B4	B5	B6	B7	B8	B9	B11	B14	B15	B16	B22
VABM-B10-30E-G34-...-P3	108.2	79	93.2	94.7	75.7	36.2	19	17.2	38	6.5	44.5

Type	D1 Ø	D2	D4	H3	H4	H5	H6	H7	H9	L3	L4	L5	L9	T1
VABM-B10-30E-G34-...-P3	6.3	M5x11	M5	61	35	9	28.5	6.5	54.5	7.5	34	32	12	18

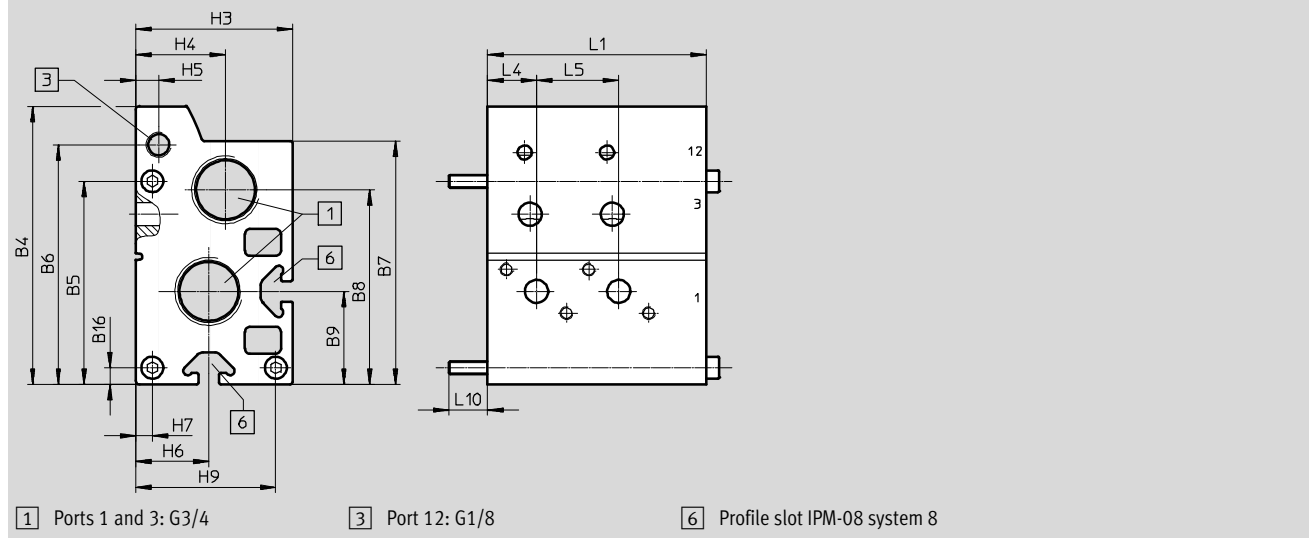
Valve positions	2	3	4	5	6	7	8	9	10
L1	100	132	164	196	228	260	292	324	356
L2	85	117	149	181	213	245	277	309	341

Solenoid valves VUVS/valve manifold VTUS

Technical data – Manifold block, size 30

Dimensions Download CAD data → www.festo.com

Manifold block, extension module for 3/2-way valves, standard



Type	B4	B5	B6	B7	B8	B9	B16	H3
VABM-B10-30EEE-G34-2-P3	108.2	79	93.2	94.7	75.7	36.2	6.5	61

Type	H4	H5	H6	H7	H9	L4	L5	L10	L1
VABM-B10-30EEE-G34-2-P3	35	9	28.5	6.5	54.5	19	32	15	85

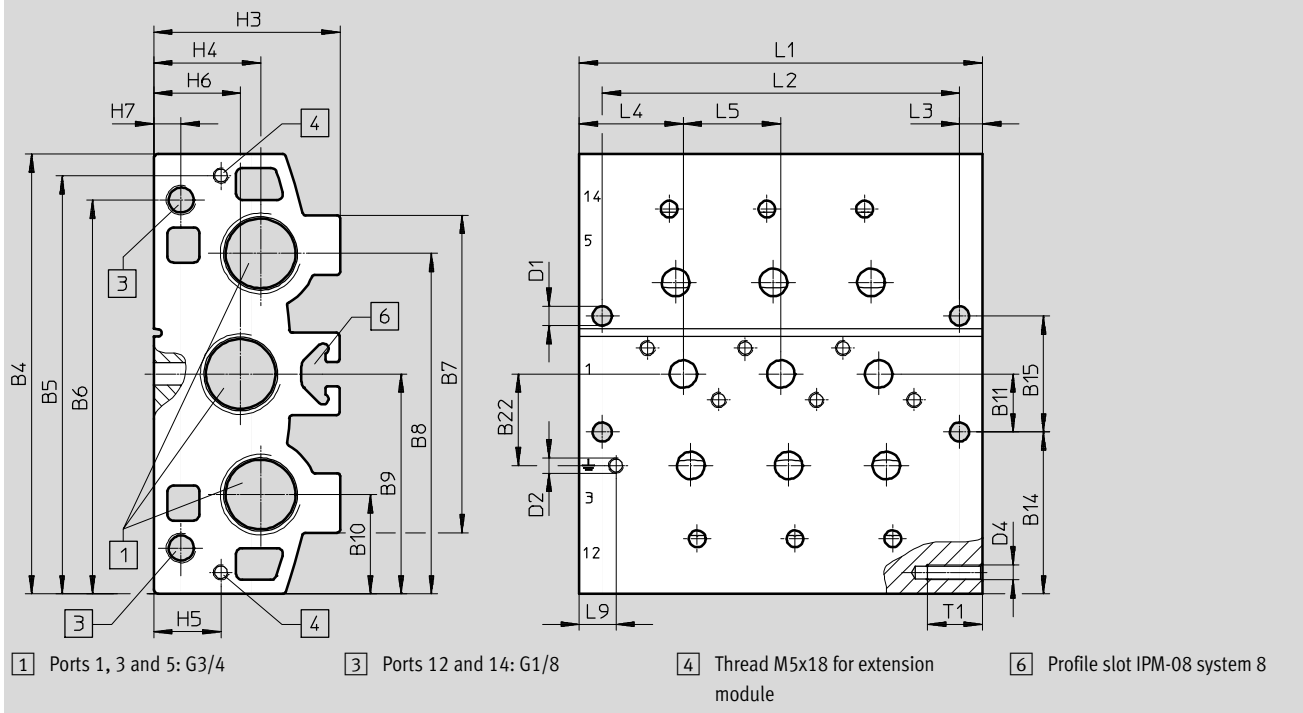
Solenoid valves VUVS/valve manifold VTUS

Technical data – Manifold block, size 30

Dimensions

Download CAD data → www.festo.com

Manifold block for 5/2- and 5/3-way valves, standard



Type	B4	B5	B6	B7	B8	B9	B10	B11	B14	B15	B22
VABM-B10-30E-G34-...	144	137	129	104	111.5	72	32.5	19	53	38	30

Type	D1 Ø	D2	D4	H3	H4	H5	H6	H7	L3	L4	L5	L9	T1
VABM-B10-30E-G34-...	6.3	M5x11	M5	61	35	22	28.5	9	7.5	34	32	12	18

Valve positions	2	3	4	5	6	7	8	9	10
L1	100	132	164	196	228	260	292	324	356
L2	85	117	149	181	213	245	277	309	341

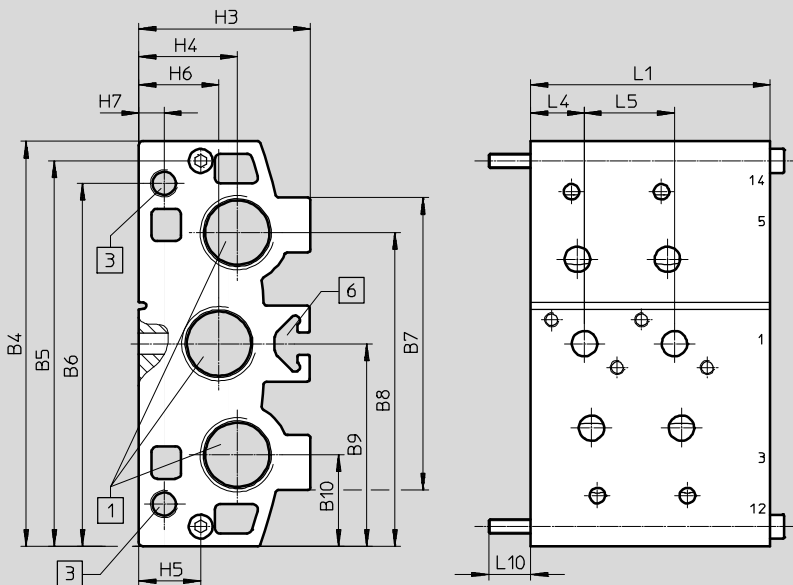
Solenoid valves VUVS/valve manifold VTUS

Technical data – Manifold block, size 30

Dimensions

Download CAD data → www.festo.com

Manifold block, extension module for 5/2- and 5/3-way valves, standard



- 1 Ports 1, 3 and 5: G3/4
- 3 Ports 12 and 14: G1/8
- 6 Profile slot IPM-08 system 8

Type	B4	B5	B6	B7	B8	B9	B10	H3
VABM-B10-30EEE-G34-2	144	137	129	104	111.5	72	32.5	61

Type	H4	H5	H6	H7	L1	L4	L5	L10
VABM-B10-30EEE-G34-2	35	22	28.5	9	85	19	32	15

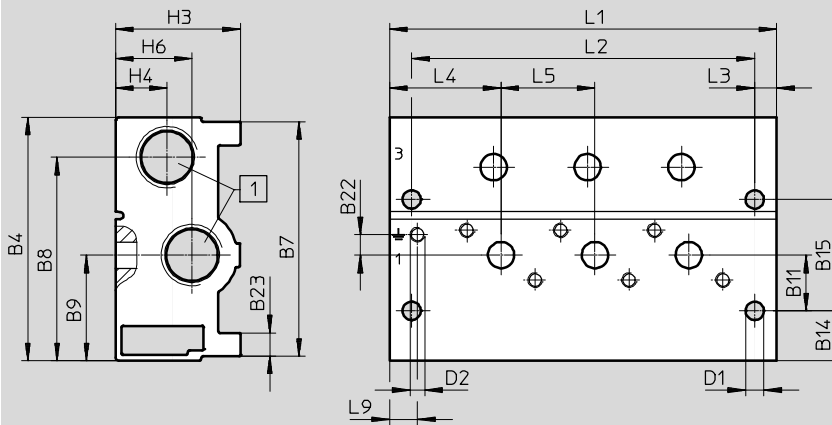
Solenoid valves VUVS/valve manifold VTUS

Technical data – Manifold block, size 30

Dimensions

Download CAD data → www.festo.com

Manifold block for 3/2-way valves, compact



1 Ports 1 and 3: G1/2

Type	B4	B7	B8	B9	B11	B14	B15	B22	B23
VABM-B10-30S-G12-...-P3	83	80	69.4	36	19	17	38	7	8

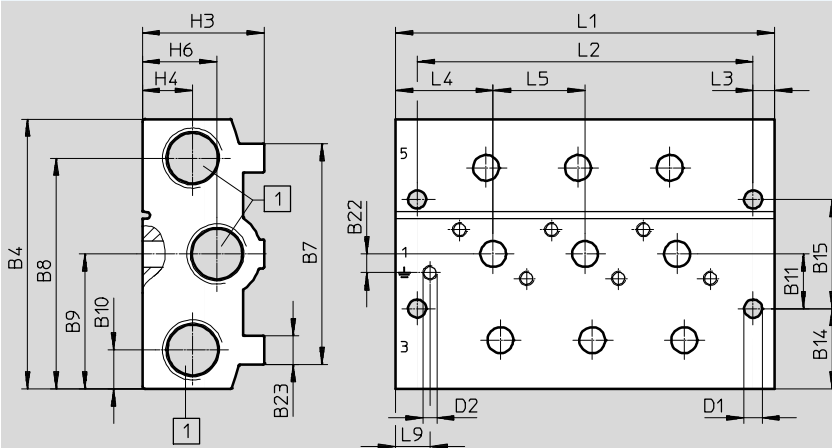
Type	D1 Ø	D2	H3	H4	H6	L3	L4	L5	L9
VABM-B10-30S-G12-...-P3	6.3	M5x11	42.5	17.5	26	7.5	38	32	12

Valve positions	2	3	4	5	6	7	8	9	10
L1	100	132	164	196	228	260	292	324	356
L2	85	117	149	181	213	245	277	309	341

Dimensions

Download CAD data → www.festo.com

Manifold block for 5/2- and 5/3-way valves, compact



1 Ports 1, 3 and 5: G1/2

Type	B4	B7	B8	B9	B10	B11	B14	B15	B22	B23
VABM-B10-30S-G12-...	94	77	80.4	47	13.6	19	28	38	6.5	10

Type	D1 Ø	D2	H3	H4	H6	L3	L4	L5	L9
VABM-B10-30S-G12-...	6.3	M5x11	42.5	17.5	26	7.5	34	32	12

Valve positions	2	3	4	5	6	7	8	9	10
L1	100	132	164	196	228	260	292	324	356
L2	85	117	149	181	213	245	277	309	341

Solenoid valves VUVS/valve manifold VTUS

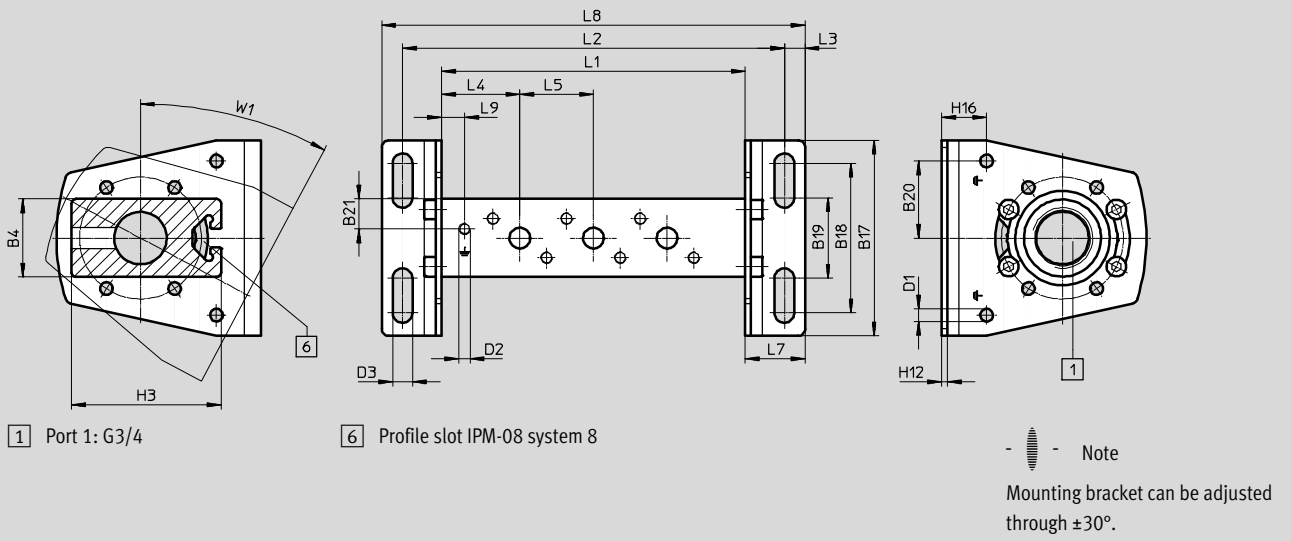
Technical data – Manifold block, size 30



Dimensions

Download CAD data → www.festo.com

Common supply manifold for mounting on both sides



Type	B4	B17	B18	B19	B20	B21	D1 Ø	D2	D3 Ø
VABM-B10-30-G34-...-P53	34	85	65	35	33.5	13	5.5	M5x11	8.6

Type	H3	H12	H16	L3	L4	L5	L7	L9	W1
VABM-B10-30-G34-...-P53	65	2.5	19.5	9	34	32	26	10	30°

Valve positions	2	3	4	5	6	7	8	9	10
L1	100	132	164	196	228	260	292	324	356
L2	134	166	198	230	262	294	326	358	390
L8	152	184	216	248	280	312	344	376	408

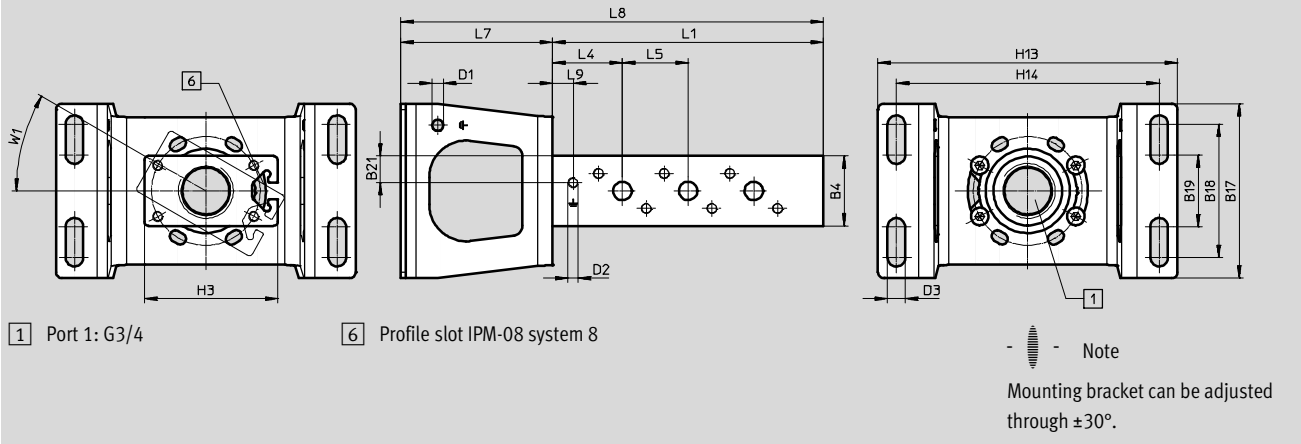
Solenoid valves VUVS/valve manifold VTUS

Technical data – Manifold block, size 30

Dimensions

Download CAD data → www.festo.com

Common supply manifold, mounting on one side



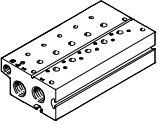

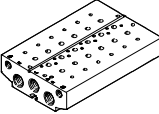



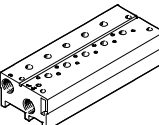

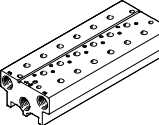

Type	B4	B17	B18	B19	B21	D1 Ø	D2	D3 Ø
VABM-B10-30-G34-...-P53-E	34	85	65	35	13	5.5	M5x11	8.6

Type	H3	H13	H14	L4	L5	L7	L9	W1
VABM-B10-30-G34-...-P53-E	65	146	128	34	32	74	10	30°

Valve positions	2	3	4
L1	100	132	164
L8	168	200	232

Solenoid valves VUVS/valve manifold VTUS

Ordering data – Manifold block, size 30

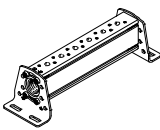
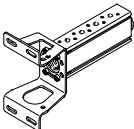
Ordering data – Manifold block				
	Description	Valve positions	Part No.	Type
Standard manifold block				
	For 3/2-way valves, incl. seals and screws for valve assembly -  - Note • Blanking plugs for sealing the supply ports (1, 3 and 14) at one end are included in the scope of delivery. • Standard manifold block is not permitted for solenoid valves VUVS-LK.	2	8026395	VABM-B10-30E-G34-2-P3
		3	8026396	VABM-B10-30E-G34-3-P3
		4	8026397	VABM-B10-30E-G34-4-P3
		5	8026398	VABM-B10-30E-G34-5-P3
		6	8026399	VABM-B10-30E-G34-6-P3
		7	8026400	VABM-B10-30E-G34-7-P3
		8	8026401	VABM-B10-30E-G34-8-P3
		9	8026402	VABM-B10-30E-G34-9-P3
		10	8026403	VABM-B10-30E-G34-10-P3
			For 5/2- and 5/3-way valves, incl. seals and screws for valve assembly -  - Note • Blanking plugs for sealing the supply ports (1, 3, 5, 12 and 14) at one end are included in the scope of delivery. • Standard manifold block is not permitted for solenoid valves VUVS-LK.	2
3	8026360			VABM-B10-30E-G34-3
4	8026361			VABM-B10-30E-G34-4
5	8026362			VABM-B10-30E-G34-5
6	8026363			VABM-B10-30E-G34-6
7	8026364			VABM-B10-30E-G34-7
8	8026365			VABM-B10-30E-G34-8
9	8026366			VABM-B10-30E-G34-9
10	8026367			VABM-B10-30E-G34-10
Extension module for standard manifold block				
	For 3/2-way valves, incl. seals and screws for valve assembly	2	8026432	VABM-B10-30EEE-G34-2-P3
	For 5/2- and 5/3-way valves, incl. seals and screws for valve assembly	2	8026431	VABM-B10-30EEE-G34-2
Compact manifold block				
	For 3/2-way valves, incl. seals and screws for valve assembly -  - Note Blanking plugs for sealing the supply ports (1, 3 and 14) at one end are included in the scope of delivery.	2	★ 8026413	VABM-B10-30S-G12-2-P3
		3	8026414	VABM-B10-30S-G12-3-P3
		4	★ 8026415	VABM-B10-30S-G12-4-P3
		5	8026416	VABM-B10-30S-G12-5-P3
		6	★ 8026417	VABM-B10-30S-G12-6-P3
		7	8026418	VABM-B10-30S-G12-7-P3
		8	★ 8026419	VABM-B10-30S-G12-8-P3
		9	8026420	VABM-B10-30S-G12-9-P3
		10	★ 8026421	VABM-B10-30S-G12-10-P3
			For 5/2- and 5/3-way valves, incl. seals and screws for valve assembly -  - Note Blanking plugs for sealing the supply ports (1, 3, 5, 12 and 14) at one end are included in the scope of delivery.	2
3	8026378			VABM-B10-30S-G12-3
4	★ 8026379			VABM-B10-30S-G12-4
5	8026380			VABM-B10-30S-G12-5
6	★ 8026381			VABM-B10-30S-G12-6
7	8026382			VABM-B10-30S-G12-7
8	★ 8026383			VABM-B10-30S-G12-8
9	8026384			VABM-B10-30S-G12-9
10	★ 8026385			VABM-B10-30S-G12-10

Festo core product range

- ★ Ready for dispatch from the Festo factory in 24 hours
- ☆ Ready for dispatch in 5 days maximum from stock

Solenoid valves VUVS/valve manifold VTUS

Ordering data – Manifold block, size 30

Ordering data				
	Description	Valve positions	Part No.	Type
Common supply manifold				
	For mounting on both sides, incl. seals and screws for valve assembly	2	★ 8026338	VABM-B10-30-G34-2-P53
		3	8026339	VABM-B10-30-G34-3-P53
		4	★ 8026340	VABM-B10-30-G34-4-P53
		5	8026341	VABM-B10-30-G34-5-P5
		6	★ 8026342	VABM-B10-30-G34-6-P53
		7	8026343	VABM-B10-30-G34-7-P53
		8	★ 8026344	VABM-B10-30-G34-8-P53
		9	8026345	VABM-B10-30-G34-9-P53
		10	★ 8026346	VABM-B10-30-G34-10-P53
			For mounting on one side, incl. seals and screws for valve assembly	2
3	8026357			VABM-B10-30-G34-3-P53-E
4	8026358			VABM-B10-30-G34-4-P53-E



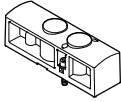
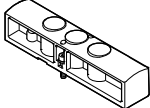

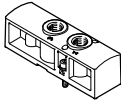
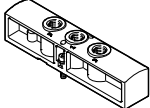

- Note

Blanking plug for sealing the supply port (1) at one end included in the scope of delivery.

Solenoid valves VUVS/valve manifold VTUS

FESTO

Ordering data – Manifold block, size 30






Ordering data			
	Description	Weight [g]	Part No. Type
Blanking plate			
	For valve position on manifold block for 3/2-way valves	128	★ 8026336 VABB-B10-30-E-P3
	For valve position on manifold block for 5/2-, 5/3-way valves	179	★ 8026335 VABB-B10-30-E
	For valve position on common supply manifold	43	★ 8026334 VABB-B10-30-A
Supply plate			
	For valve position on manifold block for 3/2-way valves	121	8026435 VABF-B10-30-P1A4-G38-P3
	For valve position on manifold block for 5/2-, 5/3-way valves	167	8026434 VABF-B10-30-P1A4-G38
Supply plate			
	For valve position on common supply manifold	40	8026433 VABF-B10-30-P1-G38

Festo core product range

- ★ Ready for dispatch from the Festo factory in 24 hours
- ☆ Ready for dispatch in 5 days maximum from stock

Solenoid valves VUVS/valve manifold VTUS









Ordering data – Manifold block, size 30

Ordering data					
	Description		Part No.	Type	PU ¹⁾
Push-in fitting with internal hex					
	Connecting thread G1/8 for tubing O.D.	4 mm	★ 186106	QS-G1/8-4-I	10
			133008	QS-G1/8-4-I-100	100
		6 mm	★ 186107	QS-G1/8-6-I	10
			133009	QS-G1/8-6-I-100	100
	Connecting thread G3/8 for tubing O.D.	8 mm	★ 186111	QS-G3/8-8-I	10
		10 mm	★ 186113	QS-G3/8-10-I	10
		12 mm	★ 186114	QS-G3/8-12-I	10
	Connecting thread G1/2 for tubing O.D.	12 mm	★ 186115	QS-G1/2-12-I	1
Push-in fitting with external hex					
	Connecting thread G1/2 for tubing O.D.	16 mm	★ 186105	QS-G1/2-16	1
			132047	QS-G1/2-16-20	20
Angled push-in fitting with external hex					
	Connecting thread G3/8 for tubing O.D.	8 mm	★ 186121	QSL-G3/8-8	10
			132055	QSL-G3/8-8-50	50
		10 mm	★ 186123	QSL-G3/8-10	10
			132056	QSL-G3/8-10-20	20
		12 mm	★ 186124	QSL-G3/8-12	10
			132057	QSL-G3/8-12-20	20
	Connecting thread G1/2 for tubing O.D.	12 mm	★ 186125	QSL-G1/2-12	1
			132058	QSL-G1/2-12-20	20
16 mm		★ 186126	QSL-G1/2-16	1	
		132059	QSL-G1/2-16-20	20	
Angled push-in fitting, long, with external hex					
	Connecting thread G1/2 for tubing O.D.	8 mm	186132	QSL-G3/8-8	10
		10 mm	186134	QSL-G3/8-10	10
		12 mm	186135	QSL-G3/8-12	10
Barbed fitting with external hex					
	Connecting thread G3/4 for tubing I.D. Aluminium design	13 mm	3612	N-3/4-P-13	1
		19 mm	3613	N-3/4-P-19	1
	Connecting thread G3/4 for tubing I.D. Brass design	13 mm	15637	N-3/4-P-13-MS	1
		19 mm	15638	N-3/4-P-19-MS	1

1) Packaging unit

Solenoid valves VUVS/valve manifold VTUS

Ordering data – Manifold block, size 30

Ordering data					
	Description		Part No.	Type	PU ¹⁾
Silencer					
	With connecting thread G, polymer design	G3/8	534224	U-3/8-20	20
	With connecting thread G, metal design	G1/2	★ 6844	U-1/2-B	1
		G3/4	6845	U-3/4-B	1
		G3/8	★ 6843	U-3/8-B	1
	With connecting thread G, sintered design, long	G1/2	★ 1205863	AMTE-M-LH-G12	 10
		G3/4	★ 1205864	AMTE-M-LH-G34	 10
Blanking plug					
	With connecting thread	G1/8	★ 3568	B-1/8	10
			534213	B-1/8-100	100
		G1/2	★ 3571	B-1/2	10
			534216	B-1/2-20	20
G3/4	★ 3572	B-3/4	10		
Separator					
	For creating pressure zones	G1/8	569995	VABD-8-B	1
		G1/2	8022483	VABD-17.5-B	1
		G3/4	8022484	VABD-22.7-B	1
H-rail mounting					
	For size 30, for mounting on standard H-rails TH 35-7.5 or TH 35-15 to EN 60715		3488412	VAME-T-M6	2

1) Packaging unit