

Connecting cables, Sub-D, 44-pin

Technical data

Connecting cable

NEBV-S1G44

NEBV-S1WA44

NEBV-C-S7WA44HS

- Connecting cable for multi-pin plug connection
- Pre-assembled
- Straight or angled socket
- Cable lengths 2.5 m, 5 m or 10 m
- 36, 40 or 44 wires
- Sub-D, 44-pin



General technical data	
Electrical connection	Sub-D socket, 44-pin Open end
Type of mounting	4-40UNC
Mounting position	Any
Cable characteristics	For static applications
Operating voltage range	[V DC] 0 ... 30
Acceptable current load at 40 °C	[A] 0.86

Technical data				
Type	NEBV-...-LE39	NEBV-...-S6	NEBV-...-S10	NEBV-...-S9
Cable composition	[mm ²] 40 x 0.14	44 x 0.14	36 x 0.14	44 x 0.14
Cable diameter	[mm] 9.6	10.2	9.6	10.2
Cable diameter tolerance	[mm] ±0.5	±0.3	±0.3	±0.3
Min. cable bending radius	[mm] 95	122	115	122
Tightening torque	-	-	0.8	-
Degree of protection to EN 60529	IP65, IP67	IP40	IP65, IP67, IP69K	IP65, IP67

Materials				
Type	NEBV-...-LE39	NEBV-...-S6	NEBV-...-S10	NEBV-...-S9
Housing	PBT	Reinforced PC	Reinforced PA	PA66-GF30
Seals	-	-	EPDM	-
Screws	-	-	Stainless steel	-
Pin contact	Gold-plated bronze			
Cable sheath	PVC			
Note on materials	RoHS-compliant			

Operating and environmental conditions				
Type	NEBV-...-LE39	NEBV-...-S6	NEBV-...-S10	NEBV-...-S9
Ambient temperature	[°C] -5 ... +60	-5 ... +80	-	-5 ... +80
Storage temperature	[°C] -	-	-20 ... +40	-
Degree of contamination	-	-	3	3

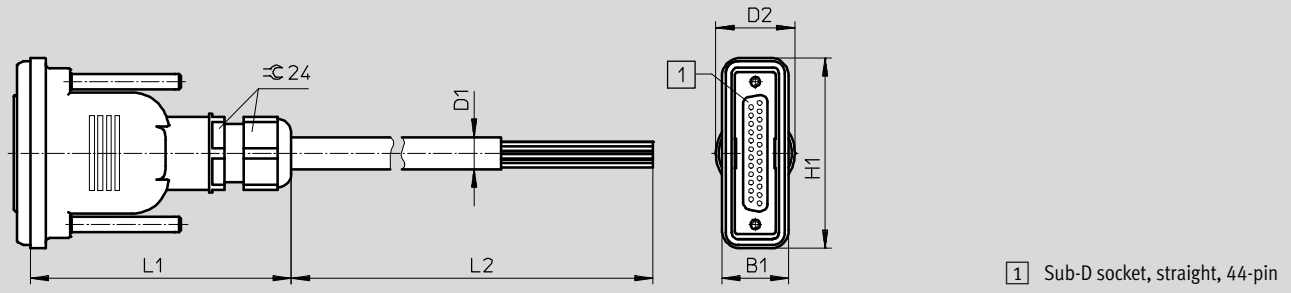
Connecting cables, Sub-D, 44-pin

Technical data

FESTO

Dimensions

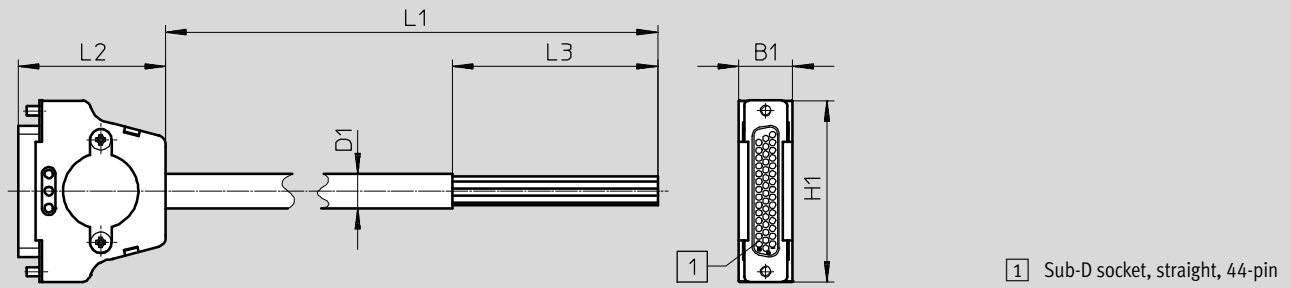
Download CAD data → www.festo.com



Type	B1	D1 Ø	D2 Ø	H1	L1	L2
NEBV-S1G44-K-2.5-N-LE39	22	9.6	26	62.8	85±5	2500
NEBV-S1G44-K-5-N-LE39						5000
NEBV-S1G44-K-10-N-LE39						10,000

Dimensions

Download CAD data → www.festo.com



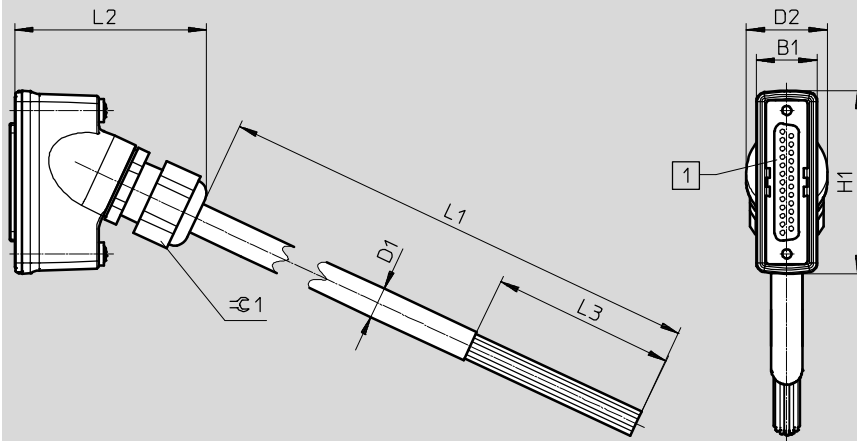
Type	B1	D1 Ø	H1	L1	L2	L3
NEBV-S1G44-K-2.5-N-LE44-S6	15.8	10.2	53	2500	43.1	60
NEBV-S1G44-K-5-N-LE44-S6				5000		
NEBV-S1G44-K-10-N-LE44-S6				10,000		

Connecting cables, Sub-D, 44-pin

Technical data

Dimensions

Download CAD data → www.festo.com

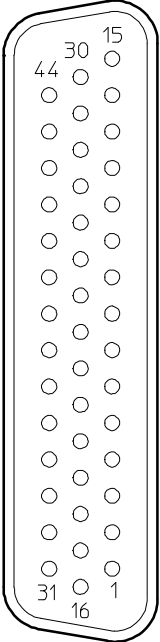


1 Sub-D socket, angled, 44-pin

Type	B1	D1 Ø	D2 Ø	H1	L1	L2	L3	⊕C1
NEBV-C-S7WA44HS-K-2.5-N-LE36-S10	20	9.6	27	60	2500	60	60	-
NEBV-C-S7WA44HS-K-5-N-LE36-S10					5000			
NEBV-C-S7WA44HS-K-10-N-LE36-S10					10,000			
NEBV-S1WA44-K-2.5-N-LE44-S9	20	10.2	26.5	60	2500	60	60	24
NEBV-S1WA44-K-5-N-LE44-S9					5000			
NEBV-S1WA44-K-10-N-LE44-S9					10,000			

Connecting cables, Sub-D, 44-pin

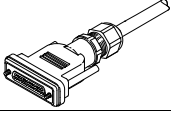
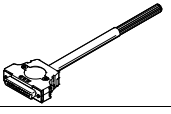
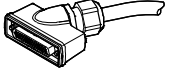
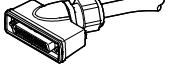
Technical data

Circuitry (socket view)		Open end, 36-wire		Open end, 40-wire		Open end, 44-wire	
		Pin	Wire colour ¹⁾	Pin	Wire colour ¹⁾	Pin	Wire colour ¹⁾
	1	WH	1	WH	1	WH	
	2	BN	2	BN	2	BN	
	3	GN	3	GN	3	GN	
	4	YE	4	YE	4	YE	
	5	GY	5	GY	5	GY	
	6	PK	6	PK	6	PK	
	7	BU	7	BU	7	BU	
	8	RD	8	RD	8	RD	
	9	BK	9	BK	9	BK	
	10	VT	10	VT	10	VT	
	11	GY PK	11	GY PK	11	GY PK	
	12	RD BU	12	RD BU	12	RD BU	
	13	WH GN	13	WH GN	13	WH GN	
	14	BN GN	14	BN GN	14	BN GN	
	15	WH YE	15	WH YE	15	WH YE	
	16	YE BN	16	YE BN	16	YE BN	
	17	WH GY	17	WH GY	17	WH GY	
	18	GY BN	18	GY BN	18	GY BN	
	19	WH PK	19	WH PK	19	WH PK	
	20	PK BN	20	PK BN	20	PK BN	
	21	WH BU	21	WH BU	21	WH BU	
	22	BN BU	22	BN BU	22	BN BU	
	23	WH RD	23	WH RD	23	WH RD	
	24	BN RD	24	BN RD	24	BN RD	
	25	WH BK	25	WH BK	25	WH BK	
	26	BN BK	26	BN BK	26	BN BK	
	27	GY GN	27	GY GN	27	GY GN	
	28	YE GY	28	YE GY	28	YE GY	
	29	PK GN	29	PK GN	29	PK GN	
	30	YE PK	30	YE PK	30	YE PK	
	31	GN BU	31	GN BU	31	GN BU	
	32	YE BU	32	YE BU	32	YE BU	
	33	–	33	GN RD	33	GN RD	
	34	–	34	YE RD	34	YE RD	
	35	–	35	GN BK	35	GN BK	
	36	–	36	–	36	YE BK	
	37	–	37	–	37	GY BU	
	38	–	38	–	38	PK BU	
	39	–	39	–	39	GY RD	
	40	–	40	–	40	PK RD	
	41	GN RD	41	YE BK	41	GY BK	
	42	YE RD	42	GY BU	42	PK BK	
	43	GN BK	43	PK BU	43	BU BK	
	44	YE BK	44	GY RD	44	RD BK	

1) To IEC 757

Connecting cables, Sub-D, 44-pin

Technical data

Ordering data						
	Cable composition [mm ²]	Degree of protection	Weight [g]	Cable length [m]	Part No.	Type
Straight socket – open end, 40-wire						
	40 x 0.14	IP65, IP67	389	2.5	565289	NEBV-S1G44-K-2.5-N-LE39
			737	5	565290	NEBV-S1G44-K-5-N-LE39
			1432	10	565291	NEBV-S1G44-K-10-N-LE39
Straight socket – open end, 44-wire						
	44 x 0.14	IP40	432	2.5	575113	NEBV-S1G44-K-2.5-N-LE44-S6
			814	5	575114	NEBV-S1G44-K-5-N-LE44-S6
			1600	10	575115	NEBV-S1G44-K-10-N-LE44-S6
Angled socket – open end, 36-wire						
	36 x 0.14	IP65, IP67, IP69K	460	2.5	577376	NEBV-C-S7WA44HS-K-2.5-N-LE36-S10
			860	5	577377	NEBV-C-S7WA44HS-K-5-N-LE36-S10
			1660	10	577378	NEBV-C-S7WA44HS-K-10-N-LE36-S10
Angled socket – open end, 44-wire						
	44 x 0.14	IP65, IP67	460	2.5	575420	NEBV-S1WA44-K-2.5-N-LE44-S9
			860	5	575421	NEBV-S1WA44-K-5-N-LE44-S9
			1660	10	575422	NEBV-S1WA44-K-10-N-LE44-S9