


Setpoint modules MPZ

Technical data

Setpoint module MPZ

-  - Voltage
20 ... 30 V DC

Function

- Generation of 6+1 analogue setpoint values for the proportional pressure regulators MPPES, VPPM, VPPE and MPYE
- Digital activation
- Output voltage adjustable via spindle potentiometer



General technical data			
Mode of operation		Digital/analogue circuit with analogue output	
Electrical connection		Screw terminal	
Connection cross section	[mm ²]	2.5	
Operating voltage range	[V DC]	20 ... 30	
Adjustable output voltage	[V DC]	0 ... 10	
Max. output current	[mA]	27	
Power consumption at 24 V DC	[W]	1.5	
Supply for setpoint adjustment	Voltage	[V]	10 ... 10.6
	Current	[mA]	6 ... 6.36
External setpoint input	Voltage	[V DC]	0 ... 10
	Potentiometer	[kΩ]	2.5 ... 10
Setpoint activation	Input resistance	[kΩ]	3
Residual ripple		[%]	Max. 10
Display	Ready		Green LED
	Setpoint active		Yellow LED
Type of mounting			On H-rail
Mounting position			Any
Product weight	[g]		80

Operating and environmental conditions		
Ambient temperature	[°C]	0 ... 60
Corrosion resistance class CRC ¹⁾		2
CE marking (see declaration of conformity) ³⁾		To EU EMC Directive ²⁾
Protection class		IP20

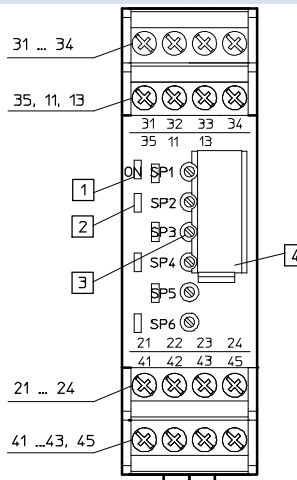
- 1) Corrosion resistance class CRC 2 to Festo standard FN 940070
Moderate corrosion stress. Indoor applications in which condensation may occur. External visible parts with primarily decorative requirements for the surface and which are in direct contact with the ambient atmosphere typical for industrial applications.
- 2) For information about the applicability of the component see the manufacturer's EC declaration of conformity at: www.festo.com/sp → User documentation.
If the component is subject to restrictions on usage in residential, office or commercial environments or small businesses, further measures to reduce the emitted interference may be necessary.
- 3) Additional information www.festo.com/sp → Certificates.

Setpoint modules MPZ

Technical data

Connections and control elements

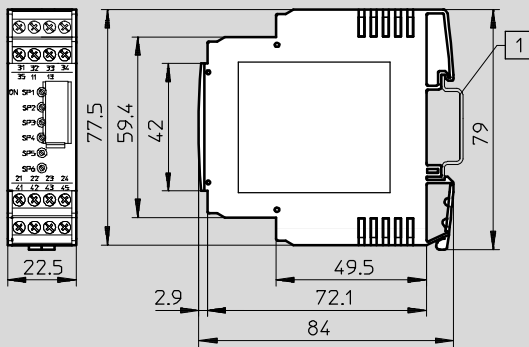
Connections			Priority
31	Activate setpoint 1	SP1	1 (highest)
32	Activate setpoint 2	SP2	2
33	Activate setpoint 3	SP3	3
34	Activate setpoint 4	SP4	4
35	Activate setpoint 5	SP5	5
11	Activate setpoint 6	SP6	6
13	Control line	0 V	-
21	Control line	0 V	-
22	External setpoint input	$U_{w, in} = 0 \dots 10 \text{ V DC}$	7 (lowest)
23	Control line	10 V DC	-
24	Screening	PE	-
41	Control line	0 V DC	-
42	Setpoint output	$U_{w, out}$	-
43	Power supply	-	-
45	Power supply	+	-



- 1 Operational status display, green LED
- 2 Setpoint display active (SP1 ... SP6), yellow LED
- 3 Setpoint potentiometer SP1 ... SP6
- 4 Inscription label

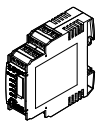
Dimensions

Download CAD data → www.festo.com



- 1 H-rail to DIN EN 60715

Ordering data

	Description	Part No.	Type
	Setpoint module for generating 6 + 1 analogue voltage signals	546224	MPZ-1-24DC-SGH-6-SW

Festo - Your Partner in Automation



1 Festo Inc.
5300 Explorer Drive
Mississauga, ON L4W 5G4
Canada

Festo Customer Interaction Center
Tel: 1 877 463 3786
Fax: 1 877 393 3786
Email: customer.service.ca@festo.com



2 Festo Pneumatic
Av. Ceylán 3,
Col. Tequesquináhuac
54020 Tlalnepantla,
Estado de México

Multinational Contact Center
01 800 337 8669
ventas.mexico@festo.com



3 Festo Corporation
1377 Motor Parkway
Suite 310
Islandia, NY 11749

Festo Customer Interaction Center
1 800 993 3786
1 800 963 3786
customer.service.us@festo.com



4 Regional Service Center
7777 Columbia Road
Mason, OH 45040

Connect with us



www.festo.com/socialmedia



www.festo.com

Subject to change