

# Silencers

**FESTO**



Festo Core Range  
Solves the majority of your automation tasks


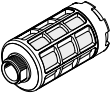

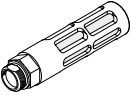



With the Festo Core Range, we have selected the most important products and functions from our broad product catalogue, and added the quickest delivery.


Worldwide: Quickest delivery – wherever, whenever  
Simply good: Expected high Festo quality  
Fast: Easy and fast to select

The Core Range offers you the best value for your automation tasks.




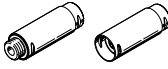
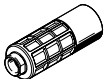
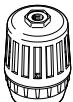
Just look  
for the  
star!

Product range overview

Version	Type	Connection D1			Push-in connector	For tubing I.D.	Push-in sleeve ∅	Noise level [dB (A)]	→ Page/ Internet	
		M thread	G thread	NPT thread						
<b>Sintered metal</b>										
	U	-	-	-	-	3	< 70	4		
						4			< 77	
<b>Polymer, male thread</b>										
	U	-	G1/8	-	-	-	-	< 74	5	
			G1/4					< 76		
			G3/8					< 82		
			G1/2					< 82		
			G3/4					< 85		
			G1					< 90		
<b>Polymer, female thread</b>										
	U-...-I	-	G1/8	-	-	-	-	< 76.5	6	
<b>Die-cast metal</b>										
	U-...-B	-	G1/8	-	-	-	-	< 74	7	
			G1/4					< 80		
			G3/8					< 80		
			G1/2					< 81		
			G3/4					< 83		
			G1					< 85		
		-	-	1/8 NPT	-	-	-	< 74	8	
			-	1/4 NPT				< 78		
			-	3/8 NPT				< 80		
			-	1/2 NPT				< 80		
			-	3/4 NPT				< 81		
			-	1 NPT				< 80		
<b>With push-in sleeve for push-in fitting QS, Quick Star</b>										
	UC-QS	-	-	-	-	-	3	< 60	9	
							4	< 60		
							6	< 60		
							8	< 60		
							10	< 68		
<b>Threaded connection, for solenoid valves CPE, Compact Performance</b>										
	UC	M5	-	-	-	-	-	< 60	10	
		M7						< 58		
		-						G1/8		< 59
		-						G1/4		< 60
		-						G3/8		< 60
<b>Push-in connector, for solenoid valves VUVB-ST12/valve terminal type 23 VTUB-12</b>										
	AMTC	-	-	-	Cartridge 10 mm	-	-	< 58	11	

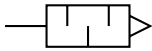
 **Note**  
Clean silencers with kerosene (not with petrol or trichloroethylene).

Product range overview

Version	Type	Connection D1			Push-in connector	For tubing I.D.	Push-in sleeve ∅	Noise level [dB (A)]	→ Page/ Internet		
		M thread	G thread	NPT thread							
<b>Metal</b>											
	AMTE-M-H	M5	-	-	-	-	-	< 71	12		
		-	G1/8	-	-	-	-	< 92			
		-	G1/4	-	-	-	-	< 95			
		-	G3/8	-	-	-	-	< 92			
		-	G1/2	-	-	-	-	< 92			
	AMTE-M-LH	M3	-	-	-	-	-	< 55	13		
		M5	-	-	-	-	-	< 72			
		-	G1/8	-	-	-	-	< 76			
		-	G1/4	-	-	-	-	< 83			
		-	G3/8	-	-	-	-	< 82			
		-	G1/2	-	-	-	-	< 88			
		-	G3/4	-	-	-	-	< 85			
		-	G1	-	-	-	-	< 88			
		-	-	-	10-32 UNF-2A	-	-	-		< 71	15
		-	-	-	1/8 NPT	-	-	-		< 77	
-	-	-	1/4 NPT	-	-	-	< 82				
-	-	-	3/8 NPT	-	-	-	< 83				
-	-	-	1/2 NPT	-	-	-	< 85				
<b>For vacuum generators VN-T2/T3</b>											
	UO	M5	-	-	-	-	-	-	16		
		M7	-	-	-	-	-	-			
		-	G1/8	-	-	-	-	-			
		-	G1/4	-	-	-	-	-			
<b>For vacuum generators VN-T4/T6</b>											
	UOM	-	G1/4	-	-	-	-	-	17		
		-	G3/8	-	-	-	-	-			
	UOMS	-	-	-	-	-	-	-			
<b>For soft-start/quick exhaust valve MS6-SV</b>											
	UOS	-	G1	-	-	-	-	< 75	ms6-sv		
<b>Filter silencer</b>											
	LFU	-	G1/4	-	-	-	-	< 40	lfu		
		-	G3/8	-	-	-	-	-			
		-	G1/2	-	-	-	-	-			
		-	G1	-	-	-	-	-			

## Datasheet – Sintered metal design

Function



- For noise reduction and prevention of contamination at the exhaust ports of pneumatic components
- Compact design



General technical data		
Pneumatic connection	PK-3	PK-4
Mounting position	Any	
Noise level <sup>1)</sup>	[dB (A)]	< 70
Flow rate with respect to atmosphere <sup>2)</sup>	[l/min]	310
Product weight	[g]	4.5
		4.1

1) Measured at 0.6 MPa with respect to atmosphere at a distance of 1 m

2) Measured at p<sub>1</sub> = 0.6 MPa

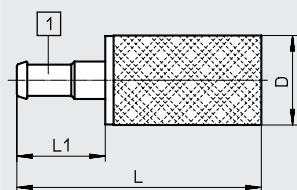
Operating and environmental conditions		
Operating pressure	[MPa]	0 ... 1
	[bar]	0 ... 10
Operating medium	Compressed air to ISO 8573-1:2010 [7:-:-]	
Note on the operating/pilot medium	Lubricated operation possible	
Ambient temperature	[°C]	-10 ... +70

Materials	
Screwed trunnion	Brass
Silencer insert	Bronze
Note on materials	Free of copper and PTFE
	RoHS-compliant

### Dimensions

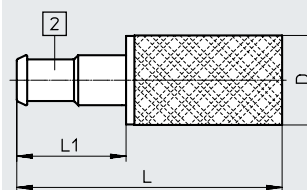
Download CAD data → [www.festo.com](http://www.festo.com)

#### U-PK-3



[1] Barbed connector for tubing  
I.D. 3

#### U-PK-4



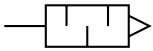
[2] Barbed connector for tubing  
I.D. 4

Ordering data						
Pneumatic connection	D ∅	L	L1	Part no.	Type	PU <sup>1)</sup>
PK-3	8.6	23.5	8.5	4646	U-PK-3	10
PK-4	8.6	25.5	10.5	4932	U-PK-4	10

1) Packaging unit

## Datasheet – Polymer design, male thread

Function



- For noise reduction at the exhaust ports of pneumatic components



General technical data		G1/8	G1/4	G3/8	G1/2	G3/4	G1
Pneumatic connection							
Mounting position		Any					
Noise level <sup>1)</sup>	[dB (A)]	< 74	< 76	< 82	< 82	< 85	< 90
Flow rate with respect to atmosphere <sup>2)</sup>	[l/min]	2000	3300	6000	10300	17600	20800
Product weight	[g]	2.3	7.7	29.6	58.2	83	139.8

1) Measured at 0.6 MPa with respect to atmosphere at a distance of 1 m

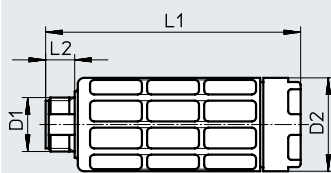
2) Measured at p1 = 0.6 MPa

Operating and environmental conditions	
Operating pressure	[MPa] 0 ... 1
	[bar] 0 ... 10
Operating medium	Compressed air to ISO 8573-1:2010 [7:-:-]
Note on the operating/pilot medium	Lubricated operation possible
Ambient temperature	[°C] -10 ... +70

Materials	
Housing	POM
Silencer insert	PU
Note on materials	Free of copper and PTFE RoHS-compliant

### Dimensions

Download CAD data → [www.festo.com](http://www.festo.com)



### ★ Core Range

Ordering data		D2	L1	L2	Part no.	Type	PU <sup>1)</sup>
Pneumatic connection	D1	∅					
G1/8		15.2	35.9	5.5	★ 2307	U-1/8	1
					534222	U-1/8-50	50
G1/4		19	57	6.5	★ 2316	U-1/4	1
					534223	U-1/4-20	20
G3/8		33.5	78.8	7.5	★ 2309	U-3/8	1
					534224	U-3/8-20	20
G1/2		43	88.1	9	★ 2310	U-1/2	1
					534225	U-1/2-20	20
G3/4		45	120.7	10.5	★ 2311	U-3/4	1
G1		55	126.5	11.5	★ 2312	U-1	1

1) Packaging unit

## Datasheet – Polymer design, female thread

Function



- For noise reduction at the exhaust ports of pneumatic components



General technical data		
Pneumatic connection		G1/8
Mounting position		Any
Noise level <sup>1)</sup>	[dB (A)]	< 76.5
Flow rate with respect to atmosphere <sup>2)</sup>	[l/min]	2050
Product weight	[g]	3.6

1) Measured at 0.6 MPa with respect to atmosphere at a distance of 1 m

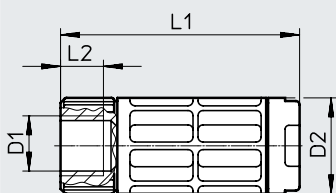
2) Measured at p<sub>1</sub> = 0.6 MPa

Operating and environmental conditions		
Operating pressure	[MPa]	0 ... 1
	[bar]	0 ... 10
Operating medium		Compressed air to ISO 8573-1:2010 [7:-:-]
Note on the operating/ pilot medium		Lubricated operation possible
Ambient temperature	[°C]	-10 ... +70

Materials	
Housing	POM
Silencer insert	PU
Note on materials	Free of copper and PTFE
	RoHS-compliant

### Dimensions

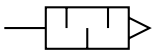
Download CAD data → [www.festo.com](http://www.festo.com)



Ordering data					
Pneumatic connection	D2	L1	L2	Part no.	Type
D1	∅				
G1/8	15.2	38	6.5	3670	U-1/8-I

## Datasheet – Die-cast design

Function



- For noise reduction at the exhaust ports of pneumatic components



General technical data		G1/8	G1/4	G3/8	G1/2	G3/4	G1
Pneumatic connection							
Mounting position		Any					
Noise level <sup>1)</sup>	[dB (A)]	< 74	< 80	< 80	< 81	< 83	< 85
Flow rate with respect to atmosphere <sup>2)</sup>	[l/min]	1340	2440	5800	7500	10000	17500
Product weight	[g]	8	17	37	75	120	233

1) Measured at 0.6 MPa with respect to atmosphere at a distance of 1 m

2) Measured at p1 = 0.6 MPa

Operating and environmental conditions		
Operating pressure for full temperature range	[MPa]	0 ... 1
	[bar]	0 ... 10
	[psi]	0 ... 145
Operating medium		Compressed air to ISO 8573-1:2010 [7:-:-]
Note on the operating/pilot medium		Lubricated operation possible
Ambient temperature	[°C]	-10 ... +70
Corrosion resistance class CRC <sup>1)</sup>		1

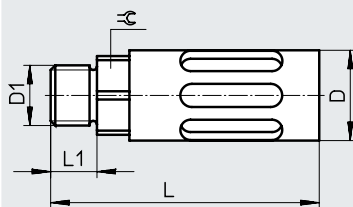
1) Corrosion resistance class CRC 1 to Festo standard FN 940070

Low corrosion stress. Dry internal application or transport and storage protection. Also applies to parts behind covers, in the non-visible interior area, or parts which are covered in the application (e.g. drive trunnions).

Materials	
Housing	Aluminium
Screwed trunnion	Aluminium
Silencer insert	PU
Note on materials	Free of copper and PTFE RoHS-compliant

### Dimensions

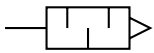
Download CAD data → [www.festo.com](http://www.festo.com)



Ordering data		D	L	L1	±ε	Part no.	Type
Pneumatic connection							
D1	∅						
G1/8		16	39.2	5.5	14	6841	U-1/8-B
G1/4		19.5	55.6	6.5	17	6842	U-1/4-B
G3/8		25	86.6	7.5	19	6843	U-3/8-B
G1/2		28	116.5	9	24	6844	U-1/2-B
G3/4		38	138	10.5	32	6845	U-3/4-B
G1		47.8	177	11.5	36	151990	U-1-B

## Datasheet – Die-cast design

Function



- For noise reduction at the exhaust ports of pneumatic components



General technical data		1/8 NPT	1/4 NPT	3/8 NPT	1/2 NPT	3/4 NPT	1 NPT
Pneumatic connection							
Mounting position		Any					
Noise level <sup>1)</sup>	[dB (A)]	< 74	< 78	< 80	< 80	< 81	< 80
Flow rate with respect to atmosphere <sup>2)</sup>	[l/min]	1450	3000	4500	6500	11834	15102
Product weight	[g]	8	17	37	75	128	233

1) Measured at 0.6 MPa with respect to atmosphere at a distance of 1 m

2) Measured at p1 = 0.6 MPa

Operating and environmental conditions		
Operating pressure for full temperature range	[MPa]	0 ... 1
	[bar]	0 ... 10
	[psi]	0 ... 145
Operating medium		Compressed air to ISO 8573-1:2010 [7:-:-]
Note on the operating/pilot medium		Lubricated operation possible
Ambient temperature	[°C]	-10 ... +70
Corrosion resistance class CRC <sup>1)</sup>		1

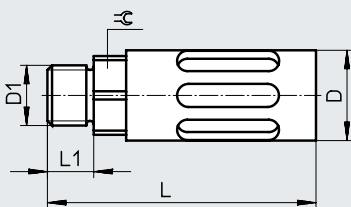
1) Corrosion resistance class CRC 1 to Festo standard FN 940070

Low corrosion stress. Dry internal application or transport and storage protection. Also applies to parts behind covers, in the non-visible interior area, or parts which are covered in the application (e.g. drive trunnions).

Materials	
Housing	Aluminium
Screwed trunnion	Aluminium
Silencer insert	PU
Note on materials	Free of copper and PTFE
	RoHS-compliant

### Dimensions

Download CAD data → [www.festo.com](http://www.festo.com)



Ordering data		D	L	L1	≡	Part no.	Type
Pneumatic connection							
D1		∅					
1/8 NPT		16	43	10	14	12638	U-1/8-B-NPT
1/4 NPT		19.5	63	15	17	12639	U-1/4-B-NPT
3/8 NPT		25	93	15	19	12740	U-3/8-B-NPT
1/2 NPT		28	125	19	24	12741	U-1/2-B-NPT
3/4 NPT		38	151	18	30	566823	U-3/4-B-NPT
1 NPT		47.8	193.3	22.5	41	571280	U-1-B-NPT



## Datasheet – Design with push-in sleeve

Function



- For noise reduction at the exhaust ports of pneumatic components
- For QS push-in fittings 3 ... 10 mm



General technical data		3	4	6	8	10
Push-in sleeve $\varnothing$		3	4	6	8	10
Mounting position		Any				
Noise level <sup>1)</sup>	[dB (A)]	< 60	< 60	< 60	< 60	< 68
Flow rate with respect to atmosphere <sup>2)</sup>	[l/min]	170	350	800	1500	3100
Product weight	[g]	0.4	0.5	1.1	2.3	5.5

1) Measured at 0.6 MPa with respect to atmosphere at a distance of 1 m

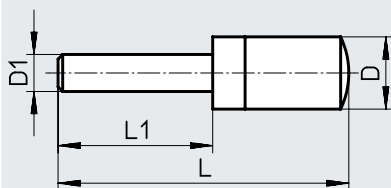
2) Measured at  $p_1 = 0.6$  MPa

Operating and environmental conditions	
Operating pressure	[MPa] 0 ... 1
	[bar] 0 ... 10
Operating medium	Compressed air to ISO 8573-1:2010 [7:-:-]
Note on the operating/pilot medium	Lubricated operation possible
Ambient temperature	[°C] -10 ... +70

Materials	
Screwed trunnion	PU
Silencer insert	PU
Note on materials	RoHS-compliant

### Dimensions

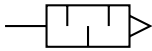
Download CAD data → [www.festo.com](http://www.festo.com)



Ordering data		D	L	L1	Part no.	Type
Push-in sleeve $\varnothing$	D1	$\varnothing$				
3		7.8 +0.1/-0.3	29.1 ±0.6	14.4 ±0.2	165005	UC-QS-3H
4		7.8 +0.1/-0.3	31.0 ±0.6	16.3 ±0.2	165006	UC-QS-4H
6		9.8 -0.4	41.3 +1.4	17.2	165007	UC-QS-6H
8		13.8 +0.2/-0.3	54.4 +0.5/-1.0	23.4	175611	UC-QS-8H
10		17.8 -0.3	68.7 +0.2/-0.8	26.7	526475	UC-QS-10H

## Datasheet – Design with threaded connection

Function



- For noise reduction at the exhaust ports of pneumatic components
- For solenoid valves CPE, Compact Performance



General technical data		M5	M7	G1/8	G1/4	G3/8
Pneumatic connection						
Mounting position		Any				
Noise level <sup>1)</sup>	[dB (A)]	< 60	< 58	< 59	< 60	< 60
Flow rate with respect to atmosphere <sup>2)</sup>	[l/min]	350	800	1700	3200	5000
Product weight	[g]	0.4	1.2	2.6	5.2	10.5

1) Measured at 0.6 MPa with respect to atmosphere at a distance of 1 m

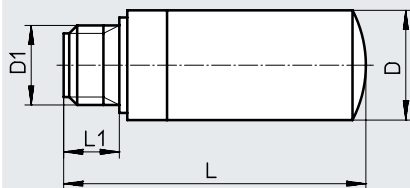
2) Measured at p1 = 0.6 MPa

Operating and environmental conditions		
Operating pressure	[MPa]	0 ... 1
	[bar]	0 ... 10
Operating medium	Compressed air to ISO 8573-1:2010 [7:-:-]	
Note on the operating/pilot medium	Lubricated operation possible	
Ambient temperature	[°C]	-10 ... +70

Materials	
Screwed trunnion	PU
Silencer insert	PU
Note on materials	RoHS-compliant

### Dimensions

Download CAD data → [www.festo.com](http://www.festo.com)

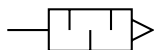


Ordering data						
Pneumatic connection	D	L	L1	Part no.	Type	PU <sup>1)</sup>
D1	∅					
M5	7.8 +0.1/-0.3	19.4 +0.6/-0.8	4.5 ±0.2	165003	UC-M5	1
				534217	UC-M5-50	50
M7	9.8 -0.4	30.7 +0.6/-0.8	5.5 -0.5	161418	UC-M7	1
				534218	UC-M7-50	50
G1/8	13.8 +0.2/-0.3	38.0 +0.8/-1.0	6.5 ±0.1	161419	UC-1/8	1
				534219	UC-1/8-50	50
G1/4	17.8 -0.3	50.8 +0.8/-1.0	8.5 ±0.15	165004	UC-1/4	1
				534220	UC-1/4-20	20
G3/8	22.1 -0.4	69.5 +0.6/-0.8	9.5 ±0.1	1707427	UC-3/8	1
				576759	UC-3/8-20	20

1) Packaging unit

## Datasheet

### Function



- For solenoid valves VUVB-ST12/ valve terminal VTUB-12
- Mounting via PIN (spring clip), included in the scope of delivery of the valve



General technical data		
Pneumatic connection		Cartridge 10 mm
Mounting position		Any
Noise level <sup>1)</sup>	[dB (A)]	≤ 58
Flow rate with respect to atmosphere <sup>2)</sup>	[l/min]	800
Product weight	[g]	2.0

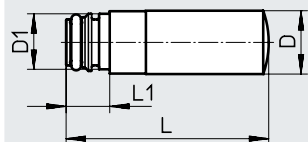
1) Measured at 0.6 MPa with respect to atmosphere at a distance of 1 m

2) Measured at p1 = 0.6 MPa

Operating and environmental conditions		
Operating pressure	[MPa]	0 ... 1
	[bar]	0 ... 10
Operating medium		Compressed air to ISO 8573-1:2010 [7:-:-]
Note on the operating/ pilot medium		Lubricated operation possible
Ambient temperature	[°C]	-5 ... +60

Materials	
Screwed trunnion	PU
Silencer insert	PU
Note on materials	RoHS-compliant

### Dimensions Download CAD data → [www.festo.com](http://www.festo.com)

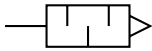


Ordering data	D	D1	L	L1	Part no.	Type	PU <sup>1)</sup>
Pneumatic connection	∅	∅					
Cartridge 10 mm	9.8	8.9	31.4	6.8	1224460	AMTC-P-PC10	1

1) Packaging unit

## Datasheet – Short design

Function



- Suitable for reducing noise at the exhaust ports of pneumatic systems



General technical data		M5	G1/8	G1/4	G3/8	G1/2
Pneumatic connection						
Mounting position		Any				
Noise level <sup>1)</sup>	[dB (A)]	< 71	< 92	< 95	< 92	< 92
Flow rate with respect to atmosphere <sup>2)</sup>	[l/min]	91	615	1000	1545	2745
Product weight	[g]	1.1	5	9.5	17	30

1) Measured at 0.6 MPa with respect to atmosphere at a distance of 1 m

2) Measured at p1 = 0.6 MPa

Operating and environmental conditions	
Operating pressure	[MPa] 0 ... 1 [bar] 0 ... 10
Operating medium	Compressed air to ISO 8573-1:2010 [7:-:-]
Note on the operating/pilot medium	Lubricated operation possible
Ambient temperature	[°C] -40 ... +80
Corrosion resistance class CRC <sup>1)</sup>	1

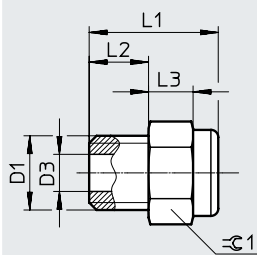
1) Corrosion resistance class CRC 1 to Festo standard FN 940070

Low corrosion stress. Dry internal application or transport and storage protection. Also applies to parts behind covers, in the non-visible interior area, or parts which are covered in the application (e.g. drive trunnions).

Materials	
Screwed trunnion	Brass
Silencer insert	Bronze
Note on materials	RoHS-compliant

### Dimensions

Download CAD data → [www.festo.com](http://www.festo.com)

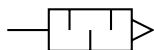


Ordering data		D3	L1	L2	L3	≡C 1	Part no.	Type	PU <sup>1)</sup>
Pneumatic connection	D1	∅	±0.5	±0.1		-0.2			
M5		2.5	8.7	4	3	6	1206621	AMTE-M-H-M5	20
G1/8		6.5	11.8	5.5	3.5	12	1206622	AMTE-M-H-G18	20
G1/4		9	13.8	6.5	4	15	1206623	AMTE-M-H-G14	20
G3/8		12	16.5	7.5	6	19	1206624	AMTE-M-H-G38	10
G1/2		15	19	10	6	24	1206625	AMTE-M-H-G12	10

1) Packaging unit

## Datasheet – Long design

### Function



- Suitable for reducing noise at the exhaust ports of pneumatic systems



General technical data		M3	M5	G1/8	G1/4	G3/8	G1/2	G3/4	G1
Pneumatic connection									
Mounting position		Any							
Noise level <sup>1)</sup>	[dB (A)]	< 55	< 72	< 76	< 83	< 82	< 88	< 85	< 88
Flow rate with respect to atmosphere <sup>2)</sup>	[l/min]	95	255	1735	3140	5430	10500	12400	17235
Product weight	[g]	0.4	1.5	7.5	13	26	43	80	115

1) Measured at 0.6 MPa with respect to atmosphere at a distance of 1 m

2) Measured at p<sub>1</sub> = 0.6 MPa

### Operating and environmental conditions

Operating pressure	[MPa]	0 ... 1
	[bar]	0 ... 10
Operating medium	Compressed air to ISO 8573-1:2010 [7:-:-]	
Note on the operating/pilot medium	Lubricated operation possible	
Ambient temperature	[°C]	-40 ... +80
Corrosion resistance class CRC <sup>1)</sup>	1	

1) Corrosion resistance class CRC 1 to Festo standard FN 940070

Low corrosion stress. Dry internal application or transport and storage protection. Also applies to parts behind covers, in the non-visible interior area, or parts which are covered in the application (e.g. drive trunnions).

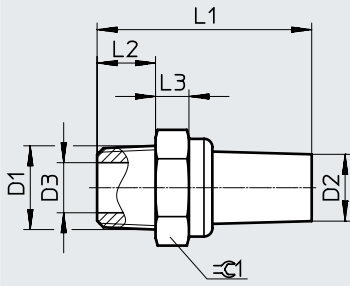
### Materials

Screwed trunnion	Brass
Silencer insert	Bronze
Note on materials	RoHS-compliant

Datasheet – Long design

Dimensions

Download CAD data → [www.festo.com](http://www.festo.com)



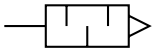
★ Core Range

Ordering data									
Pneumatic connection	D2	D3	L1	L2	L3	≡G1	Part no.	Type	PU <sup>1)</sup>
D1	∅ +0.5	∅	±1	±0.1		-0.2			
M3	2	1.5	14	3	2	4	1231120	AMTE-M-LH-M3	20
M5	3	2.5	19.8	4	3	6	★ 1205858	AMTE-M-LH-M5	20
G1/8	8	6.5	23.7	5.5	3.5	12	★ 1205860	AMTE-M-LH-G18	20
G1/4	10	9	29	6.5	4	15	★ 1205861	AMTE-M-LH-G14	20
G3/8	12	12	41	7.5	6	19	★ 1205862	AMTE-M-LH-G38	10
G1/2	16	15	46.5	10	6	24	★ 1205863	AMTE-M-LH-G12	10
G3/4	20.5	20	50	10	6	30	1205864	AMTE-M-LH-G34	10
G1	20.5	26	59	10	6	36	1205865	AMTE-M-LH-G1	10

1) Packaging unit

## Datasheet – Long design

Function



- Suitable for reducing noise at the exhaust ports of pneumatic systems



General technical data		10-32 UNF-2A	1/8 NPT	1/4 NPT	3/8 NPT	1/2 NPT
Pneumatic connection		10-32 UNF-2A	1/8 NPT	1/4 NPT	3/8 NPT	1/2 NPT
Mounting position		Any				
Noise level <sup>1)</sup>	[dB (A)]	< 71	< 77	< 82	< 83	< 85
Flow rate with respect to atmosphere <sup>2)</sup>	[l/min]	260	1615	3080	5365	9240
Product weight	[g]	1.7	9	17	29	46

1) Measured at 0.6 MPa with respect to atmosphere at a distance of 1 m

2) Measured at p<sub>1</sub> = 0.6 MPa

Operating and environmental conditions	
Operating pressure	[MPa] [bar]
	0 ... 1 0 ... 10
Operating medium	Compressed air to ISO 8573-1:2010 [7:-:-]
Note on the operating/ pilot medium	Lubricated operation possible
Ambient temperature	[°C]
	-40 ... +80
Corrosion resistance class CRC <sup>1)</sup>	1

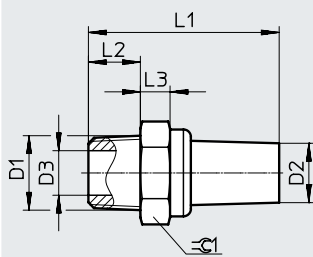
1) Corrosion resistance class CRC 1 to Festo standard FN 940070

Low corrosion stress. Dry internal application or transport and storage protection. Also applies to parts behind covers, in the non-visible interior area, or parts which are covered in the application (e.g. drive trunnions).

Materials	
Screwed trunnion	Brass
Silencer insert	Bronze
Note on materials	RoHS-compliant

### Dimensions

Download CAD data → [www.festo.com](http://www.festo.com)

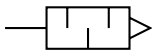


Ordering data	D2	D3	L1	L2	L3	R1	Part no.	Type	PU <sup>1)</sup>
Pneumatic connection D1	∅ +0.5	∅	±1	±0.1		-0.2			
10-32 UNF-2A	3	2.5	20.3	4	3.5	6	1206994	AMTE-M-LH-U10	20
1/8 NPT	8	6	25.7	7	4	12	1206989	AMTE-M-LH-N18	20
1/4 NPT	10	9	34.5	11	5	15	1206990	AMTE-M-LH-N14	20
3/8 NPT	12	11.5	43.2	11	5.5	19	1206991	AMTE-M-LH-N38	10
1/2 NPT	16	15	49	13	5.5	24	1206992	AMTE-M-LH-N12	10

1) Packaging unit

## Datasheet

Function



- Use only for vacuum generators VN-T2/T3
- Special minimal resistance silencer
- Facilitates trouble-free operation of the vacuum generator



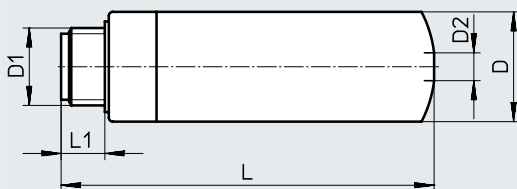
General technical data					
Pneumatic connection	M5	M7	G1/8	G1/4	
Mounting position	Any				
Design	Open silencer				
Product weight [g]	0.5	2.5	5	8	

Operating and environmental conditions					
Pneumatic connection	M5	M7	G1/8	G1/4	
Operating pressure [MPa]	0 ... 0.8				
[bar]	0 ... 8				
Operating medium	Compressed air to ISO 8573-1:2010 [7:4:4]				
LABS (PWIS) conformity	VDMA24364-B1/B2-L				
Ambient temperature [°C]	-10 ... +60				

Materials					
Pneumatic connection	M5	M7	G1/8	G1/4	
Screwed trunion	PU				
Silencer insert	PU				
Note on materials	Free of copper and PTFE				
	RoHS-compliant				

### Dimensions

Download CAD data → [www.festo.com](http://www.festo.com)

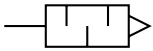


Ordering data						
Pneumatic connection	D	D2	L	L1	Part no.	Type
D1	∅	∅				
M5	7.8	2.1	19.3	4.5	<b>8141085</b>	<b>UO-M5</b>
M7	9.8	3	36.7	5.5	<b>197582</b>	<b>UO-M7</b>
G1/8	13.8	3.5	48	6.5	<b>197583</b>	<b>UO-1/8</b>
G1/4	17.8	5.3	62.3	8.5	<b>197584</b>	<b>UO-1/4</b>



## Datasheet

### Function



- Use only for vacuum generators VN-T4/T6
- Special minimal resistance silencer
- Facilitates trouble-free operation of the vacuum generator
- Silencer extension for extending the silencer for further noise reduction



General technical data		UOM-1/4	UOM-3/8	UOMS-1/4	UOMS-3/8
Type		UOM-1/4	UOM-3/8	UOMS-1/4	UOMS-3/8
Pneumatic connection		G1/4	G3/8	-	
Design		Open silencer			
Type of mounting		Screw-in		Snap-in	
Mounting position		Any			
Type of seal on screwed trunnion		No seal			
Product weight	[g]	11.1	22.7	8.6	17.5

Operating and environmental conditions			
Operating pressure of vacuum generator	[MPa]	0 ... 0.8	
	[bar]	0 ... 8	
	[psi]	0 ... 116	
Ambient temperature	[°C]	0 ... +60	
Corrosion resistance class	CRC <sup>(1)</sup>	2	

1) Corrosion resistance class CRC 2 to Festo standard FN 940070

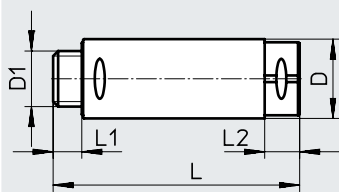
Moderate corrosion stress. Indoor applications in which condensation can occur. External visible parts with primarily decorative surface requirements which are in direct contact with a normal industrial environment.

Materials	
Housing	POM
Inner pipe	Wrought aluminium alloy
Screwed trunnion	POM
Silencer insert	Polyurethane foam
Note on materials	Free of copper and PTFE

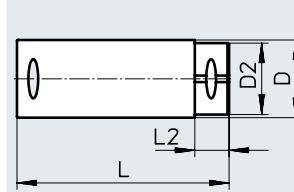
### Dimensions

Download CAD data → [www.festo.com](http://www.festo.com)

#### UOM



#### UOMS



Ordering data		D	D2	L	L1	L2	Part no.	Type
Pneumatic connection		∅	∅					
D1								
<b>Silencers</b>								
G1/4		17.8	-	73	8	10		UOM-1/4
G3/8		23.8	-	74	8.6	10.5	538433	UOM-3/8
<b>Silencer extension</b>								
For UOM-1/4		17.8	16	64.5	-	10	538436	UOMS-1/4
For UOM-3/8		23.8	22	65.2	-	10.5	538437	UOMS-3/8