

Push-in T-connectors NEDU, universal

Technical data

T-adapter FB-TA

- For fieldbus connection (valve terminal type 03, CPV and installation system CPI)
- Branch line for connecting and disconnecting fieldbus components
- Connected fieldbus components can be disconnected without interrupting signal transmission (to other components)



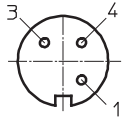
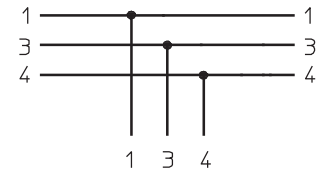
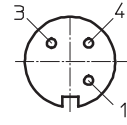
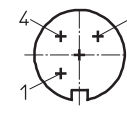
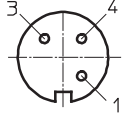
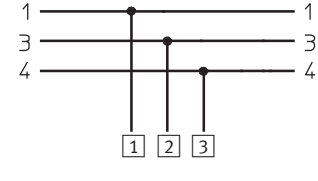
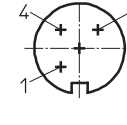
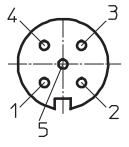
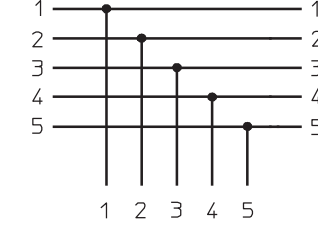
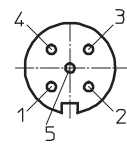
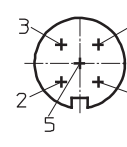
General technical data		
Type	FB-TA	FB-TA-M12
Electrical connection	Plug M12x1, 5-pin	Plug M12x1, 5-pin
	Socket M12x1, 5-pin	Sockets M8x1, 5-pin
Cable composition [mm ²]	2x 0.25	–
Type of mounting	Via union nut	Via through-hole
Mounting position	Any	–
Operating voltage range	[V AC] Max. 10	–
	[V DC] Max. 30	10 ... 30
Acceptable current load [A]	4	4
Cable diameter [mm]	5	–
Protection class to EN 60529	IP67	IP67

Materials		
Type	FB-TA	FB-TA-M12
Housing	PA	PA
Cable sheath	PVC	–
Pin contact	Nickel-plated and tin-plated brass	Gold-plated bronze

Operating and environmental conditions		
Ambient temperature [°C]	–25 ... +90	

Push-in T-connectors NEDU, universal

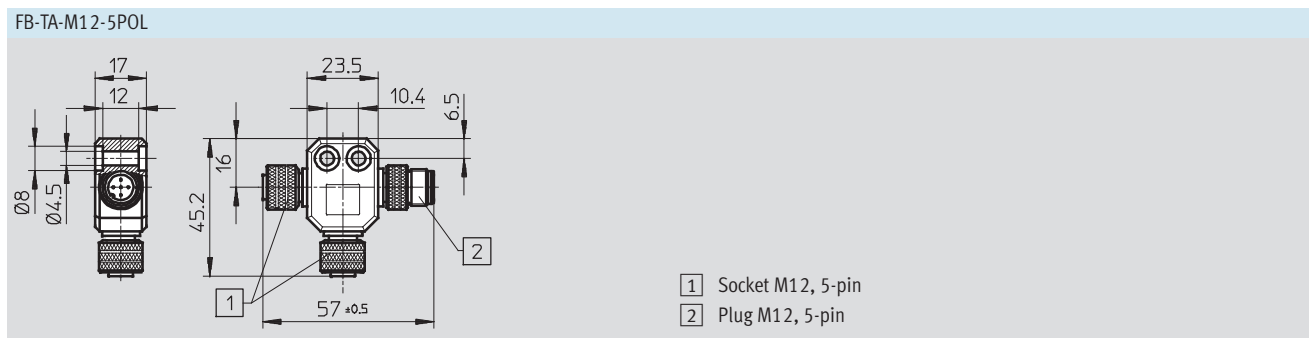
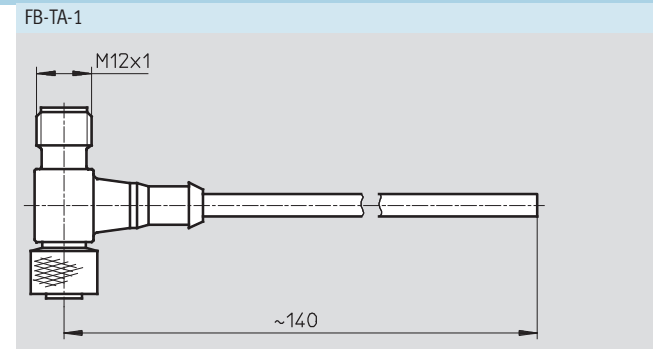
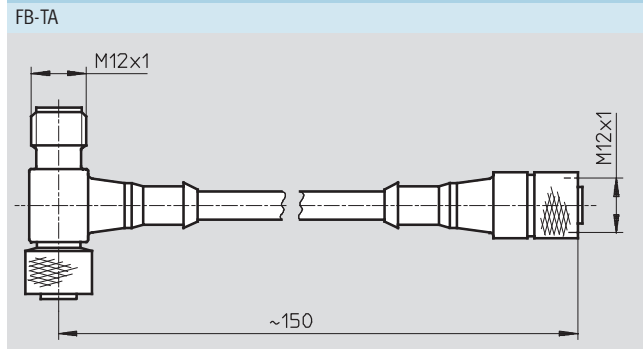
Technical data

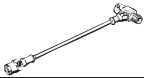

Circuitry (socket/plug view)								
FB-TA								
Socket	Circuitry	Plug						
	 							
FB-TA-1								
Socket	Circuitry	Plug						
	 <table border="1" data-bbox="470 1086 574 1176"> <tr> <td>1</td> <td>White</td> </tr> <tr> <td>2</td> <td>Black</td> </tr> <tr> <td>3</td> <td>Shield</td> </tr> </table>	1	White	2	Black	3	Shield	
1	White							
2	Black							
3	Shield							
FB-TA-M12-5POL								
Socket	Circuitry	Plug						
	 							

Push-in T-connectors NEDU, universal

Technical data

Dimensions Download CAD data → www.festo.com



Ordering data				
	Electrical connection	Product weight [g]	Part No.	Type
	Socket/plug, 5-pin, M12	37	18498	FB-TA
		23	18499	FB-TA-1
	Socket/plug, 5-pin, M12	39	171175	FB-TA-M12-5POL