
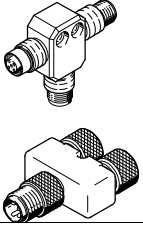
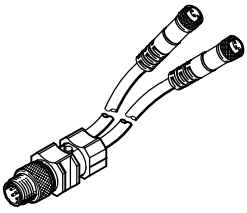
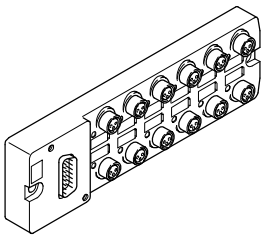


Distributor, universal



Distributor, universal

Product range overview

Function	Design	Design	Type	Connection technology	Degree of protection	→ Page/ Internet
T-distributor		Round plug M12				
		3-pin	NEDU-L2R1-V8-M12G5-M12G5	1x socket M12, 5-pin 1x plug M12, 2-pin	IP65, IP67	3
		4-pin	NEDU-M12D4-M12T4-IS	2x socket M12, 4-pin	IP65, IP67	5
		5-pin	FB-TA-M12	2x socket M12, 5-pin	IP67	7
NEDU-L2R1-V10-M12G5-M12G5	2x socket M12, 5-pin		IP65, IP67	7		
Y-distributor with cable		Socket M12				
		5-pin	NEDU-L1R2-M12G5-M12LE-1R	1x plug M12, 3-pin 1x open end, 2-wire	IP40, IP65, IP68, IP69K	9
		8-pin	NEBV-M12G8-KD-3-M12G4	2x plug M12, 4-pin	IP67	10
		8-pin	NEDU-L1R2-V9-M12G8-...	2x open cable end	IP65, IP67	10
Multiple distributor/ multi-pin plug distributor		Round plug M12				
		8-pin	NEDU-L4R1-M8G3L-M12G8	4x socket M8, 3-pin	IP68	14
			NEDU-L6R1-M8G3L-M12G8	6x socket M8, 3-pin	IP68	14
		Sub-D plug				
		15-pin	MPV-E/A08-M8	8x socket M8, 3-pin	IP65	17
MPV-E/A12-M8	12x socket M8, 3-pin		IP65	17		

T-distributor, plug M12, 4-pin

Technical data

FESTO

Push-in T-connector NEDU-L2R1-V8

- T-adapter
- For IO-Link



General technical data	
Electrical connection 3	Straight plug, M12, 3-pin, A-coded
Electrical connection 1	Straight socket, M12, 5-pin, A-coded
Electrical connection 2	Straight plug, M12, 2-pin, A-coded
Type of mounting	Screw-in
Max. tightening torque [Nm]	0.6
Operating voltage range [V DC]	0 ... 30
Surge strength [kV]	1.5
Acceptable current load [A]	4
Protection class to EN 60529	IP65, IP67, in assembled state
Product weight [g]	28

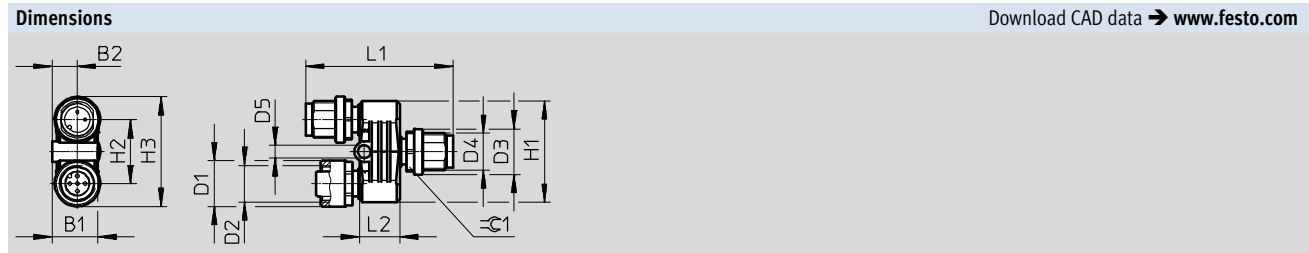
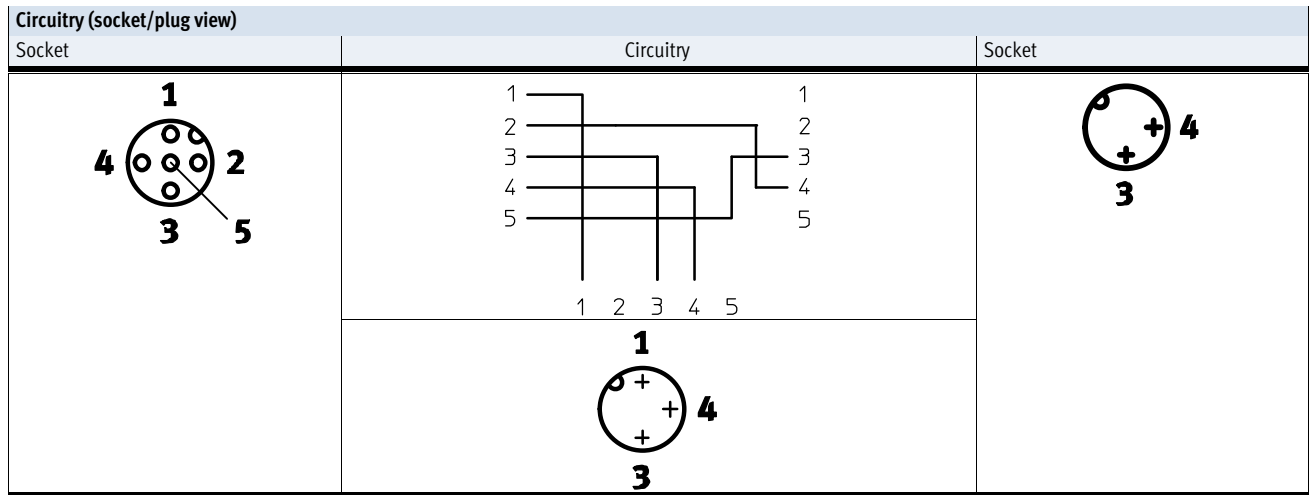
Materials	
Housing	TPE-U(PUR)
Housing colour	Black
Union nut	Die-cast zinc, nickel plated
Seals	FPM
Pin contacts	Gold-plated copper alloy
Note on materials	RoHS-compliant

Operating and environmental conditions	
Ambient temperature [°C]	-25 ... +85
Corrosion resistance class CRC ¹⁾	2
Degree of contamination	3

1) Corrosion resistance class 2 according to Festo standard 940 070
Components subject to moderate corrosion stress. Externally visible parts with primarily decorative surface requirements which are in direct contact with a normal industrial environment or media such as coolants or lubricating agents.

T-distributor, plug M12, 4-pin

Technical data



Type	B1	B2	D1	D2	D3	D4	D5	H1	H2	H3	L1	L2	±0.1
NEDU-L2R1-V8	15	8.3	15	M12	15	M12	4.2	33.3	21	36	48.5	13.2	13

Ordering data			
Electrical connection	Product weight [g]	Part No.	Type
Plug M12 A-coded, 3-pin	28	2839846	NEDU-L2R1-V8-M12G5-M12G5
1x socket M12 A-coded, 5-pin 1x plug M12 A-coded, 2-pin			

T-distributor, plug M12, 4-pin

Technical data

FESTO

Push-in T-connector NEDU-M

• T-adapter



General technical data	
Type of mounting	Screw-in
Connection frequency	100
Operating voltage range [V DC]	0 ... 30
Protection class to EN 60529	IP65, IP67
Based on standard	EN 61076-2-101
Max. tightening torque [Nm]	0.5
Product weight [g]	25.5

Materials	
Type	NEDU-M12D4-M12T4-IS
Housing	Reinforced TPE-U(PU) Die-cast zinc
Pin contacts	Gold-plated copper alloy
Union nut	PA reinforced
Seals	FPM
Note on materials	RoHS-compliant

Operating and environmental conditions	
Ambient temperature [°C]	-25 ... +85
Corrosion resistance class CRC	3 ¹⁾

1) Corrosion resistance class 3 according to Festo standard 940 070
Components subject to high corrosion stress. Externally visible parts with primarily functional surface requirements which are in direct contact with a normal industrial environment or media such as solvents and cleaning agents.

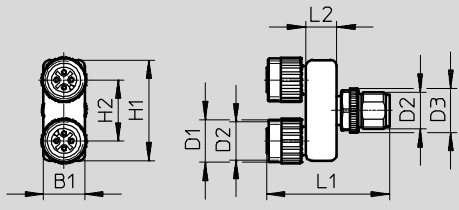
Circuitry (socket/plug view)		
Socket	Circuitry	Socket

T-distributor, plug M12, 4-pin

Technical data

Dimensions

Download CAD data → www.festo.com



Type	B1	D1	D2	D3	H1	H2	L1	L2
NEDU-M12D4-M12T4-IS	13.5	14 ∅	M12	14.4 ∅	33	20	40.3	10

Ordering data

Electrical connection	Part No.	Type
Plug M12, A-coded, 4-pin	562248	NEDU-M12D4-M12T4-IS

T-distributor, plug M12, 5-pin

Technical data

FESTO

T-adapter

FB-TA

NEDU-L2R1-V10

- T-adapter
- Branch line for connecting and disconnecting fieldbus components
- Connected fieldbus components can be disconnected without interrupting signal transmission (to other components)



General technical data		
Type	FB-TA	NEDU-L2R1-V10
Electrical connection 3	Plug, M12, 5-pin	Straight plug, M12, 5-pin, A-coded
Electrical connection 1	Socket, M12, 5-pin	Straight socket, M12, 5-pin, A-coded
Electrical connection 2	Socket, M12, 5-pin	Straight socket, M12, 5-pin, A-coded
Type of mounting	Via through-hole	Screw-in
Max. tightening torque [Nm]	–	0.6
Operating voltage range [V DC]	10 ... 30	0 ... 30
Surge strength [kV]	–	1.5
Acceptable current load [A]	4	4
Protection class to EN 60529	IP67, in assembled state	IP65, IP67, in assembled state

Materials		
Type	FB-TA	NEDU-L2R1-V10
Housing	–	TPE-U(PUR)
Housing colour	–	Black
Union nut	–	Die-cast zinc, nickel plated
Seals	–	FPM
Pin contacts	–	Gold-plated copper alloy
Note on materials	–	RoHS-compliant

Operating and environmental conditions		
Type	FB-TA	NEDU-L2R1-V10
Ambient temperature [°C]	–25 ... +90	–25 ... +85
Corrosion resistance class CRC ¹⁾	–	2
Degree of contamination	–	3

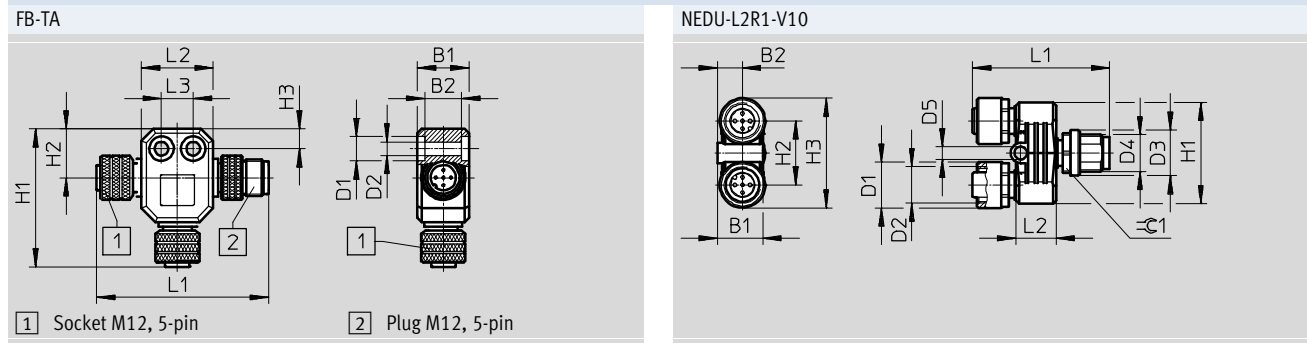
1) Corrosion resistance class 2 according to Festo standard 940 070
Components subject to moderate corrosion stress. Externally visible parts with primarily decorative surface requirements which are in direct contact with a normal industrial environment or media such as coolants or lubricating agents.

T-distributor, plug M12, 5-pin

Technical data

Circuitry (socket/plug view)		
	Circuitry	
FB-TA		
NEDU-L2R1-V10		

Dimensions Download CAD data → www.festo.com



Type	B1	B2	D1	D2	D3	D4	D5	H1	H2	H3	L1	L2	L3	⌀ 1
FB-TA	17	12	8	4.5	-	-	-	45.2	16	6.5	57	23.5	10.4	-
NEDU-L2R1-V10	15	8.3	15	M12	15	M12	4.2	33.3	21	36	45	13.2	-	13

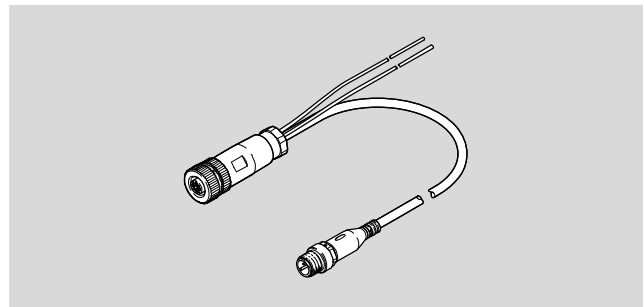
Ordering data			
Electrical connection	Product weight [g]	Part No.	Type
Plug M12, 5 pin	-	171175	FB-TA-M12-5POL
	25	2839867	NEDU-L2R1-V10-M12G5-M12G5

Y-distributor with cable, socket M12, 5-pin

Technical data

Distributor NEDU-L1R2-V9

- Y-distributor
- For IO-Link®
- Enables separate supply of load voltage



General technical data	
Design	Y-distributor with cable on controller side
Distributor type	1 to 2
Cable designation	Without label holder
Based on standard	EN 61076-2-101
Additional functions	Additional supply for port B
Contact durability	100

Technical data – Electrical connection 1	
Function	Field device side
Connection type	Socket
Cable outlet	Straight
Design	Round
Connection technology	M12x1, A-coded, to EN 61076-2-101
Number of pins/wires	5
Assigned pins/wires	5
Type of mounting	Screw-type lock with 18 mm A/F hexagon and longitudinal knurl

Technical data – Electrical connection 2	
Function	IO-Link®
	Communication
Connection type	Plug
Cable outlet	Straight
Design	Round
Connection technology	M12x1, A-coded, to EN 61076-2-101
Number of pins/wires	3
Assigned pins/wires	3
Type of mounting	Screw-type lock with 13 mm A/F hexagon and longitudinal knurl

Technical data – Electrical connection 3	
Function	Additional supply
Connection type	2x single wires
Connection technology	Open end
Number of pins/wires	2
Assigned pins/wires	2

Y-distributor with cable, socket M12, 5-pin

Technical data

Technical data – Electrical components		
Nominal operating voltage	[V DC]	24
Operating voltage range	[V DC]	0 ... 30
Surge resistance	[kV]	0.8
Current rating at 40 °C	[A]	4
Protective earth connection		Not available
Shielding		No

Technical data – Cable 1		
Cable diameter	[mm]	4.5
Cable diameter tolerance	[mm]	±0.1
Cable composition	[mm ²]	3x0.25
Conductor nominal cross section	[mm ²]	0.25
Cable characteristic		For static applications
Bending radius, fixed cable installation	[mm]	≥13.5
Cable length	[m]	1

Technical data – Cable 2		
Cable diameter	[mm]	1.75
Cable diameter tolerance	[mm]	±0.05
Cable composition	[mm ²]	2x0.5
Conductor nominal cross section	[mm ²]	0.5
Cable characteristic		For static applications
Bending radius, fixed cable installation	[mm]	≥6
Cable length	[m]	1

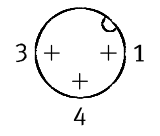
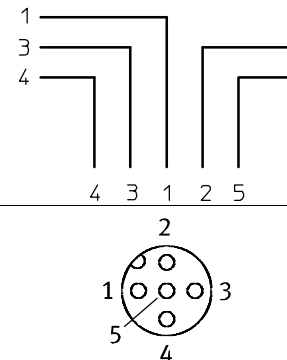
Materials	
Housing	PA
	TPE-U(PUR)
Housing colour	Black
Screw-type lock	Nickel-plated brass
	Die-cast zinc, nickel-plated
Seals	NBR
Pin contacts	Nickel-plated and gold-plated bronze
	Gold-plated brass
Cable sheath	TPE-U(PUR)
Cable sheath colour	Grey
Insulating sheath	PVC
Note on materials	RoHS-compliant

Y-distributor with cable, socket M12, 5-pin

Technical data

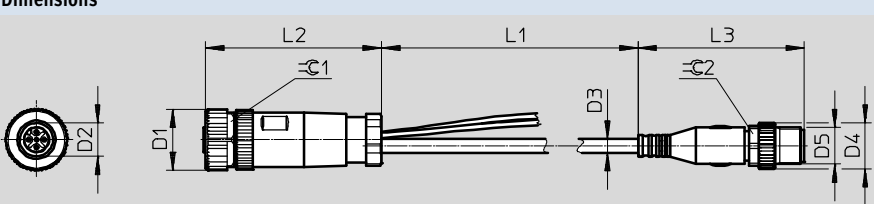
Operating and environmental conditions	
Ambient temperature [°C]	-30 ... +80
Storage temperature [°C]	-30 ... +80
Degree of protection	IP65
	IP68
	IP69K
Note on degree of protection	In assembled state
	IP40 for socket M12
Corrosion resistance class CRC ¹⁾	1
Contamination level	3

1) Corrosion resistance class CRC 1 to Festo standard FN 940070
 Low corrosion stress. For dry indoor applications or transport and storage protection. Also applies to parts behind covers, in the non-visible interior area, and parts which are covered in the application (e.g. drive trunnions).

Electrical connection 2	Circuitry	Electrical connection 3
		Wire colour ¹⁾
		RD
		BK

1) To IEC 757

Dimensions Download CAD data → www.festo.com



Type	D1	D2	D3	D4	D5	L1	L2	L3	∅C1	∅C2
NEDU-L1R2	20.2	M12x1	4.5	15	M12x1	1000	54	54.5	18	13

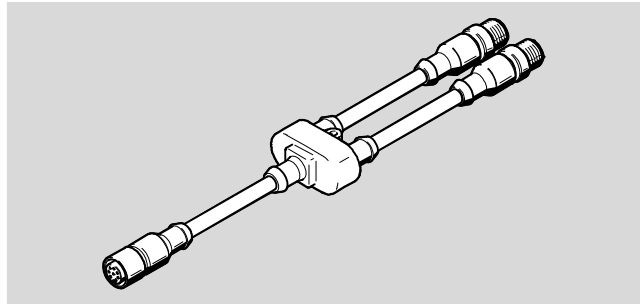
Ordering data			
Electrical connection	Product weight [g]	Part No.	Type
Socket M12, 5-pin	78	8091516	NEDU-L1R2-M12G5-M12LE-1R

Y-distributors with cable, M12 socket, 8-pin

Technical data

Connecting cable NEBV-M12G8
DUO cable NEDU-L1R2-V9

- Y-distributor
- For proportional pressure regulators



General technical data		
Type	NEBV-M12G8	NEDU-L1R2-V9
Design	Y-distributor with cables on both sides	Y-distributor with cable on field device and controller sides
Distributor type	1 to 2	1 to 2
Type of mounting	Via through-hole for M3 screw	-
Cable identification	Without inscription label holder	Without inscription label holder
Based on standard	-	EN 61076-2-101
Conforms to standard	DIN 47100, EN 61076-2-101	-
Additional functions	Distribution of the analogue inputs and outputs of a proportional pressure regulator	Connection of sensor and controller to proportional pressure regulator

Technical data – Electrical connection 1		
Type	NEBV-M12G8	NEDU-L1R2-V9
Function	Field device side	
Connection type	Socket	
Cable outlet	Straight	
Design	Round	
Connection technology	M12x1, A-coded to EN 61076-2-101	
Number of pins/wires	8	
Assigned pins/wires	5	6
Type of mounting	Screw lock	

Technical data – Electrical connection 2		
Type	NEBV-M12G8	NEDU-L1R2-V9
Function	Controller side	
Connection type	Plug connector	Cable
Cable outlet	Straight	-
Design	Round	-
Connection technology	M12x1, A-coded to EN 61076-2-101	Open end
Number of pins/wires	4	5
Assigned pins/wires	4	5
Type of mounting	Screw lock	-

Technical data – Electrical connection 3		
Type	NEBV-M12G8	NEDU-L1R2-V9
Function	Controller side	Field device side
Connection type	Plug connector	Cable
Cable outlet	Straight	-
Design	Round	-
Connection technology	M12x1, A-coded to EN 61076-2-101	Open end
Number of pins/wires	4	3
Assigned pins/wires	3	3
Type of mounting	Screw lock	-

Y-distributors with cable, M12 socket, 8-pin

FESTO

Technical data

Technical data – Electrical		
Operating voltage range	[V DC]	0 ... 30
	[V AC]	0 ... 30
Surge resistance	[kV]	0.8
Current rating at 40°C	[A]	2

Technical data – Cables			
Type		NEBV-M12G8	NEDU-L1R2-V9
Cable diameter 1	[mm]	6.3	5.3
Cable diameter 2	[mm]	6.3	4.5
Cable diameter tolerance	[mm]	±0.2	–
Cable design	[mm ²]	8x0.25	3x0.25
		–	5x0.25
Nominal conductor cross section	[mm ²]	0.25	0.25
Cable characteristic		Standard	–
Bending radius, fixed cable installation	[mm]	≥33	–
Bending radius, flexible cable installation	[mm]	≥66	–

Materials			
Type		NEBV-M12G8	NEDU-L1R2-V9
Housing		TPE-U (PUR)	TPE-U (PUR)
Housing colour		Black	Black
Screw lock		Nickel-plated brass	Nickel-plated brass
Seals		NBR	NBR
Pin contacts		Nickel-plated and gold-plated brass	Gold-plated brass
Cable sheath		TPE-U (PUR)	TPE-U (PUR)
Cable sheath colour		Grey	Grey
Insulating sheath		PP	PVC
Note on materials		RoHS compliant	RoHS compliant
		Halogen-free	–

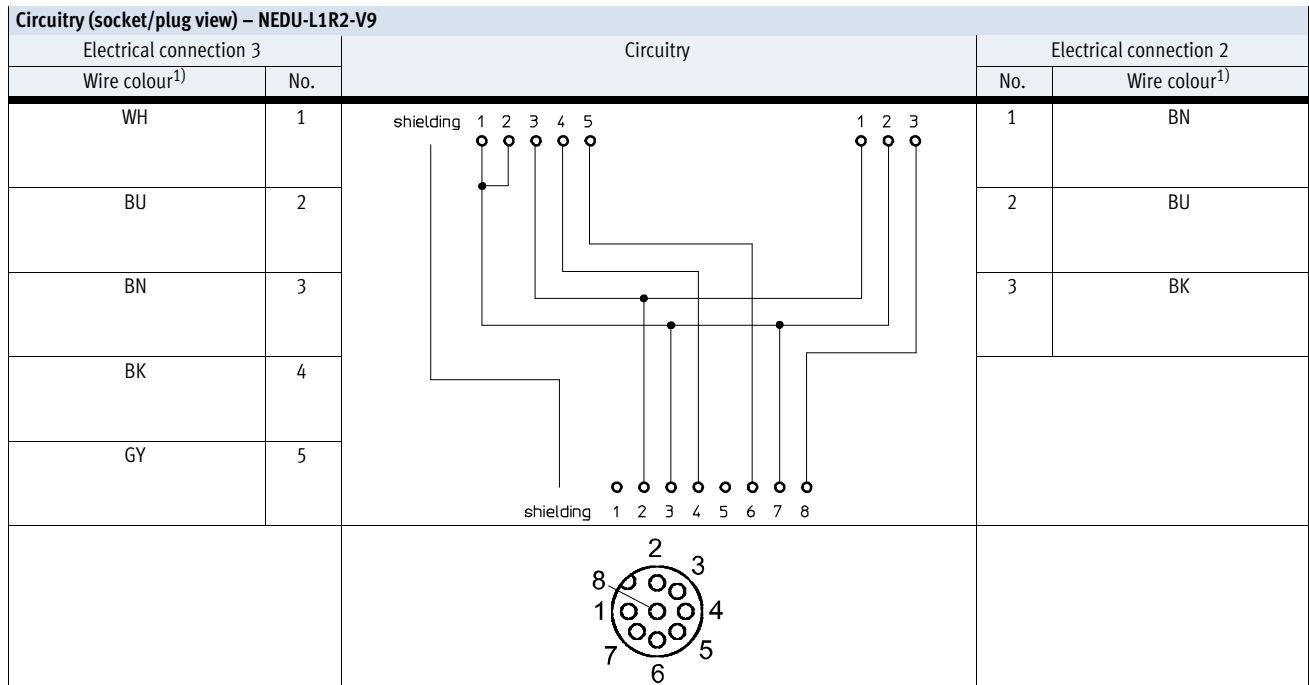
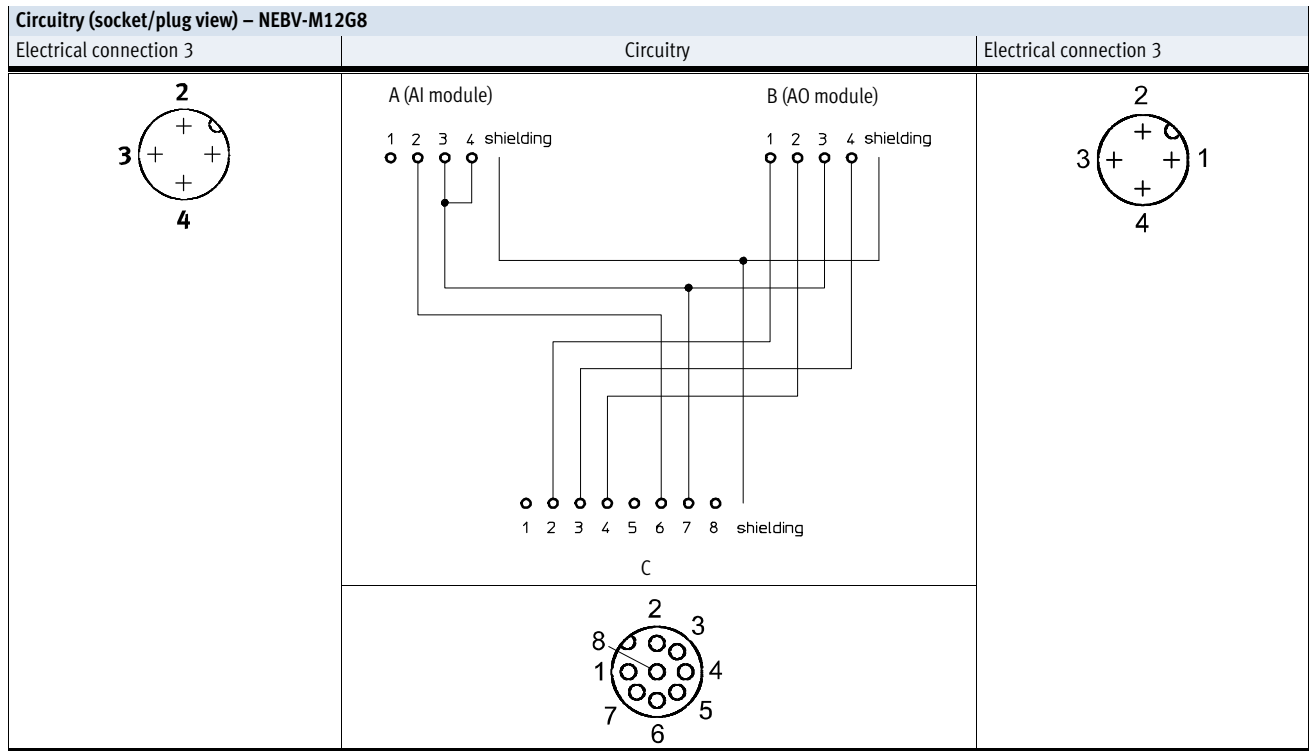
Operating and environmental conditions			
Type		NEBV-M12G8	NEDU-L1R2-V9
Ambient temperature	[°C]	–25 ... +80	
Ambient temperature with flexible cable installation	[°C]	–5 ... +80	
Degree of protection		IP67	IP65, IP67
Note on degree of protection		In mounted state	In mounted state
Corrosion resistance class CRC ¹⁾		2	
Contamination level		3	

1) Corrosion resistance class CRC 2 to Festo standard FN 940070

Moderate corrosion stress. Indoor applications in which condensation may occur. External visible parts with primarily decorative requirements for the surface and which are in direct contact with the ambient atmosphere typical for industrial applications.

Y-distributors with cable, M12 socket, 8-pin

Technical data



1) To IEC 757

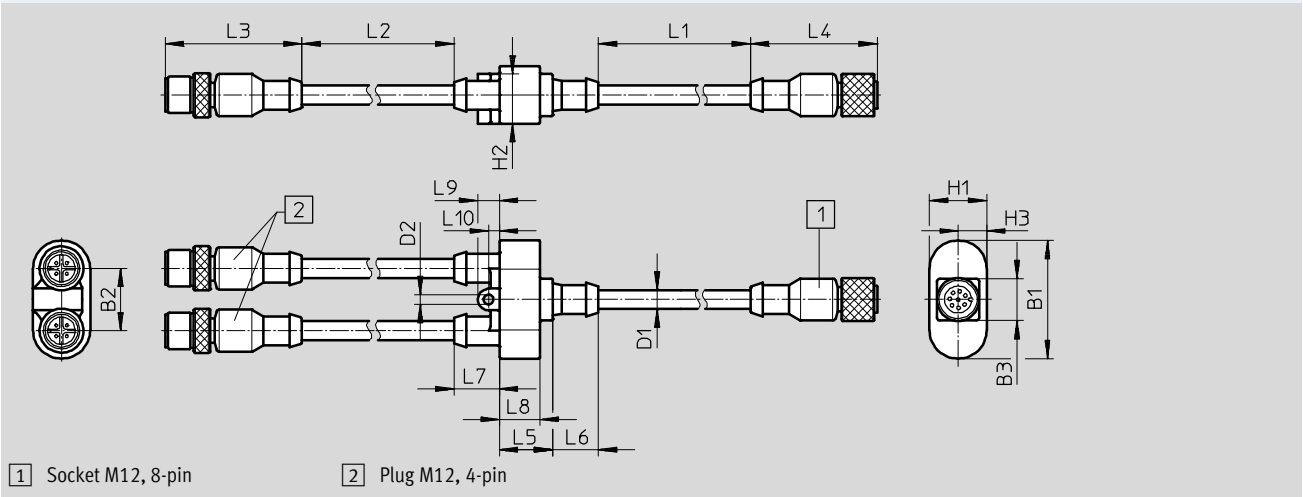
Y-distributors with cable, M12 socket, 8-pin

Technical data


Dimensions

Download CAD data → www.festo.com

NEBV-M12G8



NEDU-L1R2-V9



Type	B1	B2	B3	D1	D2	D6	D7	D8	H1	H2	H3	L1	L2	L3	L4	L5	L6	L7	L8	L9	L10
NEBV-M12G8	38.8	20.5	13.8	6.3	3.2	-	-	-	18.8	16.3	9.4	2500	500	44.9	41.7	17.5	15	15	13.3	7.1	3.6
NEDU-L1R2-V9	-	-	-	14.5	M12	20	4.5	5.3	-	-	-	5000	51.6	-	-	-	-	-	-	-	-

Ordering data

Electrical connection	Product weight [g]	Part No.	Type
M12 socket, 8-pin	-	547888	NEBV-M12G8-KD-3-M12G4
M12 socket, 8-pin	377	2903567	NEDU-L1R2-V9-M12G8-E-LE5-5R1-LE3-5R2

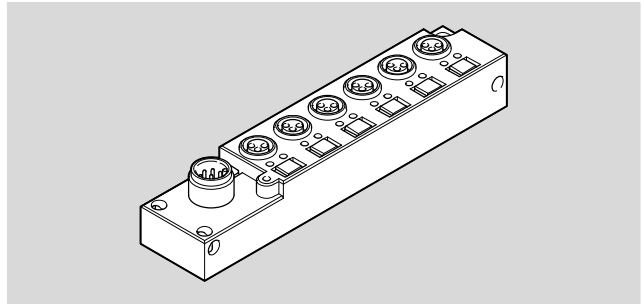
Multi-pin plug distributor, plug M12, 8-pin, socket M8, 3-pin

Technical data

FESTO

Multi-pin plug distributor NEDU-L

- Multi-pin plug distributor
- Particularly compact



General technical data	
Electrical connection	Straight plug, M12, 8-pin
	Straight socket, M8, 3-pin
Mounting position	Any
Operating voltage range [V DC]	10 ... 30
Acceptable current load [A]	3
Acceptable current load per slot [A]	2
Ready status display	Green LED
Status display	Yellow LED
Protection class to EN 60529	IP68

Materials	
Housing	PBT, reinforced
Housing colour	Grey
Seals	FPM
Pin contacts	Nickel-plated and gold-plated
Socket	Nickel-plated brass
Note on materials	RoHS-compliant

Operating and environmental conditions	
Ambient temperature [°C]	-20 ... +80
Corrosion resistance class CRC ¹⁾	3

1) Corrosion resistance class 3 according to Festo standard 940 070
Components subject to high corrosion stress. Externally visible parts with primarily functional surface requirements which are in direct contact with a normal industrial environment or media such as solvents and cleaning agents.

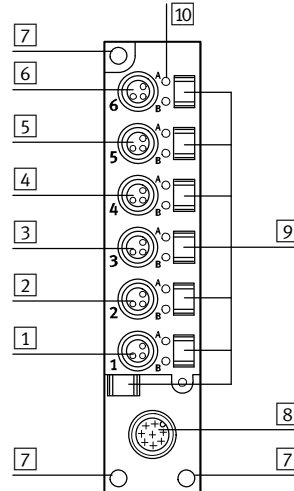
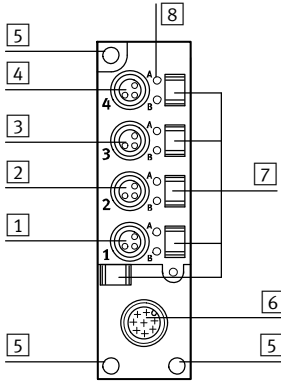
Multi-pin plug distributor, plug M12, 8-pin, socket M8, 3-pin

Technical data

Connection and display components

NEDU-L4R1-M8G3L-M12G8

NEDU-L6R1-M8G3L-M12G8



- 1 Sensor connection, location 1
- 2 Sensor connection, location 2
- 3 Sensor connection, location 3
- 4 Sensor connection, location 4
- 5 Mounting holes
- 6 Multi-pin plug connection
- 7 Holder for inscription label (ASLR-L-55)
- 8 LED for status display

- 1 Sensor connection, location 1
- 2 Sensor connection, location 2
- 3 Sensor connection, location 3
- 4 Sensor connection, location 4
- 5 Sensor connection, location 5
- 6 Sensor connection, location 6
- 7 Mounting holes
- 8 Multi-pin plug connection
- 9 Holder for inscription label (ASLR-L-55)
- 10 LED for status display


Circuitry (socket/plug view)

Individual connection		Allocation		Multi-pin plug connection	
	Location	Pin		Pin	
	1	1	+UB	5	
		3	-UB	7	
		4	Input 1	1	
	2	1	+UB	5	
		3	-UB	7	
		4	Input 2	2	
	3	1	+UB	5	
		3	-UB	7	
		4	Input 3	3	
	4	1	+UB	5	
		3	-UB	7	
		4	Input 4	4	
	5	1	+UB	5	
		3	-UB	7	
		4	Input 5	6	
	6	1	+UB	5	
		3	-UB	7	
		4	Input 6	8	

Multi-pin plug distributor, plug M12, 8-pin, socket M8, 3-pin

Technical data

Dimensions Download CAD data → www.festo.com



Type	B1	B2	B3	B4	D1 ∅	D2 ∅	H1	H2	H3	L1	L2	L3	L4	L5	L6
NEDU-L4R1-M8G3L-M12G8	24	17	12	8.4	4.2	4.2	23	18.2	9	87	80	14.5	21	13	3.5
NEDU-L6R1-M8G3L-M12G8	24	17	12	8.4	4.2	4.2	23	18.2	9	113	106	14.5	21	13	3.5

Ordering data		Weight [g]	Part No.	Type
Electrical connection	Plug M12, 8 pin	4x socket, M8, 3-pin	574586	NEDU-L4R1-M8G3L-M12G8
		6x socket, M8, 3-pin	574587	NEDU-L6R1-M8G3L-M12G8


Ordering data – Accessories		Part No.	Type		
Designation					
Connecting cable					
	Socket M12, 8-pin, straight	Open cable end, 8-wire	Length: 2 m	525616	SIM-M12-8GD-2-PU
			Length: 5 m	525618	SIM-M12-8GD-5-PU
			Length: 10 m	570008	SIM-M12-8GD-10-PU
Modular system for all types of connecting cables			-		NEBU-... → Internet: nebu
Cover cap					
	Cover cap for sealing unused connections (10 pieces)	For M8 connections	177672	ISK-M8	
Inscription label					
	Inscription labels in frames, pack of 1000	5x5 mm	574590	ASLR-L-55	

Multi-pin plug distributor, plug Sub-D, 15-pin, socket M8, 3-pin

Technical data

Multi-pin plug distributor MPV

- Multi-pin plug distributor



General technical data	
Electrical connection technology for I/O	M8, 3-pin
Type of mounting	Either via H-rail or through-hole
Operating voltage range [V DC]	10 ... 30
Acceptable current load [A]	4
Acceptable current load per slot [A]	1
Protection class to EN 60529	IP65 in mounted status

Materials	
Housing	Reinforced PA6
Socket	Brass

Operating and environmental conditions	
Ambient temperature [°C]	-20 ... +80

Multi-pin plug distributor, plug Sub-D, 15-pin, socket M8, 3-pin

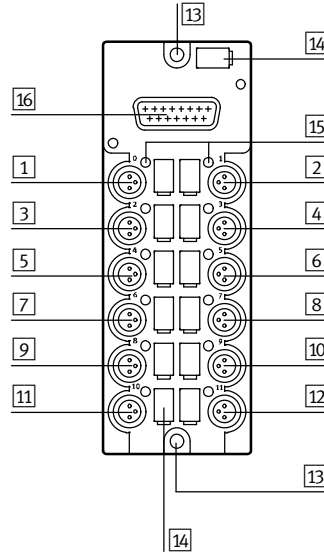
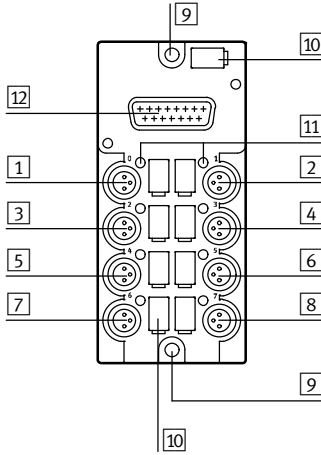
Technical data

FESTO

Connection and display components

MPV-E/A08-M8

MPV-E/A12-M8



- 1 Sensor connection, location 1
- 2 Sensor connection, location 2
- 3 Sensor connection, location 3
- 4 Sensor connection, location 4
- 5 Sensor connection, location 5
- 6 Sensor connection, location 6
- 7 Sensor connection, location 7
- 8 Sensor connection, location 8
- 9 Mounting holes
- 10 Holder for inscription label (IBS-6x10)
- 11 LED for status display
- 12 Multi-pin plug connection

- 1 Sensor connection, location 1
- 2 Sensor connection, location 2
- 3 Sensor connection, location 3
- 4 Sensor connection, location 4
- 5 Sensor connection, location 5
- 6 Sensor connection, location 6
- 7 Sensor connection, location 7
- 8 Sensor connection, location 8
- 9 Sensor connection, location 9
- 10 Sensor connection, location 10
- 11 Sensor connection, location 11
- 12 Sensor connection, location 12
- 13 Mounting holes
- 14 Holder for inscription label (IBS-6x10)
- 15 LED for status display
- 16 Multi-pin plug connection

Circuitry (socket/plug view)

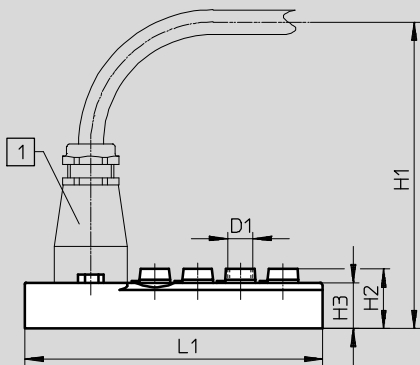
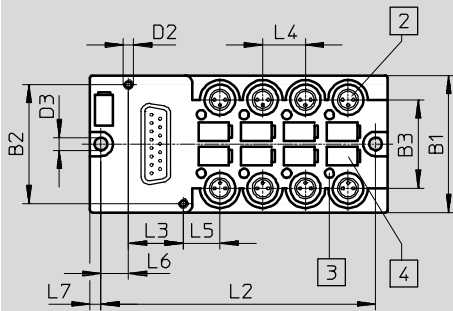
Individual connection	Allocation		Multi-pin plug connection		Allocation		Individual connection	
	Location	Pin	Pin	Pin	Pin	Location	Pin	
	1	1	24 DC V	13	13	2	1	
		3	0 V	14/15	14/15		3	
		4	Input 1	1	2		4	
	3	1	24 DC V	13	13	4	1	
		3	0 V	14/15	14/15		3	
		4	Input 3	3	4		4	
	5	1	24 DC V	13	13	6	1	
		3	0 V	14/15	14/15		3	
		4	Input 5	5	6		4	
	7	1	24 DC V	13	13	8	1	
		3	0 V	14/15	14/15		3	
		4	Input 7	7	8		4	
9	1	24 DC V	13	13	10	1		
	3	0 V	14/15	14/15		3		
	4	Input 9	9	10		4		
11	1	24 DC V	13	13	12	1		
	3	0 V	14/15	14/15		3		
	4	Input 11	11	12		4		

Multi-pin plug distributor, plug Sub-D, 15-pin, socket M8, 3-pin

Technical data

Dimensions

Download CAD data → www.festo.com



- 1 Connecting cable
- 2 Socket M8, 3-pin
- 3 Switching status indication
- 4 Inscription label

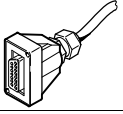
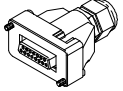

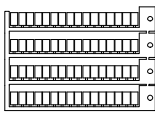
Type	B1	B2	B3	D1	D2	D3 ∅	H1	H2	H3	L1	L2	L3	L4	L5	L6	L7
MPV-E/A08-M8	45	39	29	M8	M3	4.2	126	19.5	15	98	90	18	14	12	9	4
MPV-E/A12-M8	45	39	29	M8	M3	4.2	126	19.5	15	126	118	18	14	12	9	4

Multi-pin plug distributor, plug Sub-D, 15-pin, socket M8, 3-pin

FESTO

Accessories

Ordering data				
Electrical connection		Weight [g]	Part No.	Type
Plug Sub-D, 15-pin	Socket M8x8	100	177669	MPV-E/A08-M8
	Socket M8x12	120	177670	MPV-E/A12-M8

Ordering data – Accessories				
Designation			Part No.	Type
Multi-pin plug connection				
	Plug socket with cable <ul style="list-style-type: none"> • Socket Sub-D, 15-pin • Open cable end, 15-wire 	5 m	177673	KMPV-SUB-D-15-5
		10 m	177674	KMPV-SUB-D-15-10
	Socket Sub-D, 15-pin		177675	SD-SUB-D-BU15
Cover cap				
	Cover cap for sealing unused sockets (10 pieces)	For M8 connections	177672	ISK-M8
Inscription label				
	Inscription labels in frames, pack of 64	6x10 mm	18576	IBS-6x10

Festo - Your Partner in Automation



1 Festo Inc.
5300 Explorer Drive
Mississauga, ON L4W 5G4
Canada

Festo Customer Interaction Center
Tel: 1 877 463 3786
Fax: 1 877 393 3786
Email: customer.service.ca@festo.com



2 Festo Pneumatic
Av. Ceylán 3,
Col. Tequesquináhuac
54020 Tlalnepantla,
Estado de México

Multinational Contact Center
01 800 337 8669
ventas.mexico@festo.com



3 Festo Corporation
1377 Motor Parkway
Suite 310
Islandia, NY 11749

Festo Customer Interaction Center
1 800 993 3786
1 800 963 3786
customer.service.us@festo.com



4 Regional Service Center
7777 Columbia Road
Mason, OH 45040

Connect with us



www.festo.com/socialmedia



www.festo.com

Subject to change