

Connecting cables, Sub-D, 25-pin

Technical data

Connecting cable
NEBV-S1G25
NEBV-S1WA25
NEBV-C-S1WA25

- Connecting cable for multi-pin plug connection
- Pre-assembled
- Straight or angled socket
- Cable lengths 2.5 m, 5 m or 10 m
- 15 or 25 wires
- Sub-D, 25-pin



General technical data	
Electrical connection	Sub-D socket, 25-pin
	Open end
Type of mounting	4-40UNC

Technical data			
Type		NEBV-...-LE15	NEBV-...-LE25
Cable composition	[mm ²]	15 x 0.34	20 x 0.25
	[mm ²]	–	5 x 0.34
Cable diameter	[mm]	9	10.5
Cable characteristics		Standard	Standard
Min. cable bending radius	[mm]	90	105
Max. tightening torque plug connector	[Nm]	0.2	0.2
Nominal operating voltage	[V DC]	24	24
Degree of protection to EN 60529		IP65, IP67	IP65, IP67

Technical data				
Type		NEBV-...-LE25-S6	NEBV-...-LE25-S9	NEBV-...-LE25-S10
Mounting position		Any		
Cable composition	[mm ²]	25 x 0.34		
Cable diameter	[mm]	10.2		
Cable diameter tolerance	[mm]	±0.25		
Cable characteristic		For static applications		
Min. cable bending radius	[mm]	122		
Max. tightening torque plug connector		–	–	0.8
Operating voltage range	[V DC]	0 ... 30		
Acceptable current load at 40 °C	[A]	2.6		
Degree of protection to EN 60529		IP40	IP65, IP67	IP65, IP67, IP69K

Connecting cables, Sub-D, 25-pin

Technical data

Materials		
Type	NEBV-...-LE15	NEBV-...-LE25
Housing	PBT	
Union nut	PA	
Seals	TPE-O	
Cable sheath	PVC	
Note on materials	RoHS-compliant	

Materials			
Type	NEBV-...-LE25-S6	NEBV-...-LE25-S9	NEBV-...-LE25-S10
Housing	Reinforced PC	PA66-GF30	Reinforced PC
Seals	–	–	EPDM
Pin contact	Gold-plated bronze		
Cable sheath	PVC		
Note on materials	RoHS-compliant		

Operating and environmental conditions		
Type	NEBV-...-LE15	NEBV-...-LE25
Ambient temperature with flexible cable installation	[°C] –5 ... +50	–5 ... +50

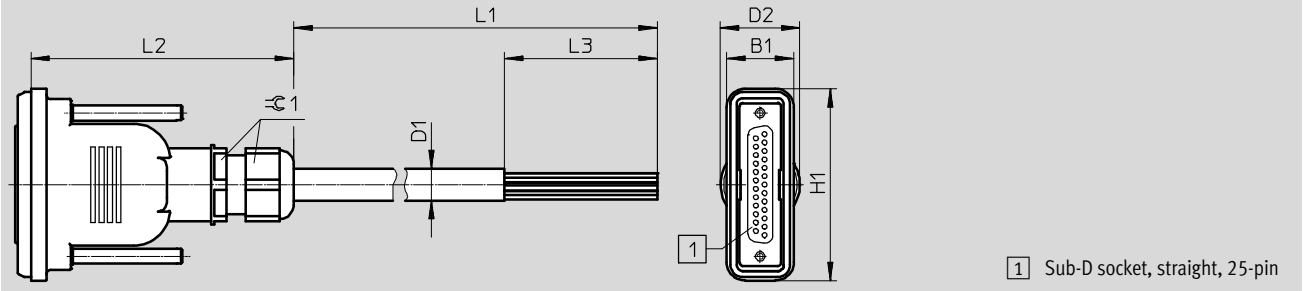
Operating and environmental conditions			
Type	NEBV-...-LE25-S6	NEBV-...-LE25-S9	NEBV-...-LE25-S10
Ambient temperature	[°C] –20 ... +80	–20 ... +80	–
Storage temperature	[°C] –	–	–20 ... +40
Degree of contamination	2	3	3

Connecting cables, Sub-D, 25-pin

Technical data

Dimensions

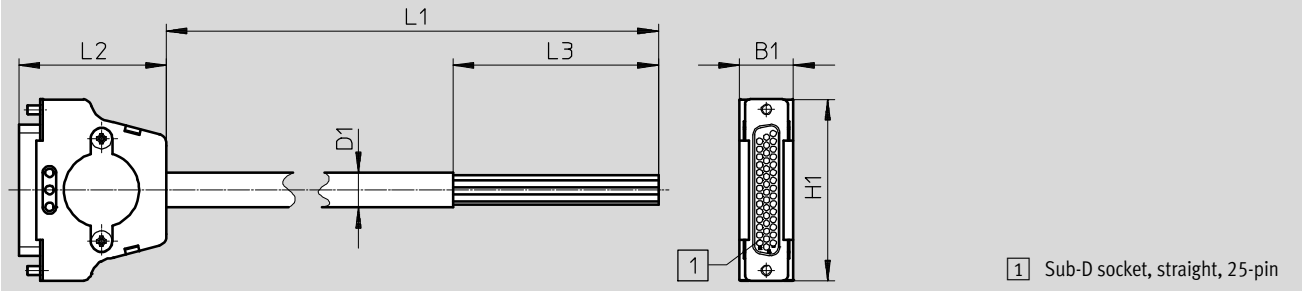
Download CAD data → www.festo.com



Type	B1	D1 ∅	D2 ∅	H1	L1	L2	L3	≈C1
NEBV-S1G25-K-2,5-N-LE15	22	9	26	62.8	2500	86±0.5	60	24
NEBV-S1G25-K-5-N-LE15					5000			
NEBV-S1G25-K-10-N-LE15					10,000			
NEBV-S1G25-K-2.5-N-LE25	22	10.4	26	62.8	2500	86±0.5	50	24
NEBV-S1G25-K-5-N-LE25					5000			
NEBV-S1G25-K-10-N-LE25					10,000			

Dimensions

Download CAD data → www.festo.com

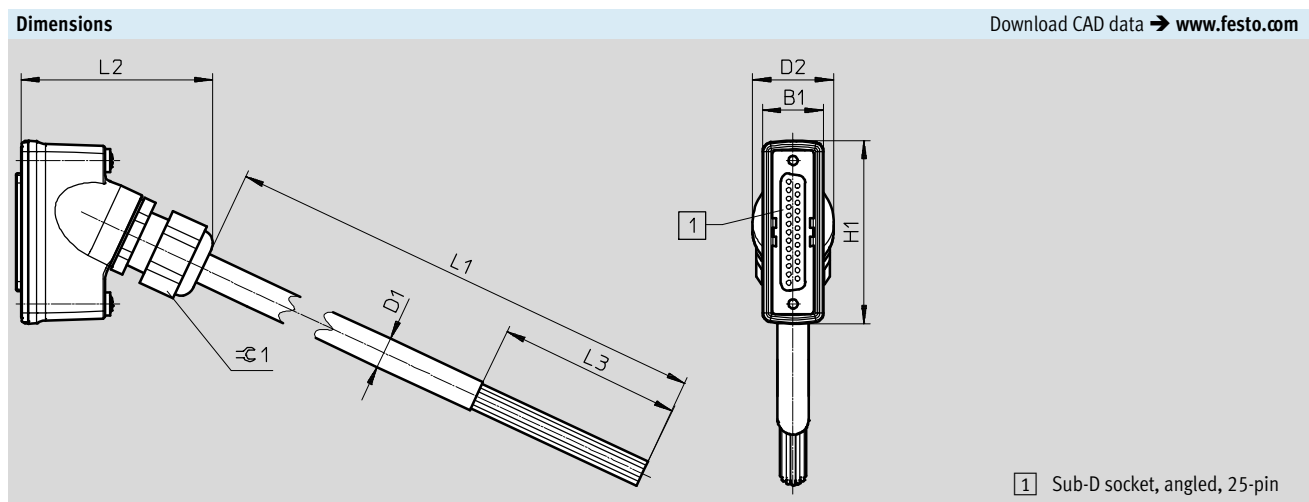


Type	B1	D1 ∅	H1	L1	L2	L3
NEBV-S1G25-K-2.5-N-LE25-S6	15.8	10.2	53	2500	43.1	60
NEBV-S1G25-K-5-N-LE25-S6				5000		
NEBV-S1G25-K-10-N-LE25-S6				10,000		

Connecting cables, Sub-D, 25-pin

Technical data

FESTO



Type	B1	D1 ∅	D2 ∅	H1	L1	L2	L3	≡C1
NEBV-S1WA25-K-2.5-N-LE25-S9	20	10.2	26.5	60	2500	60	60	24
NEBV-S1WA25-K-5-N-LE25-S9					5000			
NEBV-S1WA25-K-10-N-LE25-S9					10,000			
NEBV-C-S1WA25-F-2.5-N-LE25-S10	20	10.2	27	60	2500	60	60	-
NEBV-C-S1WA25-F-5-N-LE25-S10					5000			
NEBV-C-S1WA25-F-10-N-LE25-S10					10,000			

Circuitry (socket view)

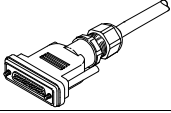
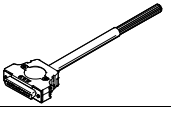
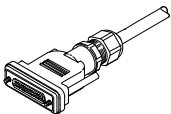
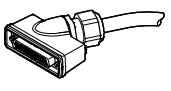
	Open end, 15-wire		Open end, 25-wire	
	Pin	Wire colour ¹⁾	Pin	Wire colour ¹⁾
	1	WH	1	WH
	2	BN	2	BN
	3	GN	3	GN
	4	YE	4	YE
	5	GY	5	GY
	6	PK	6	PK
	7	BU	7	BU
	8	RD	8	RD
	9	BK	9	BK
	10	VT	10	VT
	11	GY PK	11	GY PK
	12	RD BU	12	RD BU
	13	-	13	GN WH
	14	-	14	BN GN
	15	-	15	YE WH
	16	-	16	BN YE
	17	-	17	GY WH
	18	-	18	BN GY
	19	-	19	WH PK
	20	-	20	BN PK
	21	-	21	BU WH
	22	-	22	BN BU
	23	GN WH	23	RD WH
	24	BN GN	24	BN RD
	25	YE WH	25	BK WH

1) To IEC 757

Connecting cables, Sub-D, 25-pin

Technical data

FESTO

Ordering data						
	Cable composition [mm ²]	Degree of protection	Weight [g]	Cable length [m]	Part No.	Type
Straight socket – open end, 15-wire						
	15 x 0.34	IP65, IP67	370	2.5	538222	NEBV-S1G25-K-2.5-N-LE15
			670	5	538223	NEBV-S1G25-K-5-N-LE15
			1270	10	538224	NEBV-S1G25-K-10-N-LE15
Straight socket – open end, 25-wire						
	25 x 0.34	IP40	429	2.5	575417	NEBV-S1G25-K-2.5-N-LE25-S6
			777	5	575418	NEBV-S1G25-K-5-N-LE25-S6
			1572	10	575419	NEBV-S1G25-K-10-N-LE25-S6
	20 x 0.25 5 x 0.34	IP65, IP67	490	2.5	538225	NEBV-S1G25-K-2.5-N-LE25
			910	5	538226	NEBV-S1G25-K-5-N-LE25
			1750	10	538227	NEBV-S1G25-K-10-N-LE25
Angled socket – open end, 25-wire						
	25 x 0.34	IP65, IP67	500	2.5	575423	NEBV-S1WA25-K-2.5-N-LE25-S9
			900	5	575424	NEBV-S1WA25-K-5-N-LE25-S9
			1800	10	575425	NEBV-S1WA25-K-10-N-LE25-S9
		IP65, IP67, IP69K	500	2.5	2265131	NEBV-C-S1WA25-F-2.5-N-LE25-S10
			900	5	2265132	NEBV-C-S1WA25-F-5-N-LE25-S10
			1800	10	2265133	NEBV-C-S1WA25-F-10-N-LE25-S10