

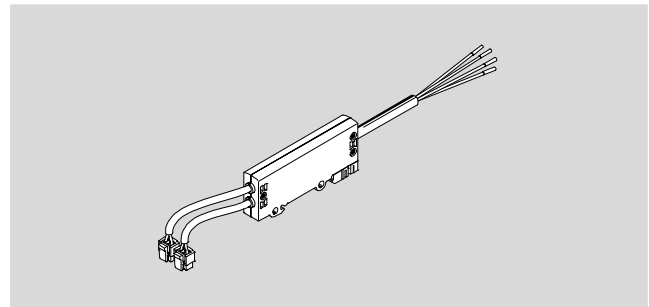
# Connecting cable for valves, connection pattern H

Technical data

**FESTO**

## Connecting cable MHJ9-KMH

- With control electronics for valves MHJ9
- With plug sockets KMH
- Cable lengths 0.5 and 2.5 m



General technical data			
Type		MHJ9-KMH-...-MF	MHJ9-KMH-...-HF
Electric connection		2x straight socket KMH, 2-pin	
		Cable, 4-wire	
Operating voltage range	[V DC]	12 ... 53	
Control signal voltage range	[V DC]	3 ... 30	
Note on power consumption per channel	[W]	Low-current phase 2	Low-current phase 2.8
	[W]	High-current phase 7	High-current phase 17.1
Notes on operation		Power supply unit must be able to supply at least 1.7 A without voltage drop	Power supply unit must be able to supply at least 1.85 A without voltage drop
Additional functions		Spark arresting	
		Reduction of holding current with energy recovery	
		Safety shut-off	
Reverse polarity protection		For operating voltage	
Duty cycle	[%]	100	
		Observe notes on operating the solenoid valves.	
Cable property		For static applications	
Type of mounting		Via H-rail	
		With through-hole	
Mounting position		Any	
Degree of protection to EN 60529		IP40	

Materials	
Housing	POM
Cable sheath	PVC
Note on materials	RoHS compliant

Operating and environmental conditions	
Ambient temperature	[°C] -5 ... +50
Corrosion resistance class CRC <sup>1)</sup>	2
CE mark (see declaration of conformity) <sup>3)</sup>	In accordance with EU EMC Directive <sup>2)</sup>

- 1) Corrosion resistance class CRC 2 to Festo standard FN 940070  
Moderate corrosion stress. Indoor applications in which condensation may occur. External visible parts with primarily decorative requirements for the surface and which are in direct contact with the ambient atmosphere typical for industrial applications.
- 2) For information about the applicability of the component see the manufacturer's EC declaration of conformity at: [www.festo.com/sp](http://www.festo.com/sp) → Certificates.  
If the component is subject to restrictions on usage in residential, office or commercial environments or small businesses, further measures to reduce the emitted interference may be necessary.
- 3) Additional information [www.festo.com/sp](http://www.festo.com/sp) → Certificates.

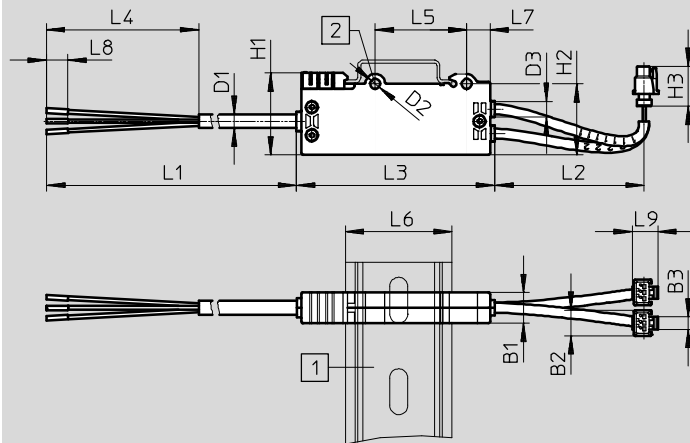
# Connecting cable for valves, connection pattern H

Technical data

**FESTO**

## Dimensions

Download CAD data → [www.festo.com](http://www.festo.com)





Wiring allocation:  
 BU = GND  
 BN = Operating voltage positive  
 BK = Trigger 1  
 WH = Trigger 2

1 H-rail  
 2 Hole for wall mounting

Type	B1	B2	B3	D1	D2	D3	H1	H2	H3	L1	L2	L3	L4	L5	L6	L7	L8	L9
MHJ9-KMH-0,5	10	8	4	5	3.4	3.3	27	23	13	500	200	65	50	30	35	8	7	8
MHJ9-KMH-2,5										2500								

## Ordering data

		Length	Weight	Part No.	Type
Connecting cable					
	With control electronics for 2 valves LF-, MF- and HF/LP	0.5 m	40 g	<b>553121</b>	<b>MHJ9-KMH-0,5-MF</b>
		2.5 m	98 g	<b>565519</b>	<b>MHJ9-KMH-2,5-MF</b>
	With control electronics for 2 valves HF	0.5 m	40 g	<b>562170</b>	<b>MHJ9-KMH-0,5-HF</b>
		2.5 m	98 g	<b>567505</b>	<b>MHJ9-KMH-2,5-HF</b>
H-rail					
	H-rail to EN 60715, galvanised steel	2 m	600 g	<b>35430</b>	<b>NRH-35-2000</b>