

Solenoid valves VZWF, force pilot operated



Solenoid valves VZWF, force pilot operated



Key features and overview

Function

Normally closed solenoid valve with diaphragm and forced lifting. When the solenoid is energised, the differential pressure from the secondary side of the diaphragm is reduced via the servo hole. The effective differential pressure lifts

the diaphragm away from the valve seat. If there is no differential pressure, the diaphragm is lifted directly by the solenoid. The valve opens and closes without a differential pressure between the inlet and outlet.

General

-  - Connecting thread
G $\frac{1}{4}$... G2
-  - Flow rate Kv
1.8 ... 28 m³/h

Application

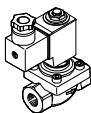
- Suitable for closed applications such as cooling or filling systems
- Vacuum
- Liquid gas
- Bottling systems

Design

- Diaphragm valves
- Forced lifting of the valve diaphragm
- 2/2-way valve, normally closed

Advantages

- Choice of sealing materials for different fields of applications
- Medium pressure 0 bar or higher

Version	Type	Process valve connection	Nominal size (DN)	Process valve nominal pressure (PN)	→ Page/Internet
	VZWF-...	G $\frac{1}{4}$	13.5	40	4
		G $\frac{3}{8}$	13.5		
		G $\frac{1}{2}$	13.5		
		G $\frac{3}{4}$	27.5		
		G1	27.5		
	VZWF-...	G114	40	40	8
		G112	40		
		G2	50		

Solenoid valves VZWF, force pilot operated

Type codes

VZWF - B - L - M22C - G14 - 135 - V - 2AP4 - 10 - R1

Type

VZWF	Solenoid valve, force pilot operated
------	--------------------------------------

Product version

-	Standard
B	Optimised function

Type of directional control valve

L	In-line valve
---	---------------

Valve function

M22C	2/2-way valve, normally closed
------	--------------------------------

Process valve connection

G14	Thread G $\frac{1}{4}$
G38	Thread G $\frac{3}{8}$
G12	Thread G $\frac{1}{2}$
G34	Thread G $\frac{3}{4}$
G1	Thread G1
G114	Thread G1 $\frac{1}{4}$
G112	Thread G1 $\frac{1}{2}$
G2	Thread G2

Nominal size (DN)

135	13.5 mm
275	27.5 mm
400	40 mm
500	50 mm

Sealing material

-	Standard (NBR)
E	EPDM
V	FPM

Nominal operating voltage

1	24 V DC
2A	110 V AC/50-60 Hz
3A	230 V AC/50-60 Hz

Electrical connection

P4	Plug socket, 3-pin
----	--------------------

Operating pressure

6	Max. 6 bar
10	Max. 10 bar

Corrosion protection

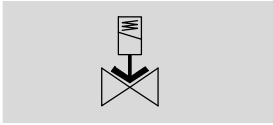
-	Standard (brass)
R1	Stainless steel


Solenoid valves VZWF, force pilot operated


FESTO

Technical data – Connecting thread G $\frac{1}{4}$... G1

Function



-  - Flow rate Kv
1.8 ... 11 m³/h

-  - Connecting thread
G $\frac{1}{4}$... G1



General technical data					
Process valve connection	G $\frac{1}{4}$	G $\frac{3}{8}$	G $\frac{1}{2}$	G $\frac{3}{4}$	G1
Nominal size (DN)	13.5	13.5	13.5	27.5	27.5
Valve function	2/2-way, single solenoid, closed				
Design	Diaphragm valve, force pilot operated				
Type of mounting	In-line installation				
Actuation type	Electric				
Manual override	None				
Mounting position	Solenoid vertical				
Sealing principle	Soft				
Direction of flow	Non-reversible				
Max. viscosity [mm ² /s]	22				
Protection class	IP 65				
Product weight [g]	1,000			1,500	

Solenoid valves VZWF, force pilot operated

Technical data – Connecting thread G1/4 ... G1

Operating and environmental conditions						
Process valve connection		G1/4	G3/8	G1/2	G3/4	G1
Switching time on	[ms]	130			275	
Switching time off	[ms]	180			290	
Standard nominal flow rate	[l/min]	1,920	2,350	2,660	8,020	11,750
Flow rate	[m ³ /h]	1.8	2.2	2.5	7.5	11
Operating pressure	[bar]	0 ... 10			0 ... 6	
Process valve nominal pressure (PN)		40				
Differential pressure	[bar]	0				
Operating medium with NBR seal (standard)		Compressed air in accordance with ISO 8573-1:2010 [7:4:4]				
		Inert gases				
		Cold water				
		Further media upon request				
Operating medium with EPDM seal		Compressed air in accordance with ISO 8573-1:2010 [7:-:-]				
		Inert gases				
		Water				
		Further media upon request				
Operating medium with FPM seal		Compressed air in accordance with ISO 8573-1:2010 [7:-:-]				
		Inert gases				
		Mineral oil				
		Neutral liquids				
		Water				
		Further media upon request				
Ambient temperature	[°C]	-10 ... +35 °C				
Temperature of medium	[°C]	-10 ... +80 °C				
Leak rate to EN 12266-1		A				
Corrosion resistance class						
CRC ¹) Brass		1				
CRC ²) Stainless steel		3				

1) Corrosion resistance class 1 according to Festo standard 940 070

Components subject to low corrosion stress. Transport and storage protection. Parts that do not have primarily decorative surface requirements, e.g. in internal areas that are not visible or behind covers.

2) Corrosion resistance class 3 according to Festo standard 940 070

Components subject to high corrosion stress. External visible parts in direct contact with industrial atmospheres or media such as solvents and cleaning agents, with a predominantly functional requirement for the surface.

Materials		
Solenoid valves		Material number
Housing	Brass casting	CW617N
	Stainless steel casting	1.4581
Screws	High-alloy stainless steel	1.4301
Seals	NBR, FPM, EPDM	-
Note on materials	Contains PWIS (paint-wetting impairment substances)	
	RoHS-compliant	

Solenoid valves VZWF, force pilot operated



Technical data – Connecting thread G $\frac{1}{4}$... G1

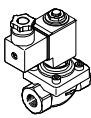
Electrical data		VZWF- ... 1	VZWF- ... 2A	VZWF- ... 3A
Electrical connection		Plug to EN 175301-803 type A, square design		
CE mark as per EU Pressure Equipment Directive		-	Yes	Yes
Coil characteristics				
Direct current DC	[V]	24	-	-
Alternating current AC	[V]	-	110	230
	[W]	11	-	-
Switching power	[VA]	-	19	18
Holding power	[VA]	-	16	15
	[Hz]	-	50, 60	50, 60
Permissible voltage fluctuations	[%]	±10		

Dimensions Download CAD data → www.festo.com

	B1	B2	D1	D2	H1	H2	H3	H4	L1	L2	L3	L4	L5	T1	T2	⌀
VZWF-B-L-M22C-G14-135-...	48	30	G $\frac{1}{4}$	M4	101	86	42	7	92	67	58	25	21	12	4	27
VZWF-B-L-M22C-G14-135-...-R1	44	30	G $\frac{1}{4}$	M4	101	86	42	7	94	67	58	25	21	12	4	27
VZWF-B-L-M22C-G38-135-...	48	30	G $\frac{3}{8}$	M4	101	86	42	7	92	67	58	25	21	12	4	27
VZWF-B-L-M22C-G38-135-...-R1	44	30	G $\frac{3}{8}$	M4	101	86	42	7	94	67	58	25	21	12	4	27
VZWF-B-L-M22C-G12-135-...	48	30	G $\frac{1}{2}$	M4	101	86	42	7	92	67	58	25	21	12	4	27
VZWF-B-L-M22C-G12-135-...-R1	44	30	G $\frac{1}{2}$	M4	101	76	42	7	94	67	58	25	21	12	4	27
VZWF-B-L-M22C-G34-275-...	70	30	G $\frac{3}{4}$	M6	120	96	42	7	106	96	58	40	28	16	6	41
VZWF-B-L-M22C-G1-275-...	70	30	G1	M6	120	96	42	7	106	96	58	40	28	16	6	41

Solenoid valves VZWF, force pilot operated

Technical data – Connecting thread G $\frac{1}{4}$... G1

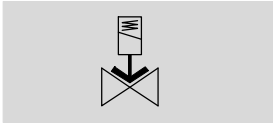
Ordering data – Solenoid valve VZWF						
	Process valve connection	Brass housing		Stainless steel casting housing		
		Part No.	Type	Part No.	Type	
	G $\frac{1}{4}$	1492110	VZWF-B-L-M22C-G14-135-1P4-10	1492118	VZWF-B-L-M22C-G14-135-1P4-10-R1	
		1492126	VZWF-B-L-M22C-G14-135-E-1P4-10	1492134	VZWF-B-L-M22C-G14-135-E-1P4-10-R1	
		1492142	VZWF-B-L-M22C-G14-135-V-1P4-10	1492150	VZWF-B-L-M22C-G14-135-V-1P4-10-R1	
		1492206	VZWF-B-L-M22C-G14-135-2AP4-10	1492214	VZWF-B-L-M22C-G14-135-2AP4-10-R1	
		1492222	VZWF-B-L-M22C-G14-135-E-2AP4-10	1492230	VZWF-B-L-M22C-G14-135-E-2AP4-10-R1	
		1492238	VZWF-B-L-M22C-G14-135-V-2AP4-10	1492246	VZWF-B-L-M22C-G14-135-V-2AP4-10-R1	
		1492302	VZWF-B-L-M22C-G14-135-3AP4-10	1492310	VZWF-B-L-M22C-G14-135-3AP4-10-R1	
		1492318	VZWF-B-L-M22C-G14-135-E-3AP4-10	1492326	VZWF-B-L-M22C-G14-135-E-3AP4-10-R1	
		1492334	VZWF-B-L-M22C-G14-135-V-3AP4-10	1492342	VZWF-B-L-M22C-G14-135-V-3AP4-10-R1	
	G $\frac{3}{8}$	1492111	VZWF-B-L-M22C-G38-135-1P4-10	1492119	VZWF-B-L-M22C-G38-135-1P4-10-R1	
		1492127	VZWF-B-L-M22C-G38-135-E-1P4-10	1492135	VZWF-B-L-M22C-G38-135-E-1P4-10-R1	
		1492143	VZWF-B-L-M22C-G38-135-V-1P4-10	1492151	VZWF-B-L-M22C-G38-135-V-1P4-10-R1	
		1492207	VZWF-B-L-M22C-G38-135-2AP4-10	1492215	VZWF-B-L-M22C-G38-135-2AP4-10-R1	
		1492223	VZWF-B-L-M22C-G38-135-E-2AP4-10	1492231	VZWF-B-L-M22C-G38-135-E-2AP4-10-R1	
		1492239	VZWF-B-L-M22C-G38-135-V-2AP4-10	1492247	VZWF-B-L-M22C-G38-135-V-2AP4-10-R1	
		1492303	VZWF-B-L-M22C-G38-135-3AP4-10	1492311	VZWF-B-L-M22C-G38-135-3AP4-10-R1	
		1492319	VZWF-B-L-M22C-G38-135-E-3AP4-10	1492327	VZWF-B-L-M22C-G38-135-E-3AP4-10-R1	
		1492335	VZWF-B-L-M22C-G38-135-V-3AP4-10	1492343	VZWF-B-L-M22C-G38-135-V-3AP4-10-R1	
	G $\frac{1}{2}$	1492112	VZWF-B-L-M22C-G12-135-1P4-10	1492120	VZWF-B-L-M22C-G12-135-1P4-10-R1	
		1492128	VZWF-B-L-M22C-G12-135-E-1P4-10	1492136	VZWF-B-L-M22C-G12-135-E-1P4-10-R1	
		1492144	VZWF-B-L-M22C-G12-135-V-1P4-10	1492152	VZWF-B-L-M22C-G12-135-V-1P4-10-R1	
		1492208	VZWF-B-L-M22C-G12-135-2AP4-10	1492216	VZWF-B-L-M22C-G12-135-2AP4-10-R1	
		1492224	VZWF-B-L-M22C-G12-135-E-2AP4-10	1492232	VZWF-B-L-M22C-G12-135-E-2AP4-10-R1	
		1492240	VZWF-B-L-M22C-G12-135-V-2AP4-10	1492248	VZWF-B-L-M22C-G12-135-V-2AP4-10-R1	
		1492304	VZWF-B-L-M22C-G12-135-3AP4-10	1492312	VZWF-B-L-M22C-G12-135-3AP4-10-R1	
		1492320	VZWF-B-L-M22C-G12-135-E-3AP4-10	1492328	VZWF-B-L-M22C-G12-135-E-3AP4-10-R1	
		1492336	VZWF-B-L-M22C-G12-135-V-3AP4-10	1492344	VZWF-B-L-M22C-G12-135-V-3AP4-10-R1	
	G $\frac{3}{4}$	1492113	VZWF-B-L-M22C-G34-275-1P4-6	1492121	VZWF-B-L-M22C-G34-275-1P4-6-R1	
		1492129	VZWF-B-L-M22C-G34-275-E-1P4-6	1492137	VZWF-B-L-M22C-G34-275-E-1P4-6-R1	
		1492145	VZWF-B-L-M22C-G34-275-V-1P4-6	1492153	VZWF-B-L-M22C-G34-275-V-1P4-6-R1	
		1492209	VZWF-B-L-M22C-G34-275-2AP4-6	1492217	VZWF-B-L-M22C-G34-275-2AP4-6-R1	
		1492225	VZWF-B-L-M22C-G34-275-E-2AP4-6	1492233	VZWF-B-L-M22C-G34-275-E-2AP4-6-R1	
		1492241	VZWF-B-L-M22C-G34-275-V-2AP4-6	1492249	VZWF-B-L-M22C-G34-275-V-2AP4-6-R1	
		1492305	VZWF-B-L-M22C-G34-275-3AP4-6	1492313	VZWF-B-L-M22C-G34-275-3AP4-6-R1	
		1492321	VZWF-B-L-M22C-G34-275-E-3AP4-6	1492329	VZWF-B-L-M22C-G34-275-E-3AP4-6-R1	
		1492337	VZWF-B-L-M22C-G34-275-V-3AP4-6	1492345	VZWF-B-L-M22C-G34-275-V-3AP4-6-R1	
	G1	1492114	VZWF-B-L-M22C-G1-275-1P4-6	1492122	VZWF-B-L-M22C-G1-275-1P4-6-R1	
		1492130	VZWF-B-L-M22C-G1-275-E-1P4-6	1492138	VZWF-B-L-M22C-G1-275-E-1P4-6-R1	
		1492146	VZWF-B-L-M22C-G1-275-V-1P4-6	1492154	VZWF-B-L-M22C-G1-275-V-1P4-6-R1	
		1492210	VZWF-B-L-M22C-G1-275-2AP4-6	1492218	VZWF-B-L-M22C-G1-275-2AP4-6-R1	
		1492226	VZWF-B-L-M22C-G1-275-E-2AP4-6	1492234	VZWF-B-L-M22C-G1-275-E-2AP4-6-R1	
		1492242	VZWF-B-L-M22C-G1-275-V-2AP4-6	1492250	VZWF-B-L-M22C-G1-275-V-2AP4-6-R1	
1492306		VZWF-B-L-M22C-G1-275-3AP4-6	1492314	VZWF-B-L-M22C-G1-275-3AP4-6-R1		
1492322		VZWF-B-L-M22C-G1-275-E-3AP4-6	1492330	VZWF-B-L-M22C-G1-275-E-3AP4-6-R1		
1492338		VZWF-B-L-M22C-G1-275-V-3AP4-6	1492346	VZWF-B-L-M22C-G1-275-V-3AP4-6-R1		


Solenoid valves VZWF, force pilot operated


FESTO

Technical data – Connecting thread G1¼ ... G2

Function



-  - Flow rate Kv
20 ... 28 m³/h

-  - Connecting thread
G1¼ ... G2



General technical data			
Process valve connection	G1¼	G1½	G2
Nominal size (DN)	40	40	50
Valve function	2/2-way, single solenoid, closed		
Design	Diaphragm valve, force pilot operated		
Type of mounting	In-line installation		
Actuation type	Electric		
Manual override	None		
Mounting position	Solenoid vertical		
Sealing principle	Soft		
Direction of flow	Non-reversible		
Max. viscosity [mm²/s]	22		
Protection class	IP 65		
Product weight [g]	4,500		6,500

Solenoid valves VZWF, force pilot operated

Technical data – Connecting thread G1¼ ... G2

Operating and environmental conditions			
Process valve connection		G114	G112
			G2
Switching time on	[ms]	620	
Switching time off	[ms]	1,140	
Standard nominal flow rate	[l/min]	21,370	23,500
Flow rate	[m³/h]	20	22.5
Operating pressure	[bar]	0 ... 10	
Process valve nominal pressure (PN)		40	
Differential pressure	[bar]	0	
Operating medium with NBR seal (standard)		Compressed air in accordance with ISO 8573-1:2010 [7:4:4]	
		Inert gases	
		Cold water	
		Further media upon request	
Operating medium with EPDM seal		Compressed air in accordance with ISO 8573-1:2010 [7:-:-]	
		Inert gases	
		Water	
		Further media upon request	
Operating medium with FPM seal		Compressed air in accordance with ISO 8573-1:2010 [7:-:-]	
		Inert gases	
		Mineral oil	
		Neutral liquids	
		Water	
Ambient temperature	[°C]	-10 ... +35 °C	
Temperature of medium	[°C]	-10 ... +80 °C	
Leak rate to EN 12266-1		A	
Corrosion resistance class			
CRC ¹⁾ Brass		1	
CRC ²⁾ Stainless steel		3	

1) Corrosion resistance class 1 according to Festo standard 940 070

Components subject to low corrosion stress. Transport and storage protection. Parts that do not have primarily decorative surface requirements, e.g. in internal areas that are not visible or behind covers.

2) Corrosion resistance class 3 according to Festo standard 940 070

Components subject to high corrosion stress. External visible parts in direct contact with industrial atmospheres or media such as solvents and cleaning agents, with a predominantly functional requirement for the surface.

Materials		
Solenoid valves		Material number
Housing	Brass casting	CW617N
	Stainless steel casting	1.4581
Screws	High-alloy stainless steel	1.4301
Seals	NBR, FPM, EPDM	-
Note on materials	Contains PWIS (paint-wetting impairment substances)	
	RoHS-compliant	

Solenoid valves VZWF, force pilot operated



Technical data – Connecting thread G1¼ ... G2

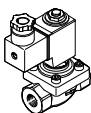
Electrical data		VZWF- ... 1	VZWF- ... 2A	VZWF- ... 3A
Electrical connection		Plug to EN 175301-803 type A, square design		
CE mark as per EU Pressure Equipment Directive		-	Yes	Yes
Coil characteristics				
Direct current DC	[V]	24	-	-
Alternating current AC	[V]	-	110	230
	[W]	30	-	-
Switching power	[VA]	-	30	30
Holding power	[VA]	-	30	30
	[Hz]	-	50, 60	50, 60
Permissible voltage fluctuations	[%]	±10		

Dimensions Download CAD data → www.festo.com

	B1	B2	D1	D2	H1	H2	H3	H4	L1	L2	L3	L4	L5	T1	T2	⌀
VZWF-L-M22C-G1¼-400-...	96	63	G1¼	-	205	173	59	17	148	140	76	-	-	22	-	58
VZWF-L-M22C-G1½-400-...	96	63	G1½	-	205	173	59	17	148	140	76	-	-	22	-	58
VZWF-L-M22C-G2-500-...	112	63	G2	M6	218	179	59	17	159	168	76	60	55	25	6	70

Solenoid valves VZWF, force pilot operated

Technical data – Connecting thread G1¼ ... G2

Ordering data – Solenoid valve VZWF						
	Process valve connection	Brass housing		Stainless steel casting housing		
		Part No.	Type	Part No.	Type	
	G1¼	1492115	VZWF-L-M22C-G114-400-1P4-10	1492123	VZWF-L-M22C-G114-400-1P4-10-R1	
		1492131	VZWF-L-M22C-G114-400-E-1P4-10	1492139	VZWF-L-M22C-G114-400-E-1P4-10-R1	
		1492147	VZWF-L-M22C-G114-400-V-1P4-10	1492155	VZWF-L-M22C-G114-400-V-1P4-10-R1	
		1492211	VZWF-L-M22C-G114-400-2AP4-10	1492219	VZWF-L-M22C-G114-400-2AP4-10-R1	
		1492227	VZWF-L-M22C-G114-400-E-2AP4-10	1492235	VZWF-L-M22C-G114-400-E-2AP4-10-R1	
		1492243	VZWF-L-M22C-G114-400-V-2AP4-10	1492251	VZWF-L-M22C-G114-400-V-2AP4-10-R1	
		1492307	VZWF-L-M22C-G114-400-3AP4-10	1492315	VZWF-L-M22C-G114-400-3AP4-10-R1	
		1492323	VZWF-L-M22C-G114-400-E-3AP4-10	1492331	VZWF-L-M22C-G114-400-E-3AP4-10-R1	
		1492339	VZWF-L-M22C-G114-400-V-3AP4-10	1492347	VZWF-L-M22C-G114-400-V-3AP4-10-R1	
	G1½	1492116	VZWF-L-M22C-G112-400-1P4-10	1492124	VZWF-L-M22C-G112-400-1P4-10-R1	
		1492132	VZWF-L-M22C-G112-400-E-1P4-10	1492140	VZWF-L-M22C-G112-400-E-1P4-10-R1	
		1492148	VZWF-L-M22C-G112-400-V-1P4-10	1492156	VZWF-L-M22C-G112-400-V-1P4-10-R1	
		1492212	VZWF-L-M22C-G112-400-2AP4-10	1492220	VZWF-L-M22C-G112-400-2AP4-10-R1	
		1492228	VZWF-L-M22C-G112-400-E-2AP4-10	1492236	VZWF-L-M22C-G112-400-E-2AP4-10-R1	
		1492244	VZWF-L-M22C-G112-400-V-2AP4-10	1492252	VZWF-L-M22C-G112-400-V-2AP4-10-R1	
		1492308	VZWF-L-M22C-G112-400-3AP4-10	1492316	VZWF-L-M22C-G112-400-3AP4-10-R1	
		1492324	VZWF-L-M22C-G112-400-E-3AP4-10	1492332	VZWF-L-M22C-G112-400-E-3AP4-10-R1	
		1492340	VZWF-L-M22C-G112-400-V-3AP4-10	1492348	VZWF-L-M22C-G112-400-V-3AP4-10-R1	
	G2	1492117	VZWF-L-M22C-G2-500-1P4-6	1492125	VZWF-L-M22C-G2-500-1P4-6-R1	
		1492133	VZWF-L-M22C-G2-500-E-1P4-6	1492141	VZWF-L-M22C-G2-500-E-1P4-6-R1	
		1492149	VZWF-L-M22C-G2-500-V-1P4-6	1492157	VZWF-L-M22C-G2-500-V-1P4-6-R1	
		1492213	VZWF-L-M22C-G2-500-2AP4-6	1492221	VZWF-L-M22C-G2-500-2AP4-6-R1	
		1492229	VZWF-L-M22C-G2-500-E-2AP4-6	1492237	VZWF-L-M22C-G2-500-E-2AP4-6-R1	
		1492245	VZWF-L-M22C-G2-500-V-2AP4-6	1492253	VZWF-L-M22C-G2-500-V-2AP4-6-R1	
		1492309	VZWF-L-M22C-G2-500-3AP4-6	1492317	VZWF-L-M22C-G2-500-3AP4-6-R1	
		1492325	VZWF-L-M22C-G2-500-E-3AP4-6	1492333	VZWF-L-M22C-G2-500-E-3AP4-6-R1	
	1492341	VZWF-L-M22C-G2-500-V-3AP4-6	1492349	VZWF-L-M22C-G2-500-V-3AP4-6-R1		

Product Range and Company Overview

A Complete Suite and Company Overview

Our experienced engineers provide complete support at every stage of your development process, including: conceptualization, analysis, engineering, design, assembly, documentation, validation, and production.



Custom Automation Components
Complete custom engineered solutions



Custom Control Cabinets
Comprehensive engineering support and on-site services



Complete Systems
Shipment, stocking and storage services

The Broadest Range of Automation Components

With a comprehensive line of more than 30,000 automation components, Festo is capable of solving the most complex automation requirements.



Electromechanical
Electromechanical actuators, motors, controllers & drivers



Pneumatics
Pneumatic linear and rotary actuators, valves, and air supply



PLCs and I/O Devices
PLC's, operator interfaces, sensors and I/O devices

Supporting Advanced Automation... As No One Else Can!

Festo is a leading global manufacturer of pneumatic and electromechanical systems, components and controls for industrial automation, with more than 16,000 employees in 60 national headquarters serving more than 180 countries. For more than 80 years, Festo has continuously elevated the state of manufacturing with innovations and optimized motion control solutions that deliver higher performing, more profitable automated manufacturing and processing equipment. Our dedication to the advancement of automation extends beyond technology to the education and development of current and future automation and robotics designers with simulation tools, teaching programs, and on-site services.

Quality Assurance, ISO 9001 and ISO 14001 Certifications

Festo Corporation is committed to supply all Festo products and services that will meet or exceed our customers' requirements in product quality, delivery, customer service and satisfaction.

To meet this commitment, we strive to ensure a consistent, integrated, and systematic approach to management that will meet or exceed the requirements of the ISO 9001 standard for Quality Management and the ISO 14001 standard for Environmental Management.

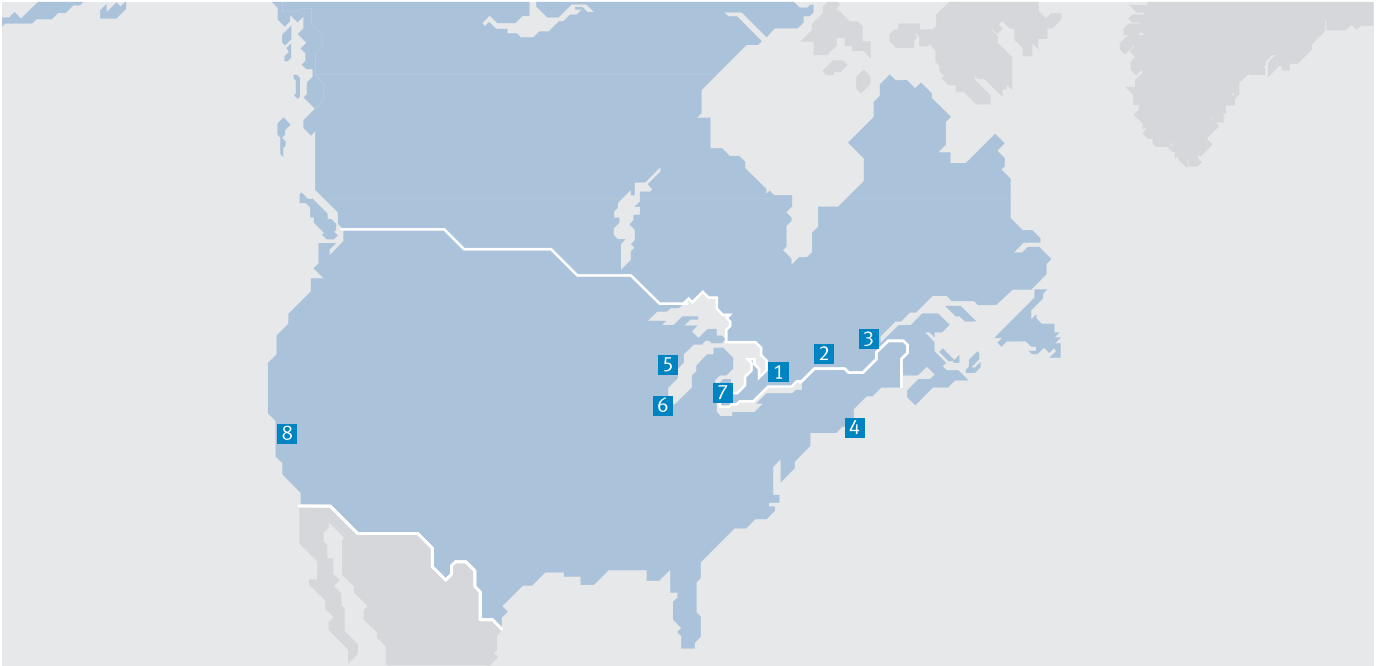


© Copyright 2013, Festo Corporation. While every effort is made to ensure that all dimensions and specifications are correct, Festo cannot guarantee that publications are completely free of any error, in particular typing or printing errors. Accordingly, Festo cannot be held responsible for the same. For Liability and Warranty conditions, refer to our "Terms and Conditions of Sale", available from your local Festo office. All rights reserved. No part of this publication may be reproduced, distributed, or transmitted in any form or by any means, electronic, mechanical, photocopying or otherwise, without the prior written permission of Festo. All technical data subject to change according to technical update.



Printed on recycled paper at New Horizon Graphic, Inc., FSC certified as an environmental friendly printing plant.

Festo North America



**1 Festo Canada
Headquarters
Festo Inc.**
5300 Explorer Drive
Mississauga, ON
L4W 5G4

2 Montréal
5600, Trans-Canada
Pointe-Claire, QC
H9R 1B6

3 Québec City
2930, rue Watt#117
Québec, QC
G1X 4G3



**4 Festo United States
Headquarters
Festo Corporation**
395 Moreland Road
Hauppauge, NY
11788

5 Appleton
North 922 Tower View Drive, Suite N
Greenville, WI
54942

7 Detroit
1441 West Long Lake Road
Troy, MI
48098

6 Chicago
85 W Algonquin - Suite 340
Arlington Heights, IL
60005

8 Silicon Valley
4935 Southfront Road, Suite F
Livermore, CA
94550

Festo Regional Contact Center

Canadian Customers

Commercial Support:
Tel: 1 877 GO FESTO (1 877 463 3786)
Fax: 1 877 FX FESTO (1 877 393 3786)
Email: festo.canada@ca.festo.com

Technical Support:
Tel: 1 866 GO FESTO (1 866 463 3786)
Fax: 1 877 FX FESTO (1 877 393 3786)
Email: technical.support@ca.festo.com

USA Customers

Commercial Support:
Tel: 1 800 99 FESTO (1 800 993 3786)
Fax: 1 800 96 FESTO (1 800 963 3786)
Email: customer.service@us.festo.com

Technical Support:
Tel: 1 866 GO FESTO (1 866 463 3786)
Fax: 1 800 96 FESTO (1 800 963 3786)
Email: product.support@us.festo.com