

Suction cups VAS/VASB



Suction cups VAS/VASB

Key features



Product overview

Festo suction grippers offer outstanding functionality and quality.

An extensive, modular range of suction cups with connection attachments, in different shapes, materials and sizes, plus a wide selection of

suction cup holders, angle and height compensators and vacuum filters within the modular suction gripper

system, provide users with a huge range of possible combinations for a wide variety of applications.

Suction grippers ESG

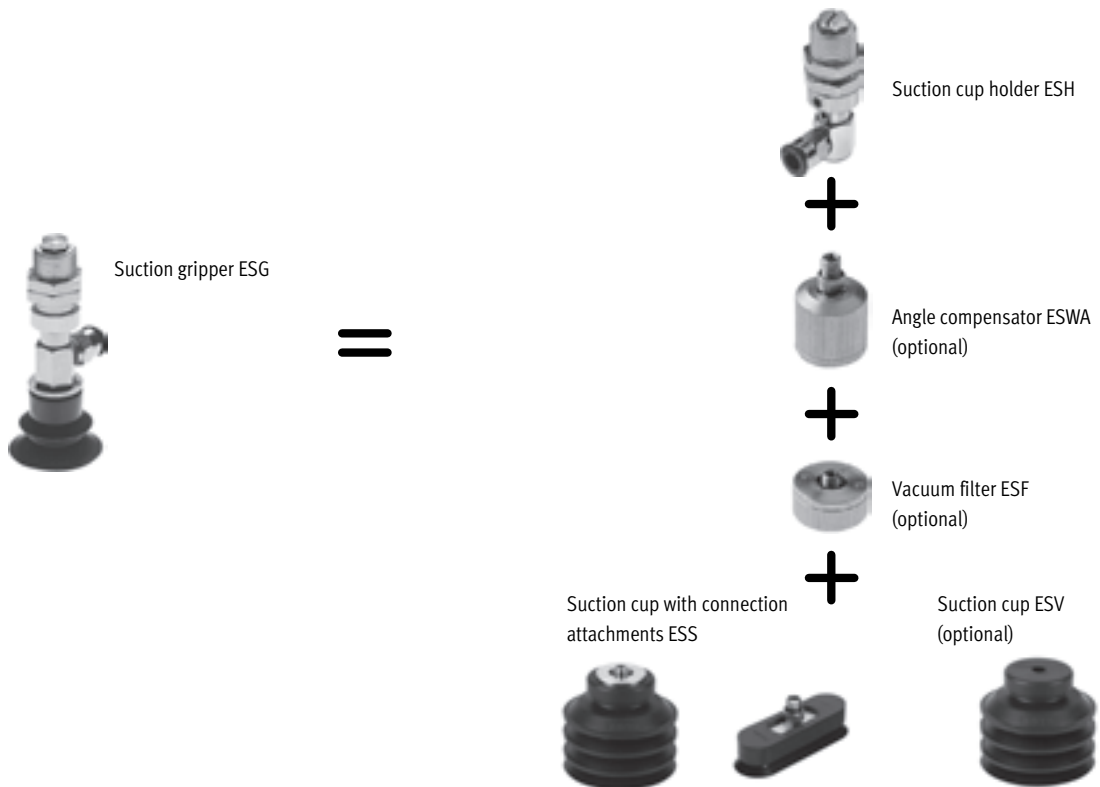
Modular products with over 2000 variants

Technical data → Internet: [esg](#)

- The ideal solution for the transport of workpieces of different weights, surfaces and shapes
- Choose from:
 - 15 suction cup diameters
 - 6 different materials – including antistatic types
 - 6 suction cup shapes
 - Numerous suction cup holders
 - Optional accessories (vacuum filters and angle compensators)
- Wide range of variants
- A suitable solution for every task
- Wide range to suit applications with various temperature ranges and workpiece surfaces
- Suction cups made from silicone are approved for use in the food industry

Suction gripper as a complete solution

Suction gripper made of individual components



Suction cups VAS/VASB

Key features

FESTO

Suction cups VAS/VASB

Sturdy and reliable

- The ideal solution for the transport of workpieces of different weights, surfaces and shapes
- Choose from:
 - 11 suction cup diameters
 - 2 suction cup shapes: round and bellows design
 - 3 materials: nitrile rubber, polyurethane and silicone for use in a wide variety of applications
- Wide range to suit applications with various temperature ranges and workpiece surfaces
- Suction cups made from silicone are approved for use in the food industry
- All tubing connector sizes correspond to a holder size



Suction cups VAS/VASB

Features

Suction cups with fixed connecting thread

- VAS: 2 ... 125 mm diameter
- VASB: 8 ... 125 mm diameter
- Suction retention of workpieces with smooth, impervious surfaces
- Bellows suction cups can adapt to suit uneven, curved and inclined surfaces

Nitrile rubber (NBR)

- Can be used universally

Polyurethane (PUR)

- Long service life
- Gentle handling with soft suction cup material

Silicone (SI)

- Excellent thermal resistance
- Approved for use in the food industry



Accessories

Vacuum security valve ISV

Technical data → Internet: isv

- Vacuum does not dissipate when any of several suction cups arranged in parallel fail to maintain contact
- Saves compressed air and energy



Height compensator VAL

Technical data → Internet: val

- Gentle handling of the workpieces by compensating for tolerance differences in the workpiece thickness.



Elbow fitting LJK

Technical data → Internet: ljk

- Redirection of air connection
- Swivel joint rotatable 360°



Adapter AD


Technical data → Internet: ad

- For connection of suction cup with piston rod thread, for example




Vacuum technology can be used in a wide range of applications

- Lifting
- Placing
- Moving
- Insertion
- Conveying
- Gripping
- Holding
- Loading
- Clamping
- Transporting
- Repositioning
- Turning




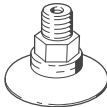
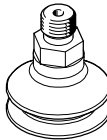
Flexible automation technology is an important field of application for vacuum technology:

- Small, mid-sized and large series manufacturing
- Assembly
- Conveyor and packaging technology



Suction cups VAS/VASB

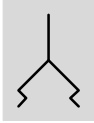
Product range overview



Design	Version	Type	Suction cup diameter	Type of mounting	Vacuum port	Suction cup materials	→ Page/ Internet
Round, flat	Vacuum port on side						
		VAS	8	M5	PK-3	TPE-U(PU)	6
	Vacuum port on top						
		VAS	2, 5, 8, 10, 15, 30, 40, 55, 75, 100, 125	M3, M5, G1/8, G1/4, G3/8	M3, M5, G1/8, G1/4, G3/8	NBR	8
			8, 10, 15, 30, 40, 55, 75, 100, 125	M5, G1/8, G1/4, G3/8	M5, G1/8, G1/4, G3/8	VMQ (silicone)	12
			8, 10, 15, 30, 40, 55, 75, 100, 125	M5, G1/8, G1/4, G3/8	M5, G1/8, G1/4, G3/8	PUR	12
Round, bellows, 1.5 convolutions	Vacuum port on top						
		VASB	8, 15, 30, 40, 55, 75, 100, 125	M5, G1/8, G1/4, G3/8	M5, G1/8, G1/4, G3/8	NBR	16
			8, 15, 30, 40, 55, 75, 100, 125	M5, G1/8, G1/4, G3/8	M5, G1/8, G1/4, G3/8	VMQ (silicone)	20
		8, 15, 30, 40, 55, 75, 100, 125	M5, G1/8, G1/4, G3/8	M5, G1/8, G1/4, G3/8	PUR	20	

Suction cups VAS-...-S-PUR-B, vacuum port on side

Technical data

Function



-  - Diameter
8 mm
-  - Temperature range
-20 ... +60 °C



General technical data		
Suction cup diameter	[mm]	8
Vacuum connection		PK-3
Connection position		On side
Nominal size	[mm]	2
Design		Round, flat
Type of mounting		M5
Mounting position		Any
Nominal operating pressure	[bar]	-0.7
Holding force at nominal operating pressure -0.7 bar	[N]	2.8
Effective suction cup diameter	[mm]	7.1
Suction cup volume	[cm ³]	0.095

Operating and environmental conditions		
Operating pressure	[bar]	-0.95 ... 0
Operating medium		Atmospheric air based on ISO 8573-1:2010 [7:-:-]
Ambient temperature	[°C]	-20 ... +60
Corrosion resistance class CRC ¹⁾		2

1) CRC2: Corrosion resistance class to Festo standard 940 070
Components with medium corrosion exposure. Externally visible components with significant decorative function in direct contact with normal industrial atmosphere or media such as coolants and lubricants.

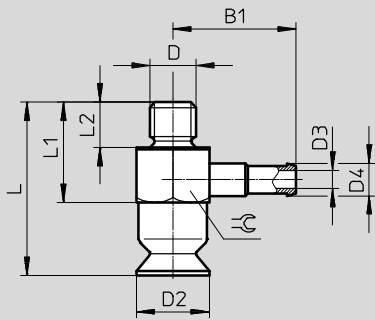
Materials	
Shore hardness	60 ±5
Suction cup	TPE-U(PU) Colour: blue
Threaded plug	Brass
Note on materials	RoHS-compliant

Suction cups VAS-...-S-PUR-B, vacuum port on side

Technical data

Dimensions

Download CAD data → www.festo.com




Type	B1	D	D2	D3	D4	L	L1	L2	∅
VAS-8-...-S-PUR-B	13.5	M5	8	2	3.6	19	11.5	5	8

Ordering data

Suction cup diameter [mm]	Vacuum port	Weight [g]	Part No.	Type
8	PK-3	4	8025969	VAS-8-M5-S-PUR-B

Suction cups VAS-...-NBR

Type codes

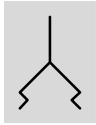




- - Note
Possible combinations can be found in the ordering data.

Suction cups VAS-...-NBR

Technical data

Function



-  Diameter
2 ... 125 mm
-  Temperature range
-20 ... +80 °C



General technical data												
Suction cup diameter [mm]	2	5	8	10	15	30	40	55	75	100	125	
Vacuum connection	M3	M5	M5	M5	G1/8	G1/8	G1/4	G1/4	G1/4	G1/4	G1/4	G3/8
Connection position	On top											
Nominal size [mm]	1	1.5	2	2	3	3	4	4	4	4	4	7
Design	Round, flat											
Type of mounting	Via vacuum connection											
Mounting position	Any											
Nominal operating pressure [bar]	-0.7											
Holding force at nominal operating pressure -0.7 bar [N]	0.14	0.9	1.6	4.5	7.9	34	56	106	197	397	606	
Effective suction cup diameter [mm]	1.6	4	5.5	8	12	25	32	44	60	85	105	
Suction cup volume [cm ³]	0.03	0.03	0.095	0.12	0.328	1.29	3.47	8.01	18.3	33.5	79.1	
Height compensation [mm]	0.5	0.5	0.9	1.1	1.2	1.9	3	3.5	3.5	3.5	6	

Operating and environmental conditions	
Type	VAS-...-NBR
Operating pressure [bar]	-0.95 ... 0
Operating medium	Atmospheric air based on ISO 8573-1:2010 [7:-:-]
Ambient temperature [°C]	-20 ... +80
Corrosion resistance class CRC ¹⁾	2

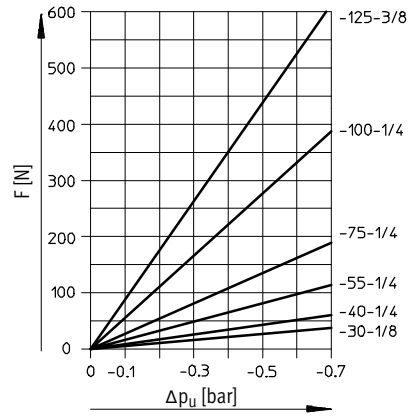
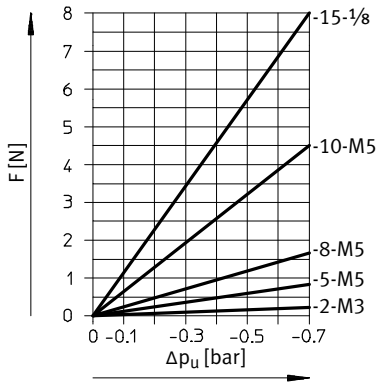
1) CRC2: Corrosion resistance class to Festo standard 940 070
Components with medium corrosion exposure. Externally visible components with significant decorative function in direct contact with normal industrial atmosphere or media such as coolants and lubricants.

Materials	
Type	VAS-...-NBR
Shore hardness	55 ±5 (suction cup diameter 2 ... 5 mm)
	60 ±5 (suction cup diameter 8 ... 15 mm)
	70 ±5 (suction cup diameter 30 ... 125 mm)
Suction cup	NBR Colour: black
Threaded plug	High-alloy steel (suction cup diameter 2 mm)
	Wrought aluminium alloy (suction cup diameter 5 and 10 mm)
	Brass (suction cup diameter 8, 15 and 30 mm)
	Die-cast zinc (suction cup diameter 40 ... 125 mm)
Note on materials	RoHS-compliant

Suction cups VAS-...-NBR

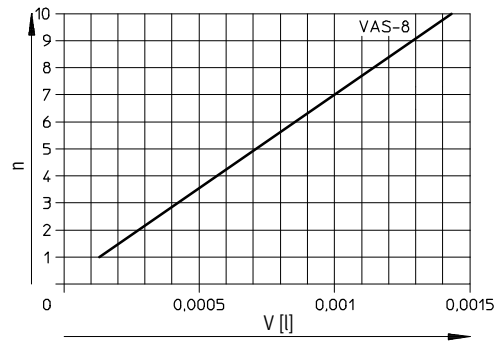
Technical data

Theoretical suction force F as a function of vacuum p_u

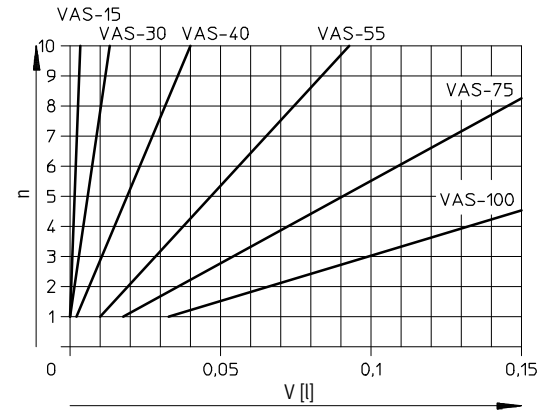


Suction cup volume

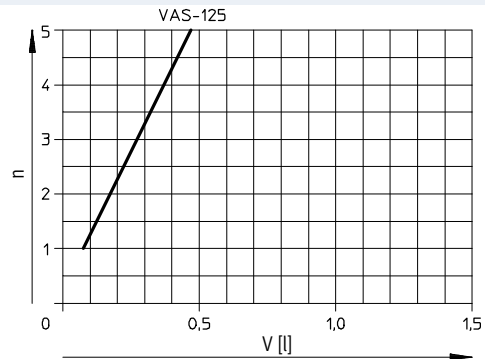
VAS-8



VAS-15 ... 100



VAS-125



Suction cups VAS-...-NBR

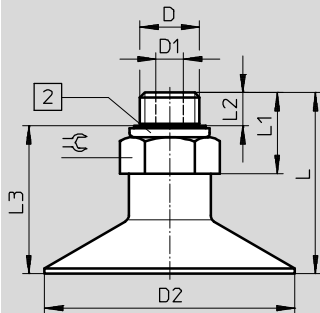
Technical data

FESTO

Dimensions

Download CAD data → www.festo.com

VAS-...-NBR



2 VAS-5/10:
Sealing ring OK
VAS-8/15 ... 125:
Sealing ring OL

Type	Connection D	D1 ∅	D2 ∅	L	L1	L2	L3	☞
VAS-2-...-NBR ¹⁾	M3	1	2	9.4	5.8	4	5.8	4.5
VAS-5-...-NBR	M5	1.5	5	16.5	10	4.5	12	8
VAS-8-...-NBR	M5	2	8	19	11.3	2.85	16.15	8
VAS-10-...-NBR	M5	2	10	19.2	11.5	4.5	14.7	8
VAS-15-...-NBR	G1/8	3	15	20.2	12	4.7	15.5	13
VAS-30-...-NBR	G1/8	3	30	21.5	12	4.7	16.8	13
VAS-40-...-NBR	G1/4	4	40	30.9	17.4	5.8	25.1	17
VAS-55-...-NBR	G1/4	4	55	33.9	17.4	5.8	28.1	17
VAS-75-...-NBR	G1/4	4	75	28	17	5.8	22.2	17
VAS-100-...-NBR	G1/4	4	100	28	17	5.8	22.2	17
VAS-125-...-NBR	G3/8	7	125	36	20	6.05	29.95	19

1) Sealing ring is not included in the scope of delivery.

Ordering data

Suction cup diameter [mm]	Vacuum port	Weight [g]	Part No.	Type
2	M3	1	173438	VAS-2-M3-NBR
5	M5	2	173439	VAS-5-M5-NBR
8	M5	4	34588	VAS-8-M5-NBR
10	M5	3	173440	VAS-10-M5-NBR
15	G1/8	11	36142	VAS-15-1/8-NBR
30	G1/8	13	34587	VAS-30-1/8-NBR
40	G1/4	26	36143	VAS-40-1/4-NBR
55	G1/4	32	36144	VAS-55-1/4-NBR
75	G1/4	76	36145	VAS-75-1/4-NBR
100	G1/4	138	34586	VAS-100-1/4-NBR
125	G3/8	152	152605	VAS-125-3/8-NBR

Suction cups VAS-...-SI-B/PUR-B

Type codes

VAS - 30 - 1/8 - PUR - B


Type	
VAS	Suction cup

Suction cup diameter [mm]	
8	8
10	10
15	15
30	30
40	40
55	55
75	75
100	100
125	125

Vacuum port	
M5	Thread M5
1/8	Thread G1/8
1/4	Thread G1/4
3/8	Thread G3/8

Materials	
SI	VMQ (silicone)
PUR	Polyurethane

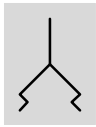
Generation	
B	B series



-  - Note
Possible combinations can be found in the ordering data.

Suction cups VAS-...-SI-B/PUR-B

Technical data

Function



-  Diameter
8 ... 125 mm
-  Temperature range
-40 ... +200 °C



General technical data										
Suction cup diameter	[mm]	8	10	15	30	40	55	75	100	125
Vacuum connection		M5	M5	G1/8	G1/8	G1/4	G1/4	G1/4	G1/4	G3/8
Connection position		On top								
Nominal size	[mm]	2	2	3	3	4	4	4	4	7
Design		Round, flat								
Type of mounting		Via vacuum connection								
Mounting position		Any								
Nominal operating pressure	[bar]	-0.7								
Holding force at nominal operating pressure -0.7 bar	[N]	SI: 2.6 PUR: 2.8	SI: 3.7 PUR: 4	8.5	SI: 31 PUR: 34	SI: 58 PUR: 60	110	SI: 245 PUR: 250	SI: 464 PUR: 450	SI: 700 PUR: 570
Suction cup volume	[cm ³]	0.095	0.12	0.328	1.29	3.47	8.01	18.3	33.5	79.1
Height compensation	[mm]	0.9	1.1	1.2	1.9	3	3.5	3.5	3.5	6

Operating and environmental conditions		
Type	VAS-...-SI-B	VAS-...-PUR-B
Operating pressure	[bar]	-0.95 ... 0
Operating medium	Atmospheric air based on ISO 8573-1:2010 [7:-:-]	
Ambient temperature	[°C]	-40 ... +200
Corrosion resistance class CRC ¹⁾	2	
Suitability for use in the food industry	As per manufacturer's declaration	-

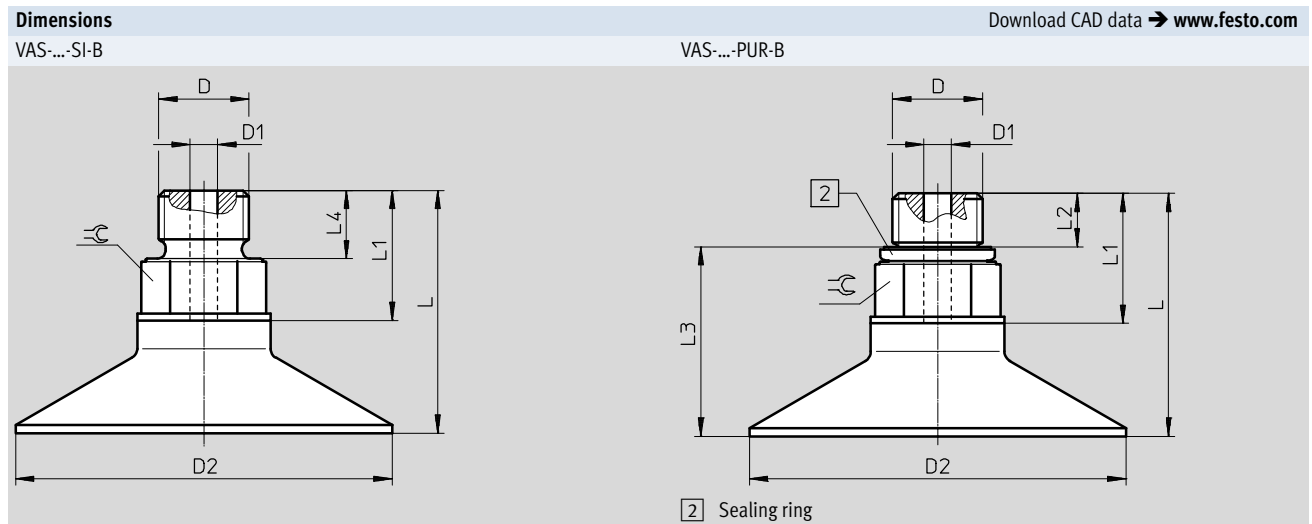
1) CRC2: Corrosion resistance class to Festo standard 940 070

Components with medium corrosion exposure. Externally visible components with significant decorative function in direct contact with normal industrial atmosphere or media such as coolants and lubricants.

Materials		
Type	VAS-...-SI-B	VAS-...-PUR-B
Shore hardness	60 ±5	
Suction cup	VMQ (silicone) Colour: transparent	PUR Colour: blue
Threaded plug	Wrought aluminium alloy	Brass (suction cup diameter 8 ... 30 mm) Die-cast zinc (suction cup diameter 40 ... 125 mm)
Note on materials	RoHS-compliant Contains PWIS (paint wetting impairment substances)	-

Suction cups VAS-...-SI-B/PUR-B

Technical data



Type	Connection D	D1 Ø	D2 Ø	L	L1	L2	L3	L4	⌀
VAS-8-...-SI-B	M5	2	8	19.2	11.5	-	-	4.3	8
VAS-10-...-SI-B	M5	2	10	19.2	11.5	-	-	4.3	8
VAS-15-...-SI-B	G1/8	3	15	20	12	-	-	6.5	13
VAS-30-...-SI-B	G1/8	3	30	21.5	12	-	-	6.5	13
VAS-40-...-SI-B	G1/4	4	40	30.5	17	-	-	8	17
VAS-55-...-SI-B	G1/4	4	55	33.5	17	-	-	8	17
VAS-75-...-SI-B	G1/4	4	75	28.2	17	-	-	8	17
VAS-100-...-SI-B	G1/4	4	100	28	17	-	-	8	17
VAS-125-...-SI-B	G3/8	7	125	36	20	-	-	12	19
VAS-8-...-PUR-B	M5	2	8	19	11.3	2.85	16.15	-	8
VAS-10-...-PUR-B	M5	2	10	19.2	11.5	2.85	16.35	-	8
VAS-15-...-PUR-B	G1/8	3	15	20	12	4.7	15.3	-	13
VAS-30-...-PUR-B	G1/8	3	30	21.5	12	4.7	16.8	-	13
VAS-40-...-PUR-B	G1/4	4	40	29.5	17	5.8	23.7	-	17
VAS-55-...-PUR-B	G1/4	4	55	32.5	17	5.8	26.7	-	17
VAS-75-...-PUR-B	G1/4	4	75	28	17	5.8	22.2	-	17
VAS-100-...-PUR-B	G1/4	4	100	28	17	5.8	22.2	-	17
VAS-125-...-PUR-B	G3/8	7	125	36	20	6.45	29.55	-	19

Suction cups VAS-...-SI-B/PUR-B

Technical data

Ordering data				
Suction cup diameter [mm]	Vacuum port	Weight [g]	Part No.	Type
VMQ (silicone)				
8	M5	2	1377781	VAS-8-M5-SI-B
10	M5	2	1385610	VAS-10-M5-SI-B
15	G $\frac{1}{8}$	4	1376604	VAS-15- $\frac{1}{8}$ -SI-B
30	G $\frac{1}{8}$	5	1377752	VAS-30- $\frac{1}{8}$ -SI-B
40	G $\frac{1}{4}$	14	1379454	VAS-40- $\frac{1}{4}$ -SI-B
55	G $\frac{1}{4}$	19	1379348	VAS-55- $\frac{1}{4}$ -SI-B
75	G $\frac{1}{4}$	62	1382165	VAS-75- $\frac{1}{4}$ -SI-B
100	G $\frac{1}{4}$	116	1386376	VAS-100- $\frac{1}{4}$ -SI-B
125	G $\frac{3}{8}$	214	1415120	VAS-125- $\frac{3}{8}$ -SI-B
Polyurethane				
8	M5	4	1396086	VAS-8-M5-PUR-B
10	M5	4	1469698	VAS-10-M5-PUR-B
15	G $\frac{1}{8}$	11	1396087	VAS-15- $\frac{1}{8}$ -PUR-B
30	G $\frac{1}{8}$	12	1396090	VAS-30- $\frac{1}{8}$ -PUR-B
40	G $\frac{1}{4}$	26	1396092	VAS-40- $\frac{1}{4}$ -PUR-B
55	G $\frac{1}{4}$	30	1396095	VAS-55- $\frac{1}{4}$ -PUR-B
75	G $\frac{1}{4}$	77	1396096	VAS-75- $\frac{1}{4}$ -PUR-B
100	G $\frac{1}{4}$	140	1396098	VAS-100- $\frac{1}{4}$ -PUR-B
125	G $\frac{3}{8}$	249	1396108	VAS-125- $\frac{3}{8}$ -PUR-B

Suction cups VASB-...-NBR, bellows

Type codes


VASB - 30 - 1/8 - NBR

Type	
VASB	Suction cup

Suction cup diameter [mm]	
8	8
15	15
30	30
40	40
55	55
75	75
100	100
125	125

Vacuum port	
M5	Thread M5
1/8	Thread G1/8
1/4	Thread G1/4
3/8	Thread G3/8

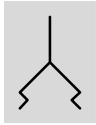
Materials	
NBR	Nitrile rubber



-  - Note
Possible combinations can be found in the ordering data.

Suction cups VASB-...-NBR, bellows

Technical data

Function



-  Diameter
8 ... 125 mm
-  Temperature range
-20 ... +80 °C



General technical data									
Suction cup diameter	[mm]	8	15	30	40	55	75	100	125
Vacuum connection		M5	G1/8	G1/8	G1/4	G1/4	G1/4	G1/4	G3/8
Connection position		On top							
Nominal size	[mm]	2	3	3	4	4	4	4	7
Design		Round, bellows, 1.5 convolutions							
Type of mounting		Via vacuum connection							
Mounting position		Any							
Nominal operating pressure	[bar]	-0.7							
Holding force at nominal operating pressure -0.7 bar	[N]	1.6	7.9	34	56	106	197	397	606
Effective suction cup diameter	[mm]	5.5	12	25	32	44	60	85	105
Suction cup volume	[cm ³]	0.163	0.83	6.18	11.11	30.4	65.5	128	307
Height compensation	[mm]	3.3	5.6	13.9	13.7	20	15.5	15.5	25

Operating and environmental conditions	
Type	VASB-...-NBR
Operating pressure	[bar] -0.95 ... 0
Operating medium	Atmospheric air based on ISO 8573-1:2010 [7:-:-]
Ambient temperature	[°C] -20 ... +80
Corrosion resistance class CRC ¹⁾	2

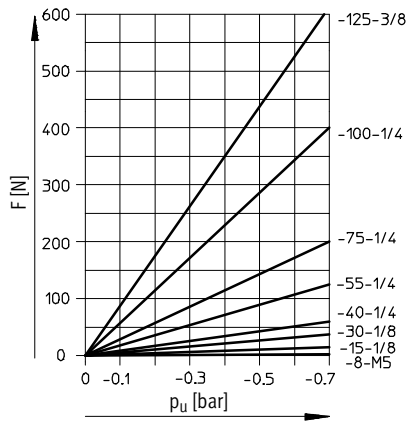
1) CRC2: Corrosion resistance class to Festo standard 940 070
Components with medium corrosion exposure. Externally visible components with significant decorative function in direct contact with normal industrial atmosphere or media such as coolants and lubricants.

Materials	
Type	VASB-...-NBR
Shore hardness	60 ±5
Suction cup	NBR Colour: black
Threaded plug	Brass (suction cup diameter 8 ... 30 mm) Die-cast zinc (suction cup diameter 40 ... 125 mm)
Note on materials	RoHS-compliant

Suction cups VASB-...-NBR, bellows

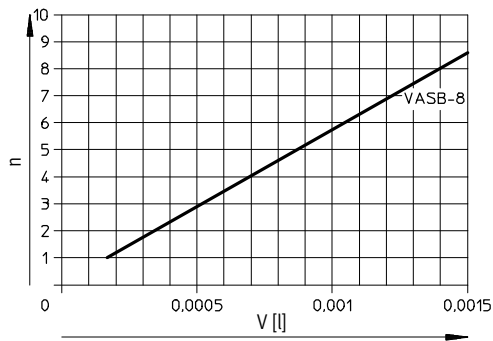
Technical data

Theoretical suction force F as a function of vacuum p_u

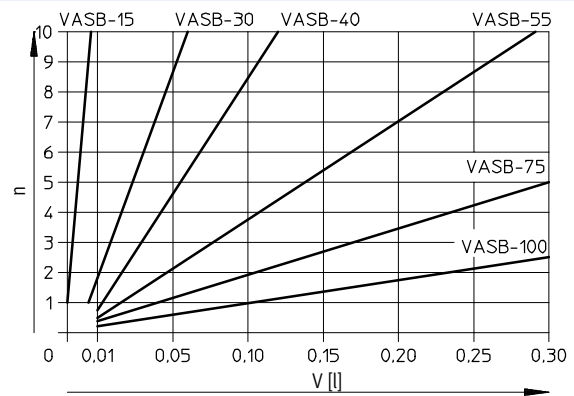


Suction cup volume

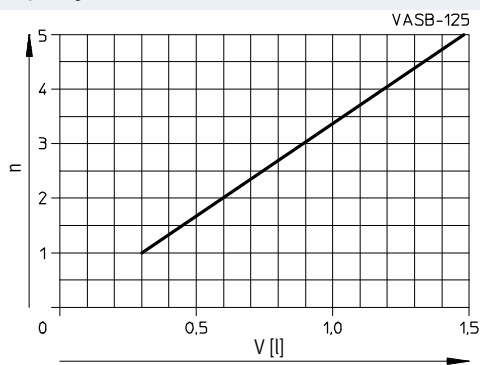
VASB-8



VASB-15 ... 100




VASB-125



Suction cups VASB-...-NBR, bellows

Technical data

Dimensions Download CAD data → www.festo.com
 VASB-...-NBR



Type	Connection D	D1 ∅	D2 ∅	L	L1	L2	L3	☉
VASB-8-...-NBR	M5	2	8	22.5	11.3	2.85	19.65	8
VASB-15-...-NBR	G1/8	3	15	25.2	12	4.7	20.5	13
VASB-30-...-NBR	G1/8	3	30	34.3	12	4.7	29.6	13
VASB-40-...-NBR	G1/4	4	40	43.4	17.4	5.8	37.6	17
VASB-55-...-NBR	G1/4	4	55	52.4	17.4	5.8	46.6	17
VASB-75-...-NBR	G1/4	4	75	43.5	17	5.8	37.7	17
VASB-100-...-NBR	G1/4	4	100	44	17	5.8	38.2	17
VASB-125-...-NBR	G3/8	7	125	60	20	6	54	19

Ordering data				
Suction cup diameter [mm]	Vacuum port	Weight [g]	Part No.	Type
8	M5	4	35410	VASB-8-M5-NBR
15	G1/8	11	35411	VASB-15-1/8-NBR
30	G1/8	15	35412	VASB-30-1/8-NBR
40	G1/4	30	35413	VASB-40-1/4-NBR
55	G1/4	42	35414	VASB-55-1/4-NBR
75	G1/4	95	35415	VASB-75-1/4-NBR
100	G1/4	170	35416	VASB-100-1/4-NBR
125	G3/8	207	152609	VASB-125-3/8-NBR

Suction cups VASB-...-SI-B/PUR-B, bellows

Type codes



VASB – 30 – 1/8 – PUR – B


Type	
VASB	Suction cup

Suction cup diameter [mm]	
8	8
15	15
30	30
40	40
55	55
75	75
100	100
125	125

Vacuum port	
M5	Thread M5
1/8	Thread G1/8
1/4	Thread G1/4
3/8	Thread G3/8

Materials	
SI	VMQ (silicone)
PUR	Polyurethane

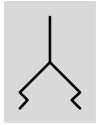
Generation	
B	B series



-  - Note
Possible combinations can be found in the ordering data.

Suction cups VASB-...-SI-B/PUR-B, bellows

Technical data

Function



-  Diameter
8 ... 125 mm
-  Temperature range
-40 ... +200 °C



General technical data									
Suction cup diameter	[mm]	8	15	30	40	55	75	100	125
Vacuum connection		M5	G1/8	G1/8	G1/4	G1/4	G1/4	G1/4	G3/8
Connection position		On top							
Nominal size	[mm]	2	3	3	4	4	4	4	7
Design		Round, bellows, 1.5 convolutions							
Type of mounting		Via vacuum connection							
Mounting position		Any							
Nominal operating pressure	[bar]	-0.7							
Holding force at nominal operating pressure -0.7 bar	[N]	SI: 2.6 PUR: 2.8	8.5	SI: 25 PUR: 34	SI: 58 PUR: 60	110	SI: 228 PUR: 250	SI: 395 PUR: 450	SI: 610 PUR: 570
Suction cup volume	[cm ³]	0.163	0.83	6.18	11.11	30.4	65.5	128	307
Height compensation	[mm]	3.3	5.6	13.9	13.7	20	15.5	15.5	25

Operating and environmental conditions		
Type	VASB-...-SI-B	VASB-...-PUR-B
Operating pressure	[bar]	-0.95 ... 0
Operating medium		Atmospheric air based on ISO 8573-1:2010 [7:-:-]
Ambient temperature	[°C]	-40 ... +200
Corrosion resistance class CRC ¹⁾		2
Suitability for use in the food industry		As per manufacturer's declaration

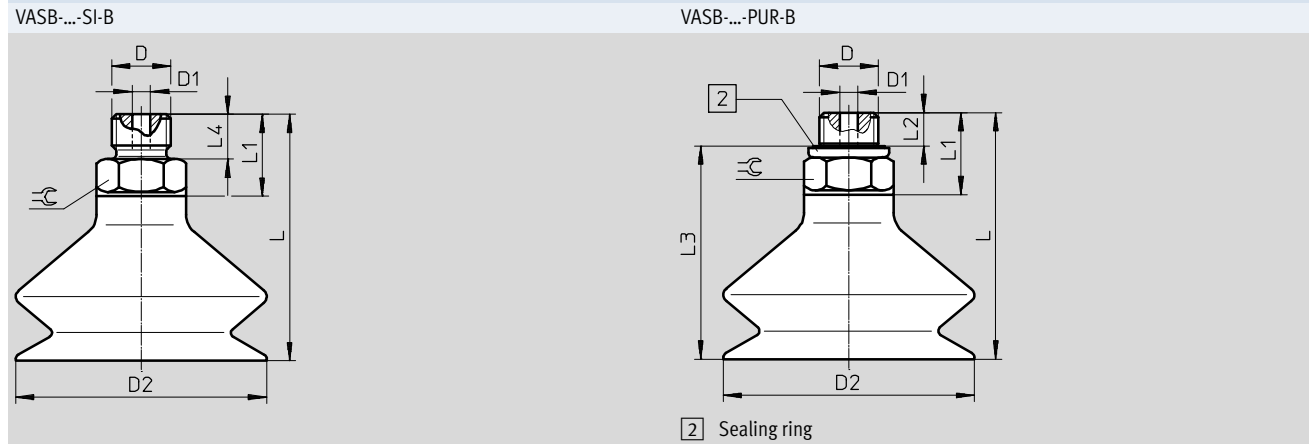
1) CRC2: Corrosion resistance class to Festo standard 940 070
Components with medium corrosion exposure. Externally visible components with significant decorative function in direct contact with normal industrial atmosphere or media such as coolants and lubricants.

Materials		
Type	VASB-...-SI-B	VASB-...-PUR-B
Shore hardness		60 ±5
Suction cup	VMQ (silicone) Colour: transparent	PUR Colour: blue
Threaded plug	Wrought aluminium alloy	Brass (suction cup diameter 8 ... 30 mm) Die-cast zinc (suction cup diameter 40 ... 125 mm)
Note on materials	RoHS-compliant Contains PWIS (paint wetting impairment substances)	-

Suction cups VASB-...-SI-B/PUR-B, bellows

Technical data

Dimensions Download CAD data → www.festo.com



Type	Connection D	D1 Ø	D2 Ø	L	L1	L2	L3	L4	⌀
VASB-8-...-SI-B	M5	2	8	22.5	11.5	-	-	4.3	8
VASB-15-...-SI-B	G1/8	3	15	25.5	12	-	-	6.5	13
VASB-30-...-SI-B	G1/8	3	30	34	12	-	-	6.5	13
VASB-40-...-SI-B	G1/4	4	40	43	17	-	-	8	17
VASB-55-...-SI-B	G1/4	4	55	52	17	-	-	8	17
VASB-75-...-SI-B	G1/4	4	75	43.7	14.2	-	-	8	17
VASB-100-...-SI-B	G1/4	4	100	43.7	14.2	-	-	8	17
VASB-125-...-SI-B	G3/8	7	125	60	16.4	-	-	9	19
VASB-8-...-PUR-B	M5	2	8	22.5	11.5	3.55	18.95	-	8
VASB-15-...-PUR-B	G1/8	3	15	25.5	12	4.7	20.8	-	13
VASB-30-...-PUR-B	G1/8	3	30	34	12	4.7	29.3	-	13
VASB-40-...-PUR-B	G1/4	4	40	43	17	5.8	37.2	-	17
VASB-55-...-PUR-B	G1/4	4	55	52	17	5.8	46.2	-	17
VASB-75-...-PUR-B	G1/4	4	75	43.5	17	5.8	37.7	-	17
VASB-100-...-PUR-B	G1/4	4	100	43.5	17	5.8	37.7	-	17
VASB-125-...-PUR-B	G3/8	7	125	60	20	6	54	-	19

Suction cups VASB-...-SI-B/PUR-B, bellows


Technical data

Ordering data				
Suction cup diameter [mm]	Vacuum port	Weight [g]	Part No.	Type
VMQ (silicone)				
8	M5	2	1394696	VASB-8-M5-SI-B
15	G $\frac{1}{8}$	4	1377689	VASB-15- $\frac{1}{8}$ -SI-B
30	G $\frac{1}{8}$	7	1377637	VASB-30- $\frac{1}{8}$ -SI-B
40	G $\frac{1}{4}$	18	1372910	VASB-40- $\frac{1}{4}$ -SI-B
55	G $\frac{1}{4}$	29	1373812	VASB-55- $\frac{1}{4}$ -SI-B
75	G $\frac{1}{4}$	78	1378427	VASB-75- $\frac{1}{4}$ -SI-B
100	G $\frac{1}{4}$	132	1382277	VASB-100- $\frac{1}{4}$ -SI-B
125	G $\frac{3}{8}$	247	1387375	VASB-125- $\frac{3}{8}$ -SI-B
Polyurethane				
8	M5	4	1395637	VASB-8-M5-PUR-B
15	G $\frac{1}{8}$	11	1395671	VASB-15- $\frac{1}{8}$ -PUR-B
30	G $\frac{1}{8}$	14	1395690	VASB-30- $\frac{1}{8}$ -PUR-B
40	G $\frac{1}{4}$	30	1395691	VASB-40- $\frac{1}{4}$ -PUR-B
55	G $\frac{1}{4}$	39	1396063	VASB-55- $\frac{1}{4}$ -PUR-B
75	G $\frac{1}{4}$	90	1396064	VASB-75- $\frac{1}{4}$ -PUR-B
100	G $\frac{1}{4}$	155	1396066	VASB-100- $\frac{1}{4}$ -PUR-B
125	G $\frac{3}{8}$	294	1396067	VASB-125- $\frac{3}{8}$ -PUR-B

Product Range and Company Overview

A Complete Suite and Company Overview


Our experienced engineers provide complete support at every stage of your development process, including: conceptualization, analysis, engineering, design, assembly, documentation, validation, and production.



Custom Automation Components
Complete custom engineered solutions



Custom Control Cabinets
Comprehensive engineering support and on-site services



Complete Systems
Shipment, stocking and storage services

The Broadest Range of Automation Components

With a comprehensive line of more than 30,000 automation components, Festo is capable of solving the most complex automation requirements.



Electromechanical
Electromechanical actuators, motors, controllers & drivers



Pneumatics
Pneumatic linear and rotary actuators, valves, and air supply



PLCs and I/O Devices
PLC's, operator interfaces, sensors and I/O devices

Supporting Advanced Automation... As No One Else Can!

Festo is a leading global manufacturer of pneumatic and electromechanical systems, components and controls for industrial automation, with more than 16,000 employees in 60 national headquarters serving more than 180 countries. For more than 80 years, Festo has continuously elevated the state of manufacturing with innovations and optimized motion control solutions that deliver higher performing, more profitable automated manufacturing and processing equipment. Our dedication to the advancement of automation extends beyond technology to the education and development of current and future automation and robotics designers with simulation tools, teaching programs, and on-site services.

Quality Assurance, ISO 9001 and ISO 14001 Certifications

Festo Corporation is committed to supply all Festo products and services that will meet or exceed our customers' requirements in product quality, delivery, customer service and satisfaction.

To meet this commitment, we strive to ensure a consistent, integrated, and systematic approach to management that will meet or exceed the requirements of the ISO 9001 standard for Quality Management and the ISO 14001 standard for Environmental Management.



© Copyright 2013, Festo Corporation. While every effort is made to ensure that all dimensions and specifications are correct, Festo cannot guarantee that publications are completely free of any error, in particular typing or printing errors. Accordingly, Festo cannot be held responsible for the same. For Liability and Warranty conditions, refer to our "Terms and Conditions of Sale", available from your local Festo office. All rights reserved. No part of this publication may be reproduced, distributed, or transmitted in any form or by any means, electronic, mechanical, photocopying or otherwise, without the prior written permission of Festo. All technical data subject to change according to technical update.



Printed on recycled paper at New Horizon Graphic, Inc., FSC certified as an environmental friendly printing plant.

Festo North America



**1 Festo Canada
Headquarters
Festo Inc.**
5300 Explorer Drive
Mississauga, ON
L4W 5G4

2 Montréal
5600, Trans-Canada
Pointe-Claire, QC
H9R 1B6

3 Québec City
2930, rue Watt#117
Québec, QC
G1X 4G3



**4 Festo United States
Headquarters
Festo Corporation**
395 Moreland Road
Hauppauge, NY
11788

5 Appleton
North 922 Tower View Drive, Suite N
Greenville, WI
54942

7 Detroit
1441 West Long Lake Road
Troy, MI
48098

6 Chicago
85 W Algonquin - Suite 340
Arlington Heights, IL
60005

8 Silicon Valley
4935 Southfront Road, Suite F
Livermore, CA
94550

Festo Regional Contact Center

Canadian Customers

Commercial Support:
Tel: 1 877 GO FESTO (1 877 463 3786)
Fax: 1 877 FX FESTO (1 877 393 3786)
Email: festo.canada@ca.festo.com

Technical Support:

Tel: 1 866 GO FESTO (1 866 463 3786)
Fax: 1 877 FX FESTO (1 877 393 3786)
Email: technical.support@ca.festo.com

USA Customers

Commercial Support:
Tel: 1 800 99 FESTO (1 800 993 3786)
Fax: 1 800 96 FESTO (1 800 963 3786)
Email: customer.service@us.festo.com

Technical Support:

Tel: 1 866 GO FESTO (1 866 463 3786)
Fax: 1 800 96 FESTO (1 800 963 3786)
Email: product.support@us.festo.com