


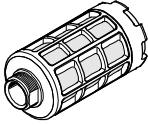





Silencers




# Silencers

Product range overview




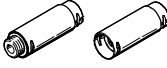
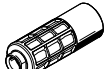

FESTO

Version	Type	Connection D1			Push-in connector	For tubing I.D.	Push-in sleeve diameter	Noise level [dB (A)]	→ Page/ Internet
		M thread	G thread	NPT thread					
<b>Sintered metal</b>									
	U-PK-3	–	–	–	–	3	–	< 70	4
	U-PK-4	–	–	–	–	4	–	< 74	
<b>Polymer, male thread</b>									
	U-1/8	–	G1/8	–	–	–	–	< 77	5
	U-1/4	–	G1/4	–	–	–	–	< 77	
	U-3/8	–	G3/8	–	–	–	–	< 82	
	U-1/2	–	G1/2	–	–	–	–	< 80	
	U-3/4	–	G3/4	–	–	–	–	< 83	
	U-1	–	G1	–	–	–	–	< 84	
<b>Polymer, female thread</b>									
	U-1/8-I	–	G1/8	–	–	–	–	< 77	6
<b>Die-cast metal</b>									
	U-1/8-B	–	G1/8	–	–	–	–	< 74	7
	U-1/4-B	–	G1/4	–	–	–	–	< 80	
	U-3/8-B	–	G3/8	–	–	–	–	< 80	
	U-1/2-B	–	G1/2	–	–	–	–	< 80	
	U-3/4-B	–	G3/4	–	–	–	–	< 81	
	U-1-B	–	G1	–	–	–	–	< 80	
	U-3/4-B-NPT	–	–	NPT3/4-14	–	–	–	< 81	8
	U-1-B-NPT	–	–	NPT1-11 1/2	–	–	–	< 80	
<b>With push-in sleeve for push-in fitting QS, Quick Star</b>									
	UC-QS-3H	–	–	–	–	–	3	< 60	9
	UC-QS-4H	–	–	–	–	–	4	< 60	
	UC-QS-6H	–	–	–	–	–	6	< 60	
	UC-QS-8H	–	–	–	–	–	8	< 60	
	UC-QS-10H	–	–	–	–	–	10	< 68	
<b>Threaded connection, for solenoid valves CPE, Compact Performance</b>									
	UC-M5	M5	–	–	–	–	–	< 60	10
	UC-M7	M7	–	–	–	–	–	< 58	
	UC-1/8	–	G1/8	–	–	–	–	< 59	
	UC-1/4	–	G1/4	–	–	–	–	< 60	
	UC-3/8	–	G3/8	–	–	–	–	< 60	
<b>Push-in connector, for solenoid valves VUVB-ST12/valve terminals type 23 VTUB-12</b>									
	AMTC-P-PC10	–	–	–	Cartridge 10 mm	–	–	< 58	11

 Note  
Clean silencers with kerosene or benzene (not with trichloroethylene).

# Silencers

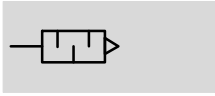
Product range overview

Version	Type	Connection D1			Push-in connector	For tubing I.D.	Push-in sleeve diameter	Noise level [dB (A)]	→ Page/ Internet	
		M thread	G thread	NPT thread						
<b>Metal</b>										
	AMTE-M-H-M5	M5	–	–	–	–	–	< 71	12	
	AMTE-M-H-G18	–	G1/8	–	–	–	–	< 92		
	AMTE-M-H-G14	–	G1/4	–	–	–	–	< 95		
	AMTE-M-H-G38	–	G3/8	–	–	–	–	< 92		
	AMTE-M-H-G12	–	G1/2	–	–	–	–	< 92		
	AMTE-M-LH-M3	M3	–	–	–	–	–	< 55	14	
	AMTE-M-LH-M5	M5	–	–	–	–	–	< 72		
	AMTE-M-LH-G18	–	G1/8	–	–	–	–	< 76		
	AMTE-M-LH-G14	–	G1/4	–	–	–	–	< 83		
	AMTE-M-LH-G38	–	G3/8	–	–	–	–	< 82		
	AMTE-M-LH-G12	–	G1/2	–	–	–	–	< 88		
	AMTE-M-LH-G34	–	G3/4	–	–	–	–	< 85		
	AMTE-M-LH-G1	–	G1	–	–	–	–	< 88		
	AMTE-M-LH-U10	–	–	UNF10-32	–	–	–	< 71		16
	AMTE-M-LH-N18	–	–	NPT1/8-27	–	–	–	< 77		
AMTE-M-LH-N14	–	–	NPT1/4-18	–	–	–	< 82			
AMTE-M-LH-N38	–	–	NPT3/8-18	–	–	–	< 83			
AMTE-M-LH-N12	–	–	NPT1/2-14	–	–	–	< 85			
<b>For vacuum generators VN-T2/T3</b>										
	UO-M7	M7	–	–	–	–	–	–	18	
	UO-1/8	–	G1/8	–	–	–	–	–		
	UO-1/4	–	G1/4	–	–	–	–	–		
<b>For vacuum generators VN-T4/T6</b>										
	UOM-1/4	–	G1/4	–	–	–	–	–	19	
	UOM-3/8	–	G3/8	–	–	–	–	–		
	UOMS-1/4	–	–	–	–	–	–	–		
	UOMS-3/8	–	–	–	–	–	–	–		
<b>For soft-start and exhaust valve MS6-SV</b>										
	UOS-1	–	G1	–	–	–	–	< 75	ms6-sv	
<b>Filter silencer</b>										
	LFU-1/4	–	G1/4	–	–	–	–	< 40	lfu	
	LFU-3/8	–	G3/8	–	–	–	–	–		
	LFU-1/2	–	G1/2	–	–	–	–	–		
	LFU-1	–	G1	–	–	–	–	–		

# Silencers U

Technical data – Sintered metal design

Function



- For noise reduction and avoiding contamination at the exhaust ports of pneumatic components
- Compact design



General technical data		PK-3	PK-4
Pneumatic connection		PK-3	PK-4
Mounting position		Any	
Noise level <sup>1)</sup>	[dB (A)]	< 70	< 74
Flow rate with respect to atmosphere <sup>2)</sup>	[l/min]	80	150
Product weight	[g]	5	5

- 1) Measured at 6 bar with respect to atmosphere at a distance of 1 m  
 2) Measured at p<sub>1</sub> = 6 bar

Operating and environmental conditions	
Operating pressure	[bar] 0 ... 10
Operating medium	Compressed air in accordance with ISO 8573-1:2010 [7:-:-]
Note on operating/pilot medium	Operation with lubricated medium possible (in which case lubricated operation will always be required)
Ambient temperature	[°C] -10 ... +70

Materials	
Threaded plug	Brass
Silencer insert	Bronze
Note on materials	RoHS-compliant

## Dimensions Download CAD data → [www.festo.com](http://www.festo.com)

U-PK-3

1) Barbed fitting for tubing I.D. 3 mm

U-PK-4

2) Barbed fitting for tubing I.D. 4 mm

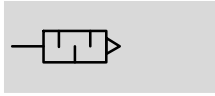
Ordering data			
Pneumatic connection	Part No.	Type	PU <sup>1)</sup>
PK-3	4646	U-PK-3	10
PK-4	4932	U-PK-4	10

1) Packaging unit

# Silencers U

Technical data – Polymer design, male thread

Function



- For noise reduction at the exhaust ports of pneumatic components



General technical data							
Pneumatic connection		G1/8	G1/4	G3/8	G1/2	G3/4	G1
Mounting position		Any					
Noise level <sup>1)</sup>	[dB (A)]	< 77	< 77	< 82	< 80	< 83	< 84
Flow rate with respect to atmosphere <sup>2)</sup>	[l/min]	2,050	3,400	5,900	10,600	15,000	19,900
Product weight	[g]	2	8	30	58	83	140

- 1) Measured at 6 bar with respect to atmosphere at a distance of 1 m  
 2) Measured at p1 = 6 bar

Operating and environmental conditions	
Operating pressure	[bar] 0 ... 10
Operating medium	Compressed air in accordance with ISO 8573-1:2010 [7:-:-]
Note on operating/pilot medium	Operation with lubricated medium possible (in which case lubricated operation will always be required)
Ambient temperature	[°C] -10 ... +70

Materials	
Housing	Polyacetal
Silencer insert	Polyethylene
Note on materials	Free of copper and PTFE RoHS-compliant

**Dimensions** Download CAD data → [www.festo.com](http://www.festo.com)

Ordering data						
Pneumatic connection	D2	L1	L2	Part No.	Type	PU <sup>1)</sup>
D1	∅					
G1/8	15.2	35.9	5.5	2307	U-1/8	1
				534222	U-1/8-50	50
G1/4	19	57	6.5	2316	U-1/4	1
				534223	U-1/4-20	20
G3/8	33.5	78.8	7.5	2309	U-3/8	1
				534224	U-3/8-20	20
G1/2	43	88.1	9	2310	U-1/2	1
				534225	U-1/2-20	20
G3/4	45	120.7	10.5	2311	U-3/4	1
G1	55	126.5	11.5	2312	U-1	1

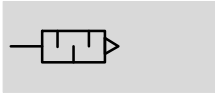
1) Packaging unit

# Silencers U

Technical data – Polymer design, female thread



Function



- For noise reduction at the exhaust ports of pneumatic components



General technical data		
Pneumatic connection		G $\frac{1}{8}$
Mounting position		Any
Noise level <sup>1)</sup>	[dB (A)]	< 77
Flow rate with respect to atmosphere <sup>2)</sup>	[l/min]	2,050
Product weight	[g]	4

1) Measured at 6 bar with respect to atmosphere at a distance of 1 m

2) Measured at p<sub>1</sub> = 6 bar

Operating and environmental conditions		
Operating pressure	[bar]	0 ... 10
Operating medium		Compressed air in accordance with ISO 8573-1:2010 [7:--:-]
Note on operating/pilot medium		Operation with lubricated medium possible (in which case lubricated operation will always be required)
Ambient temperature	[°C]	-10 ... +70

Materials	
Housing	Polyacetal
Silencer insert	Polyethylene
Note on materials	Free of copper and PTFE RoHS-compliant

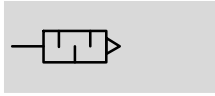
**Dimensions** Download CAD data → [www.festo.com](http://www.festo.com)

Ordering data		
Pneumatic connection	Part No.	Type
G $\frac{1}{8}$	<b>3670</b>	U- $\frac{1}{8}$ -I

# Silencers U

Technical data – Die-cast design

Function



- For noise reduction at the exhaust ports of pneumatic components



General technical data							
Pneumatic connection		G $\frac{1}{8}$	G $\frac{1}{4}$	G $\frac{3}{8}$	G $\frac{1}{2}$	G $\frac{3}{4}$	G1
Mounting position		Any					
Noise level <sup>1)</sup>	[dB (A)]	< 74	< 80	< 80	< 80	< 81	< 80
Flow rate with respect to atmosphere <sup>2)</sup>	[l/min]	1,204	2,838	5,734	7,622	13,266	15,102
Product weight	[g]	8	17	37	75	120	233

1) Measured at 6 bar with respect to atmosphere at a distance of 1 m  
 2) Measured at p<sub>1</sub> = 6 bar

Operating and environmental conditions	
Operating pressure	[bar] 0 ... 10
Operating medium	Compressed air in accordance with ISO 8573-1:2010 [7:-:-]
Note on operating/pilot medium	Operation with lubricated medium possible
Ambient temperature	[°C] -10 ... +70

Materials	
Housing	Die-cast aluminium
Silencer insert	PE
Note on materials	Free of copper and PTFE RoHS-compliant

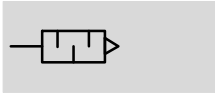
**Dimensions** Download CAD data → [www.festo.com](http://www.festo.com)

Ordering data						
Pneumatic connection	D	L	L1	☉	Part No.	Type
D1	∅					
G $\frac{1}{8}$	16	39.2	5.5	14	<b>6841</b>	<b>U-<math>\frac{1}{8}</math>-B</b>
G $\frac{1}{4}$	19.5	55.6	6.5	17	<b>6842</b>	<b>U-<math>\frac{1}{4}</math>-B</b>
G $\frac{3}{8}$	25	86.6	7.5	19	<b>6843</b>	<b>U-<math>\frac{3}{8}</math>-B</b>
G $\frac{1}{2}$	28	116.5	9	24	<b>6844</b>	<b>U-<math>\frac{1}{2}</math>-B</b>
G $\frac{3}{4}$	38	138	10.5	32	<b>6845</b>	<b>U-<math>\frac{3}{4}</math>-B</b>
G1	47.8	177	11.5	36	<b>151990</b>	<b>U-1-B</b>

# Silencers U, NPT

Technical data – Die-cast design

Function



- For noise reduction at the exhaust ports of pneumatic components



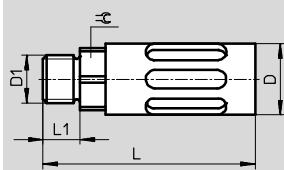
General technical data		
Pneumatic connection	NPT $\frac{3}{4}$ -14	NPT1-11 $\frac{1}{2}$
Mounting position	Any	
Noise level <sup>1)</sup>	[dB (A)] < 81	< 80
Flow rate with respect to atmosphere <sup>2)</sup>	[l/min] 11,834	15,102
Product weight	[g] 128	233

- 1) Measured at 6 bar with respect to atmosphere at a distance of 1 m  
 2) Measured at p<sub>1</sub> = 6 bar

Operating and environmental conditions		
Operating pressure	[bar]	0 ... 10
Operating medium	Compressed air in accordance with ISO 8573-1:2010 [7:-:-]	
Note on operating/pilot medium	Operation with lubricated medium possible (in which case lubricated operation will always be required)	
Ambient temperature	[°C]	-10 ... +70

Materials	
Housing	Die-cast aluminium
Threaded plug	Wrought aluminium alloy
Silencer insert	PE
Note on materials	Free of copper and PTFE RoHS-compliant

## Dimensions Download CAD data → [www.festo.com](http://www.festo.com)



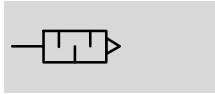
Ordering data						
Pneumatic connection	D	L	L1	⌀	Part No.	Type
D1	∅					
NPT $\frac{3}{4}$ -14	38	151	18	30	566823	U- $\frac{3}{4}$ -B-NPT
NPT1-11 $\frac{1}{2}$	47.8	193.3	22.5	41	571280	U-1-B-NPT



# Silencers UC

Technical data – Design with push-in sleeve

Function



- For noise reduction at the exhaust ports of pneumatic components
- For QS push-in connectors 3 ... 10 mm



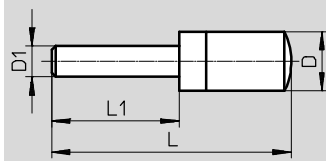
General technical data					
Push-in sleeve diameter	3	4	6	8	10
Mounting position	Any				
Noise level <sup>1)</sup> [dB (A)]	< 60	< 60	< 60	< 60	< 68
Flow rate with respect to atmosphere <sup>2)</sup> [l/min]	170	350	800	1,500	3,100
Product weight [g]	0.4	0.5	1.1	2.3	5.5

1) Measured at 6 bar with respect to atmosphere at a distance of 1 m  
 2) Measured at p1 = 6 bar

Operating and environmental conditions	
Operating pressure [bar]	0 ... 10
Operating medium	Compressed air in accordance with ISO 8573-1:2010 [7:-:-]
Note on operating/pilot medium	Operation with lubricated medium possible
Ambient temperature [°C]	-10 ... +70

Materials	
Threaded plug	PE
Silencer insert	PE
Note on materials	RoHS-compliant

Dimensions Download CAD data → [www.festo.com](http://www.festo.com)

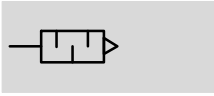


Ordering data					
Push-in sleeve diameter	D	L	L1	Part No.	Type
D1	∅				
3	7.8 +0.1/-0.3	29.1 ±0.6	14.4 ±0.2	165005	UC-QS-3H
4	7.8 +0.1/-0.3	31.0 ±0.6	16.3 ±0.2	165006	UC-QS-4H
6	9.8 -0.4	41.3 +1.4	17.2	165007	UC-QS-6H
8	13.8 +0.2/-0.3	54.4 +0.5/-1.0	23.4	175611	UC-QS-8H
10	17.8 -0.3	68.7 +0.2/-0.8	26.7	526475	UC-QS-10H

## Silencers UC

Technical data – Design with threaded connection

Function



- For noise reduction at the exhaust ports of pneumatic components
- For solenoid valves CPE, Compact Performance



General technical data						
Pneumatic connection		M5	M7	G1/8	G1/4	G3/8
Mounting position		Any				
Noise level <sup>1)</sup>	[dB (A)]	< 60	< 58	< 59	< 60	< 60
Flow rate with respect to atmosphere <sup>2)</sup>	[l/min]	350	800	1,700	3,200	5,000
Product weight	[g]	0.4	1.2	2.6	5.2	10.5

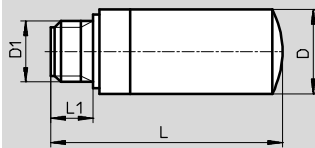
1) Measured at 6 bar with respect to atmosphere at a distance of 1 m

2) Measured at p1 = 6 bar

Operating and environmental conditions	
Operating pressure	[bar] 0 ... 10
Operating medium	Compressed air in accordance with ISO 8573-1:2010 [7:-:-]
Note on operating/pilot medium	Operation with lubricated medium possible
Ambient temperature	[°C] -10 ... +70

Materials	
Threaded plug	PE
Silencer insert	PE
Note on materials	RoHS-compliant

### Dimensions Download CAD data → [www.festo.com](http://www.festo.com)



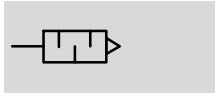
Ordering data						
Pneumatic connection	D	L	L1	Part No.	Type	PU <sup>1)</sup>
D1	Ø					
M5	7.8 +0.1/-0.3	19.4 +0.6/-0.8	4.5 ±0.2	165003	UC-M5	1
				534217	UC-M5-50	50
M7	9.8 -0.4	30.7 +0.6/-0.8	5.5 -0.5	161418	UC-M7	1
				534218	UC-M7-50	50
G1/8	13.8 +0.2/-0.3	38.0 +0.8/-1.0	6.5 ±0.1	161419	UC-1/8	1
				534219	UC-1/8-50	50
G1/4	17.8 -0.3	50.8 +0.8/-1.0	8.5 ±0.15	165004	UC-1/4	1
				534220	UC-1/4-20	20
G3/8	22.1 -0.4	69.5 +0.6/-0.8	9.5 ±0.1	1707427	UC-3/8	1
				576759	UC-3/8-20	20

1) Packaging unit

# Silencers AMTC

Technical data

## Function



- For solenoid valves VUVB-ST12/ valve terminals type 23 VTUB-12
- Attached via PIN (spring clip), included in the scope of delivery of the valve



General technical data		
Pneumatic connection		Cartridge 10 mm
Mounting position		Any
Noise level <sup>1)</sup>	[dB (A)]	≤ 58
Flow rate with respect to atmosphere <sup>2)</sup>	[l/min]	800
Product weight	[g]	2.0

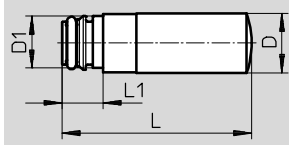
1) Measured at 6 bar with respect to atmosphere at a distance of 1 m

2) Measured at p1 = 6 bar

Operating and environmental conditions		
Operating pressure	[bar]	0 ... 10
Operating medium		Compressed air in accordance with ISO 8573-1:2010 [7:-:-]
Note on operating/pilot medium		Operation with lubricated medium possible
Ambient temperature	[°C]	-5 ... +60

Materials	
Threaded plug	PE
Silencer insert	PE
Note on materials	RoHS-compliant

**Dimensions** Download CAD data → [www.festo.com](http://www.festo.com)



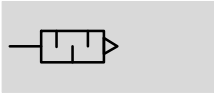
Ordering data							
Pneumatic connection	D	D1	L	L1	Part No.	Type	PU <sup>1)</sup>
Cartridge 10 mm	9.8	8.9	31.4	6.8	1224460	AMTC-P-PC10	1

1) Packaging unit

## Silencers AMTE

Technical data – Short design

Function



- Suitable for reducing noise at the exhaust ports of pneumatic systems



General technical data		M5	G1/8	G1/4	G3/8	G1/2
Pneumatic connection		M5	G1/8	G1/4	G3/8	G1/2
Mounting position		Any				
Noise level <sup>1)</sup>	[db (A)]	< 71	< 92	< 95	< 92	< 92
Flow rate with respect to atmosphere <sup>2)</sup>	[l/min]	91	615	1,000	1,545	2,745
Product weight	[g]	1.1	5	9.5	17	30

1) Measured at 6 bar with respect to atmosphere at a distance of 1 m

2) Measured at p1 = 6 bar

Operating and environmental conditions	
Operating pressure	[bar] 0 ... 10
Operating medium	Compressed air to ISO 8573-1:2010 [7:-:-]
Note on operating/pilot medium	Lubricated operation possible
Ambient temperature	[°C] -10 ... +80
Corrosion resistance class CRC <sup>1)</sup>	1

1) CRC1: Corrosion resistance class to Festo standard 940 070

Components with light corrosion exposure. Protection for transport and storage. Components without significant decorative function or surface, e.g. installed out of sight internally or behind covers.

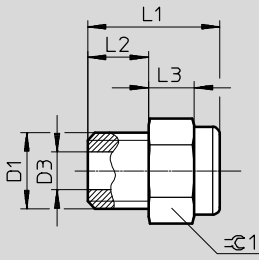
Materials	
Threaded plug	Brass
Silencer insert	Bronze
Note on materials	RoHS-compliant

# Silencers AMTE

Technical data – Short design

## Dimensions

Download CAD data → [www.festo.com](http://www.festo.com)



## Ordering data

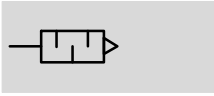
Pneumatic connection	D3	L1	L2	L3	⊖C 1	Part No.	Type	PU <sup>1)</sup>
D1	∅	±0.5	±0.1		-0.2			
M5	2.5	8.7	4	3	6	<b>1206621</b>	<b>AMTE-M-H-M5</b>	<b>20</b>
G <sup>1</sup> / <sub>8</sub>	6.5	11.8	5.5	3.5	12	<b>1206622</b>	<b>AMTE-M-H-G18</b>	<b>20</b>
G <sup>1</sup> / <sub>4</sub>	9	13.8	6.5	4	15	<b>1206623</b>	<b>AMTE-M-H-G14</b>	<b>20</b>
G <sup>3</sup> / <sub>8</sub>	12	16.5	7.5	6	19	<b>1206624</b>	<b>AMTE-M-H-G38</b>	<b>10</b>
G <sup>1</sup> / <sub>2</sub>	15	19	10	6	24	<b>1206625</b>	<b>AMTE-M-H-G12</b>	<b>10</b>

1) Packaging unit

## Silencers AMTE

Technical data – Long design

Function



- Suitable for reducing noise at the exhaust ports of pneumatic systems



General technical data									
Pneumatic connection		M3	M5	G1/8	G1/4	G3/8	G1/2	G3/4	G1
Mounting position		Any							
Noise level <sup>1)</sup>	[db (A)]	< 55	< 72	< 76	< 83	< 82	< 88	< 85	< 88
Flow rate with respect to atmosphere <sup>2)</sup>	[l/min]	95	255	1,735	3,140	5,430	10,500	12,400	17,235
Product weight	[g]	0.4	1.5	7.5	13	26	43	80	115

1) Measured at 6 bar with respect to atmosphere at a distance of 1 m

2) Measured at p1 = 6 bar

Operating and environmental conditions	
Operating pressure	[bar] 0 ... 10
Operating medium	Compressed air to ISO 8573-1:2010 [7:-:-]
Note on operating/pilot medium	Lubricated operation possible
Ambient temperature	[°C] -10 ... +80
Corrosion resistance class CRC <sup>1)</sup>	1

1) CRC1: Corrosion resistance class to Festo standard 940 070

Components with light corrosion exposure. Protection for transport and storage. Components without significant decorative function or surface, e.g. installed out of sight internally or behind covers.

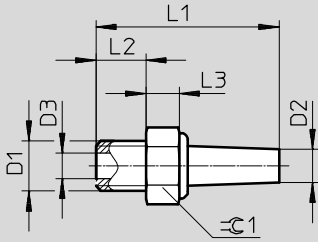
Materials	
Threaded plug	Brass
Silencer insert	Bronze
Note on materials	RoHS-compliant

# Silencers AMTE

Technical data – Long design

## Dimensions

Download CAD data → [www.festo.com](http://www.festo.com)



## Ordering data

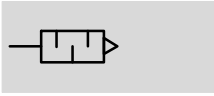
Pneumatic connection	D2	D3	L1	L2	L3	⌀ 1	Part No.	Type	PU <sup>1)</sup>
D1	∅ ±0.5	∅	±1	±0.1		-0.2			
M3	2	1.5	14	3	2	4	<b>1231120</b>	<b>AMTE-M-LH-M3</b>	<b>20</b>
M5	3	2.5	19.8	4	3	6	<b>1205858</b>	<b>AMTE-M-LH-M5</b>	<b>20</b>
G <sup>1</sup> / <sub>8</sub>	8	6.5	23.7	5.5	3.5	12	<b>1205860</b>	<b>AMTE-M-LH-G18</b>	<b>20</b>
G <sup>1</sup> / <sub>4</sub>	10	9	29	6.5	4	15	<b>1205861</b>	<b>AMTE-M-LH-G14</b>	<b>20</b>
G <sup>3</sup> / <sub>8</sub>	12	12	41	7.5	6	19	<b>1205862</b>	<b>AMTE-M-LH-G38</b>	<b>10</b>
G <sup>1</sup> / <sub>2</sub>	16	15	46.5	10	6	24	<b>1205863</b>	<b>AMTE-M-LH-G12</b>	<b>10</b>
G <sup>3</sup> / <sub>4</sub>	20.5	20	50	10	6	30	<b>1205864</b>	<b>AMTE-M-LH-G34</b>	<b>10</b>
G1	20.5	26	59	10	6	36	<b>1205865</b>	<b>AMTE-M-LH-G1</b>	<b>10</b>

1) Packaging unit

## Silencers AMTE, NPT

Technical data – Long design

Function



- Suitable for reducing noise at the exhaust ports of pneumatic systems



General technical data		UNF10-32	NPT1/8-27	NPT1/4-18	NPT3/8-18	NPT1/2-14
Pneumatic connection						
Assembly position		Any				
Noise level <sup>1)</sup>	[db (A)]	< 71	< 77	< 82	< 83	< 85
Flow rate with respect to atmosphere <sup>2)</sup>	[l/min]	260	1,615	3,080	5,365	9,240
Product weight	[g]	1.7	9	17	29	46

1) Measured at 6 bar with respect to atmosphere at a distance of 1 m

2) Measured at p1 = 6 bar

Operating and environmental conditions	
Operating pressure	[bar] 0 ... 10
Operating medium	Compressed air to ISO 8573-1:2010 [7:-:-]
Note on operating/pilot medium	Lubricated operation possible
Ambient temperature	[°C] -10 ... +80
Corrosion resistance class CRC <sup>1)</sup>	1

1) CRC1: Corrosion resistance class to Festo standard 940 070

Components with light corrosion exposure. Protection for transport and storage. Components without significant decorative function or surface, e.g. installed out of sight internally or behind covers.

Materials	
Threaded plug	Brass
Silencer insert	Bronze
Note on materials	RoHS-compliant

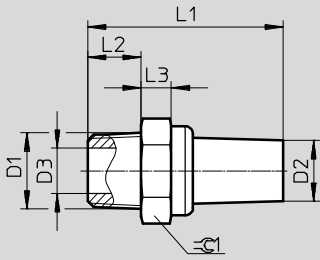


# Silencers AMTE, NPT

Technical data – Long design

## Dimensions

Download CAD data → [www.festo.com](http://www.festo.com)



## Ordering data

Pneumatic connection	D2	D3	L1	L2	L3	±0.1	Part No.	Type	PU <sup>1)</sup>
D1	∅ ±0.5	∅	±1	±0.1		-0.2			
UNF10-32	3	2.5	20.3	4	3.5	6	1206994	AMTE-M-LH-U10	20
NPT1/8-27	8	6	25.7	7	4	12	1206989	AMTE-M-LH-N18	20
NPT1/4-18	10	9	34.5	11	5	15	1206990	AMTE-M-LH-N14	20
NPT3/8-18	12	11.5	43.2	11	5.5	19	1206991	AMTE-M-LH-N38	10
NPT1/2-14	16	15	49	13	5.5	24	1206992	AMTE-M-LH-N12	10

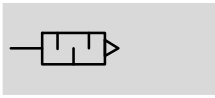
1) Packaging unit

# Silencers UO

Technical data

FESTO

Function



- Use only for vacuum generators VN-T2/T3
- Special minimal resistance silencer
- Facilitates trouble-free operation of the vacuum generator



General technical data			
Pneumatic connection	M7	G1/8	G1/4
Mounting position	Any		
Product weight [g]	2.5	5	8

Operating and environmental conditions	
Operating pressure of vacuum generator [bar]	0 ... 8
Operating medium	Compressed air in accordance with ISO 8573-1:2010 [7:4:4]
Ambient temperature [°C]	-10 ... +60
Corrosion resistance class CRC <sup>1)</sup>	2

1) CRC2: Corrosion resistance class to Festo standard 940 070  
Components with medium corrosion exposure. Externally visible components with significant decorative function in direct contact with normal industrial atmosphere or media such as coolants and lubricants.

Materials	
Threaded plug	Polyethylene
Silencer insert	Polyethylene
Note on materials	Free of copper and PTFE

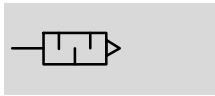
**Dimensions** Download CAD data → [www.festo.com](http://www.festo.com)

Ordering data						
Pneumatic connection	D	D2	L	L1	Part No.	Type
D1	∅					
M7	9.8	3	36.7	5.5	<b>197582</b>	<b>UO-M7</b>
G1/8	13.8	3.5	48	6.5	<b>197583</b>	<b>UO-1/8</b>
G1/4	17.8	5.3	62.3	8.5	<b>197584</b>	<b>UO-1/4</b>

# Silencers UOM/silencer extensions UOMS

## Technical data

### Function



- Use only for vacuum generators VN-T4/T6
- Special minimal resistance silencer
- Facilitates trouble-free operation of the vacuum generator
- Silencer extension for extending the silencer for further noise reduction



General technical data				
Type	UOM-1/4	UOM-3/8	UOMS-1/4	UOMS-3/8
Pneumatic connection	G1/4	G3/8	-	
Design	Silencer, open			
Type of mounting	Screw-in		Engaging	
Mounting position	Any			
Type of seal on threaded plug	No seal			
Product weight [g]	11.1	22.7	8.6	17.5

Operating and environmental conditions	
Operating pressure of vacuum generator [bar]	0 ... 8
Operating medium	Compressed air in accordance with ISO 8573-1:2010 [---:--]
Ambient temperature [°C]	0 ... +60
Corrosion resistance class CRC <sup>1)</sup>	2

1) CRC2: Corrosion resistance class to Festo standard 940 070  
Components with medium corrosion exposure. Externally visible components with significant decorative function in direct contact with normal industrial atmosphere or media such as coolants and lubricants.

Materials	
Housing	Polyacetal
Inner pipe	Wrought aluminium alloy
Threaded plug	Polyacetal
Silencer insert	Polyurethane foam
Note on materials	Free of copper and PTFE Contains PWIS (paint-wetting impairment substances)

Dimensions		Download CAD data → <a href="http://www.festo.com">www.festo.com</a>
UOM	UOMS	

Ordering data							
Pneumatic connection	D	D2	L	L1	L2	Part No.	Type
D1	∅	∅					
Silencer							
G1/4	17.8	-	73	8	10	538432	UOM-1/4
G3/8	23.8	-	74	8.6	10.5	538433	UOM-3/8
Silencer extension							
-	17.8	16	64.5	-	10	538436	UOMS-1/4
-	23.8	22	65.2	-	10.5	538437	UOMS-3/8

## Product Range and Company Overview

### A Complete Suite and Company Overview

Our experienced engineers provide complete support at every stage of your development process, including: conceptualization, analysis, engineering, design, assembly, documentation, validation, and production.



**Custom Automation Components**  
Complete custom engineered solutions



**Custom Control Cabinets**  
Comprehensive engineering support and on-site services



**Complete Systems**  
Shipment, stocking and storage services

### The Broadest Range of Automation Components

With a comprehensive line of more than 30,000 automation components, Festo is capable of solving the most complex automation requirements.



**Electromechanical**  
Electromechanical actuators, motors, controllers & drivers



**Pneumatics**  
Pneumatic linear and rotary actuators, valves, and air supply



**PLCs and I/O Devices**  
PLC's, operator interfaces, sensors and I/O devices

### Supporting Advanced Automation... As No One Else Can!

Festo is a leading global manufacturer of pneumatic and electromechanical systems, components and controls for industrial automation, with more than 16,000 employees in 60 national headquarters serving more than 180 countries. For more than 80 years, Festo has continuously elevated the state of manufacturing with innovations and optimized motion control solutions that deliver higher performing, more profitable automated manufacturing and processing equipment. Our dedication to the advancement of automation extends beyond technology to the education and development of current and future automation and robotics designers with simulation tools, teaching programs, and on-site services.

### Quality Assurance, ISO 9001 and ISO 14001 Certifications

Festo Corporation is committed to supply all Festo products and services that will meet or exceed our customers' requirements in product quality, delivery, customer service and satisfaction.

To meet this commitment, we strive to ensure a consistent, integrated, and systematic approach to management that will meet or exceed the requirements of the ISO 9001 standard for Quality Management and the ISO 14001 standard for Environmental Management.

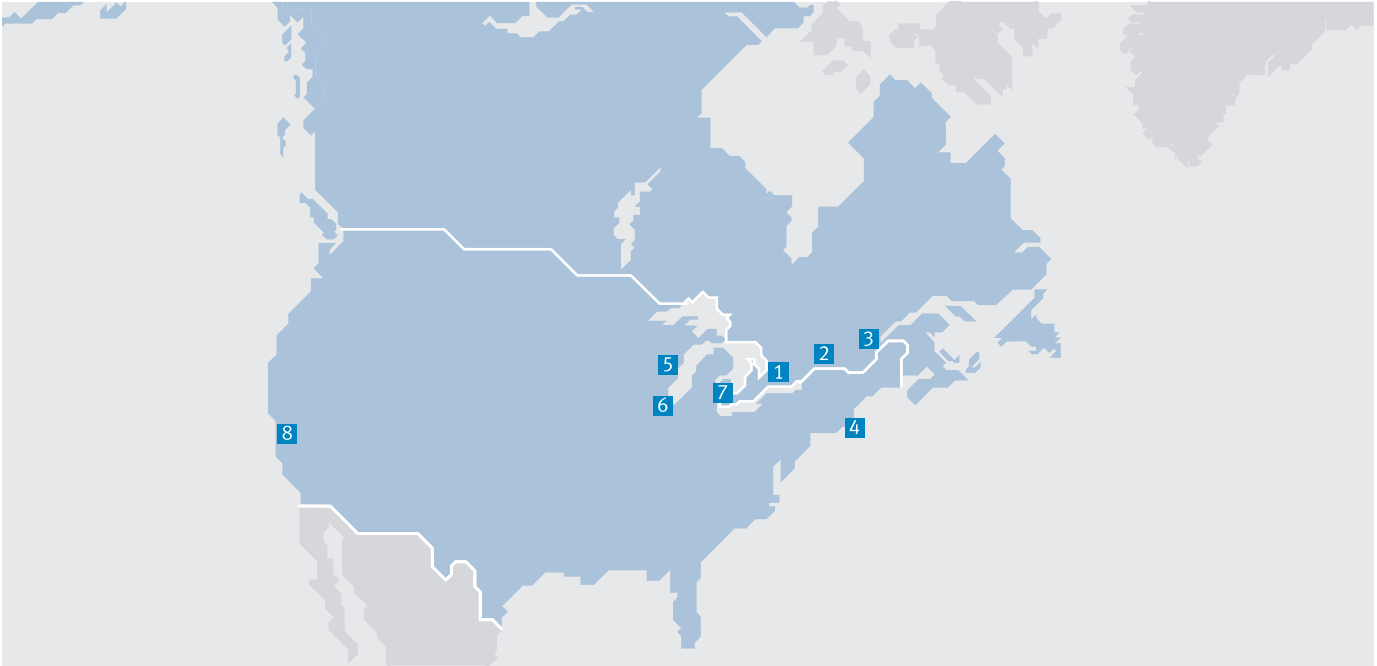


© Copyright 2013, Festo Corporation. While every effort is made to ensure that all dimensions and specifications are correct, Festo cannot guarantee that publications are completely free of any error, in particular typing or printing errors. Accordingly, Festo cannot be held responsible for the same. For Liability and Warranty conditions, refer to our "Terms and Conditions of Sale", available from your local Festo office. All rights reserved. No part of this publication may be reproduced, distributed, or transmitted in any form or by any means, electronic, mechanical, photocopying or otherwise, without the prior written permission of Festo. All technical data subject to change according to technical update.



Printed on recycled paper at New Horizon Graphic, Inc., FSC certified as an environmental friendly printing plant.

# Festo North America



**1 Festo Canada  
Headquarters  
Festo Inc.**  
5300 Explorer Drive  
Mississauga, ON  
L4W 5G4

**2 Montréal**  
5600, Trans-Canada  
Pointe-Claire, QC  
H9R 1B6

**3 Québec City**  
2930, rue Watt#117  
Québec, QC  
G1X 4G3



**4 Festo United States  
Headquarters  
Festo Corporation**  
395 Moreland Road  
Hauppauge, NY  
11788

**5 Appleton**  
North 922 Tower View Drive, Suite N  
Greenville, WI  
54942

**7 Detroit**  
1441 West Long Lake Road  
Troy, MI  
48098

**6 Chicago**  
85 W Algonquin - Suite 340  
Arlington Heights, IL  
60005

**8 Silicon Valley**  
4935 Southfront Road, Suite F  
Livermore, CA  
94550

## Festo Regional Contact Center

### Canadian Customers

Commercial Support:  
Tel: 1 877 GO FESTO (1 877 463 3786)  
Fax: 1 877 FX FESTO (1 877 393 3786)  
Email: festo.canada@ca.festo.com

Technical Support:  
Tel: 1 866 GO FESTO (1 866 463 3786)  
Fax: 1 877 FX FESTO (1 877 393 3786)  
Email: technical.support@ca.festo.com

### USA Customers

Commercial Support:  
Tel: 1 800 99 FESTO (1 800 993 3786)  
Fax: 1 800 96 FESTO (1 800 963 3786)  
Email: customer.service@us.festo.com

Technical Support:  
Tel: 1 866 GO FESTO (1 866 463 3786)  
Fax: 1 800 96 FESTO (1 800 963 3786)  
Email: product.support@us.festo.com

Subject to change

Internet: [www.festo.com/us](http://www.festo.com/us)