


**Bernoulli grippers OGGB**



# Bernoulli grippers OGGB

Key features

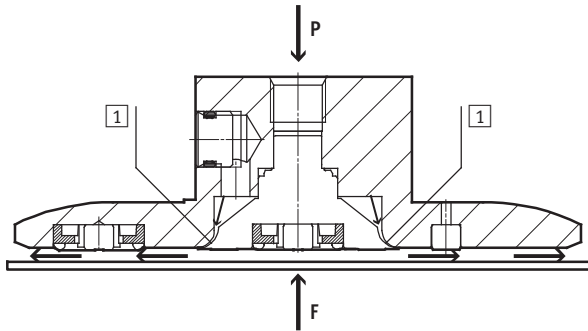
General		
Purpose	Benefits	Applications
<p>The Bernoulli gripper OGGB is ideally suited to transporting thin, extremely delicate and brittle workpieces.</p>	<ul style="list-style-type: none"> <li>• Minimised workpiece contact, gentle workpiece handling</li> <li>• Low energy costs thanks to minimised air consumption</li> <li>• Maximum workpiece loads thanks to high suction forces</li> <li>• Low-noise</li> <li>• Reliable separation of porous and air-permeable materials</li> <li>• Minimal assembly and installation</li> </ul>	<ul style="list-style-type: none"> <li>• Photovoltaics (solar cell and wafer transport)</li> <li>• Thin film solutions</li> <li>• Film transport</li> <li>• Flat panel</li> <li>• Thin glass panes</li> <li>• Electronic circuit boards</li> <li>• Flexible parts with large surface areas</li> <li>• Air-permeable workpieces</li> <li>• Separation of thin and porous materials</li> <li>• Workpieces with textured surface</li> </ul>

**Note**  
Complete coverage with the gripper is recommended when using thin, delicate workpieces (e.g. films).

## Functional principle

The incoming compressed air is deflected radially in the gripper and flows back out between the workpiece and gripper surface. The air is routed through a very thin gap [1] between the gripper body and the core in the gripper, which greatly accelerates its speed. The high outflow speeds generate a vacuum between the

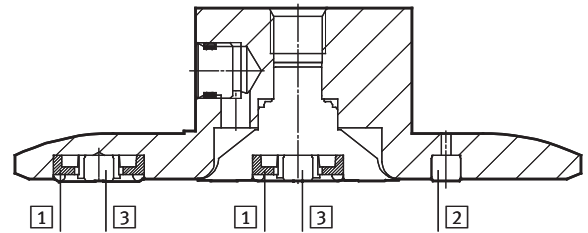
gripper and the workpiece. Spacers hold the workpiece at a distance to ensure that the air can flow off smoothly. Vacuum generation according to the Bernoulli principle enables a wide range of workpieces to be gripped gently and with very little contact.



## Variants

The gripper is available in three sizes. Two different materials can be chosen for the spacers for each size. With the first variant, all the spacers (ring shape [1] and knobs [2]) are made from POM. The second variant has ring-shaped spacers [1] made from POM and knobs [2] and [3] made from NBR. This second variant can absorb higher lateral forces than the

POM variant and the NBR spacers can be replaced if they become worn. Each gripper has two connection options for compressed air: one connection on the top and one alternative connection on the side. The blanking screw included is used to seal unused connections and is pre-assembled on the side as standard.



# Bernoulli grippers OGGB

Type codes

OGGB – 100 – G18 – 2 – Q

**Type**

OGGB	Bernoulli gripper
------	-------------------

**Gripper Ø [mm]**

60	60
100	100
140	140

**Pneumatic connection**

G18	G $\frac{1}{8}$ thread
-----	------------------------

**Number of connections**

2	2 connections
---	---------------

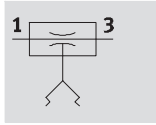
**Spacer**

	Standard
Q	For high lateral forces

# Bernoulli grippers OGGB

Technical data

Function



-N- Diameter  
60, 100, 140 mm  
Temperature range  
0 ... +60 °C



OGGB with push-in fitting QS (not included in the scope of delivery)

General technical data			
Gripper Ø	[mm]	60	100
Pneumatic connection		G $\frac{1}{8}$	G $\frac{1}{8}$
Alternative connections		G $\frac{1}{8}$	G $\frac{1}{8}$
Connection position		On top/at side	
Type of mounting		Via female thread	
Mounting position		Any	

Operating and environmental conditions		
Operating pressure	[bar]	0 ... 6
Nominal operating pressure	[bar]	1
Operating medium		Compressed air according to ISO 8573-1:2010 [7:4:4]
Note about the operating/pilot medium		Operation with lubricated medium not possible
Ambient temperature	[°C]	0 ... +60
Temperature of medium	[°C]	0 ... +60
Corrosion resistance class CRC <sup>1)</sup>		2

1) Corrosion resistance class 2 according to Festo standard 940 070  
Components subject to moderate corrosion stress. Externally visible parts with primarily decorative surface requirements which are in direct contact with a normal industrial environment or media such as coolants or lubricating agents.

Performance data							
Spacer		Standard			For high lateral forces		
Gripper Ø	[mm]	60	100	140	60	100	140
Air consumption at nominal operating pressure 1 bar	[l/min]	110					
Holding force at nominal operating pressure 1 bar	[N]	10	7	7	7	6	6
Lateral force at nominal operating pressure 1 bar	[N]	1	1	1	15	12	12
Noise level at nominal operating pressure 1 bar	[dB (A)]	65					
Sound power level at nominal operating pressure 1 bar	[dB (A)]	78					

Materials		
Spacer		For high lateral forces
Housing	Anodised wrought aluminium alloy	
Spacer	POM	
		Nitrile rubber
Note on materials	RoHS-compliant	



# Product Range and Company Overview

## A Complete Suite of Automation Services

Our experienced engineers provide complete support at every stage of your development process, including: conceptualization, analysis, engineering, design, assembly, documentation, validation, and production.



**Custom Automation Components**  
Complete custom engineered solutions



**Custom Control Cabinets**  
Comprehensive engineering support and on-site services



**Complete Systems**  
Shipment, stocking and storage services

## The Broadest Range of Automation Components

With a comprehensive line of more than 30,000 automation components, Festo is capable of solving the most complex automation requirements.



**Electromechanical**  
Electromechanical actuators, motors, controllers & drives



**Pneumatics**  
Pneumatic linear and rotary actuators, valves, and air supply



**PLCs and I/O Devices**  
PLC's, operator interfaces, sensors and I/O devices

## Supporting Advanced Automation... As No One Else Can!

Festo is a leading global manufacturer of pneumatic and electromechanical systems, components and controls for industrial automation, with more than 12,000 employees in 56 national headquarters serving more than 180 countries. For more than 80 years, Festo has continuously elevated the state of manufacturing with innovations and optimized motion control solutions that deliver higher performing, more profitable automated manufacturing and processing equipment. Our dedication to the advancement of automation extends beyond technology to the education and development of current and future automation and robotics designers with simulation tools, teaching programs, and on-site services.

## Quality Assurance, ISO 9001 and ISO 14001 Certifications

Festo Corporation is committed to supply all Festo products and services that will meet or exceed our customers' requirements in product quality, delivery, customer service and satisfaction.

To meet this commitment, we strive to ensure a consistent, integrated, and systematic approach to management that will meet or exceed the requirements of the ISO 9001 standard for Quality Management and the ISO 14001 standard for Environmental Management.



© Copyright 2008, Festo Corporation. While every effort is made to ensure that all dimensions and specifications are correct, Festo cannot guarantee that publications are completely free of any error, in particular typing or printing errors. Accordingly, Festo cannot be held responsible for the same. For Liability and Warranty conditions, refer to our "Terms and Conditions of Sale", available from your local Festo office. All rights reserved. No part of this publication may be reproduced, distributed, or transmitted in any form or by any means, electronic, mechanical, photocopying or otherwise, without the prior written permission of Festo. All technical data subject to change according to technical update.



Printed on recycled paper at New Horizon Graphic, Inc., FSC certified as an environmentally friendly printing plant.

# Festo North America

## Festo Regional Contact Center

5300 Explorer Drive  
Mississauga, Ontario L4W 5G4  
Canada

### USA Customers:

For ordering assistance,

**Call:** 1.800.99.FESTO (1.800.993.3786)

**Fax:** 1.800.96.FESTO (1.800.963.3786)

**Email:** [customer.service@us.festo.com](mailto:customer.service@us.festo.com)

For technical support,

**Call:** 1.866.GO.FESTO (1.866.463.3786)

**Fax:** 1.800.96.FESTO (1.800.963.3786)

**Email:** [product.support@us.festo.com](mailto:product.support@us.festo.com)

### Canadian Customers:

**Call:** 1.877.GO.FESTO (1.877.463.3786)

**Fax:** 1.877.FX.FESTO (1.877.393.3786)

**Email:** [festo.canada@ca.festo.com](mailto:festo.canada@ca.festo.com)

---

## USA Headquarters

Festo Corporation  
395 Moreland Road  
P.O. Box 18023  
Hauppauge, NY 11788, USA  
[www.festo.com/us](http://www.festo.com/us)

---

## USA Sales Offices

### Appleton

North 922 Tower View Drive, Suite N  
Greenville, WI 54942, USA

### Boston

120 Presidential Way, Suite 330  
Woburn, MA 01801, USA

### Chicago

1441 East Business Center Drive  
Mt. Prospect, IL 60056, USA

### Dallas

1825 Lakeway Drive, Suite 600  
Lewisville, TX 75057, USA

### Detroit – Automotive Engineering Center

2601 Cambridge Court, Suite 320  
Auburn Hills, MI 48326, USA

### New York

395 Moreland Road  
Hauppauge, NY 11788, USA

### Silicon Valley

4935 Southfront Road, Suite F  
Livermore, CA 94550, USA

## United States



**USA Headquarters, East:** Festo Corp., 395 Moreland Road, Hauppauge, NY 11788

Phone: 1.631.435.0800; Fax: 1.631.435.8026;

Email: [info@festo-usa.com](mailto:info@festo-usa.com)

[www.festo.com/us](http://www.festo.com/us)

## Canada



**Headquarters:** Festo Inc., 5300 Explorer Drive, Mississauga, Ontario L4W 5G4

Phone: 1.905.624.9000; Fax: 1.905.624.9001;

Email: [festo.canada@ca.festo.com](mailto:festo.canada@ca.festo.com)

[www.festo.ca](http://www.festo.ca)

## Mexico



**Headquarters:** Festo Pneumatic, S.A., Av. Ceylán 3, Col. Tequesquahuac,  
54020 Tlalneantla, Edo. de México

Phone: 011 52 [55] 53 21 66 00; Fax: 011 52 [55] 53 21 66 65;

Email: [festo.mexico@mx.festo.com](mailto:festo.mexico@mx.festo.com)

[www.festo.com/mx](http://www.festo.com/mx)

---

## Central USA

Festo Corporation  
1441 East Business  
Center Drive  
Mt. Prospect, IL 60056, USA  
Phone: 1.847.759.2600  
Fax: 1.847.768.9480



## Western USA

Festo Corporation  
4935 Southfront Road,  
Suite F  
Livermore, CA 94550, USA  
Phone: 1.925.371.1099  
Fax: 1.925.245.1286



---

## Festo Worldwide

Argentina Australia Austria Belarus Belgium Brazil Bulgaria Canada Chile China Colombia Croatia Czech Republic Denmark  
Estonia Finland France Germany Great Britain Greece Hong Kong Hungary India Indonesia Iran Ireland Israel Italy Japan Latvia  
Lithuania Malaysia Mexico Netherlands New Zealand Norway Peru Philippines Poland Romania Russia Serbia Singapore  
Slovakia Slovenia South Africa South Korea Spain Sweden Switzerland Taiwan Thailand Turkey Ukraine United States Venezuela

[www.festo.com](http://www.festo.com)