




















- Co-ordinated combinations
- Versatile range of combination options
- Sturdy and functional
- Stainless steel variants





Mounting components

Selection aid

FESTO

Mounting components												
Possible combinations	Swivel flange										→ Page/ Internet	
	SNC	SNCB	SNCS	SNG	SNGB	SSNG	SUA	SZB	SZSB	SNCL		
												
Clevis foot												
LBN		-	-	-	-	-	-	■	-	■	■	4
LN		-	■	-	-	■	-	■	■	-	-	5
LNG		-	■	-	-	■	-	■	-	-	-	6
LBG		-	-	■	-	-	■	-	-	-	-	7
LSN		-	■	-	-	■	-	■	-	-	-	8
LSNG		■	-	-	■	-	-	-	-	-	-	9
LSNSG		■	-	-	■	-	-	-	-	-	-	10
LQG ¹⁾		-	-	-	-	-	-	-	-	-	-	11
Threaded bolt												
GBS		For swivel mounting of drives – DSEU, ESEU (∅ 50/63 mm)										13







1) Can be combined with rod eye SGS → www.festo.com.


Possible combinations	Trunnion flange		Trunnion mounting kit	→ Page/ Internet	
	ZNCF	ZNG	DAMT		
					
Trunnion supports					
LNZG		■	■	■	12










Mounting components

Selection aid

FESTO

Mounting components – Stainless steel					
Possible combinations	Swivel flange		Trunnion flange	→ Page/Internet	
	SNCB-R3	SNCL-R3	CRZNG		
					
Clevis foot					
CRLBN		-	■	-	4
CRLNG		■	-	-	6
Trunnion supports					
CRLNZG		-	-	■	12

Mounting components – Stainless steel			→ Page/Internet
Description			
Clevis foot			
CRLBN		For swivel mounting of drives – CRDSNU (∅ 12 ... 25 mm)	4

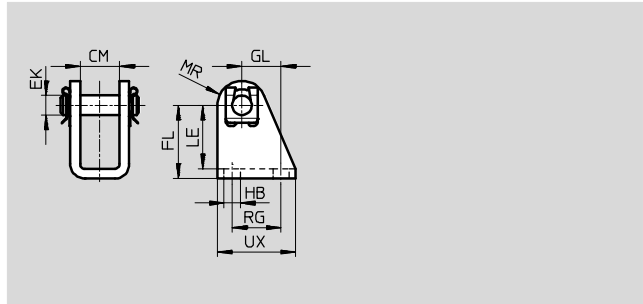

Mounting accessories			→ Page/Internet
Description			
Slot nut			
NST		For profile slots in linear units, drives and axes as well as passive guide axes	14
NST-HMV		For multi-axis systems	14
NSTL		For slides in linear drives and axes as well as passive guide axes	15
NSTH		For slides in heavy-duty guides HD	15
Centring pin			
ZBS		For device interfaces on drives, axes and grippers	16
Centring sleeve			
ZBH		For device interfaces on drives, axes and grippers	16
Connector sleeve			
ZBV		For device interfaces on drives, axes and grippers	17
Central mounting			
SLZZ		For device interfaces on drives and axes	18
Slot cover			
ABP		For mounting and sensor slots	18

Clevis feet LBN/CRLBN

Technical data

Clevis foot LBN

Material:
Galvanised steel
Free of copper and PTFE
RoHS-compliant

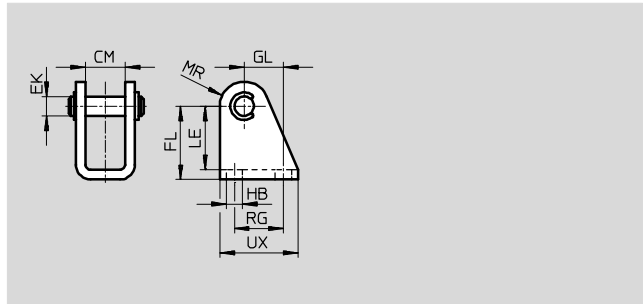


Dimensions and ordering data													
For Ø	CM	EK Ø	FL	GL	HB Ø	LE	MR	RG	UX	CRC ¹⁾	Weight [g]	Part No.	Type
[mm]													
8/10	8.1	4	24 +0.3/-0.2	13.8	4.5	21.5	5	12.5	20	1	20	6057	LBN-8/10
12/16	12.1	6	27 +0.3/-0.2	13	5.5	24	7	15	25	1	40	6058	LBN-12/16
20/25	16.1	8	30 +0.4/-0.2	16	6.6	26	10	20	32	1	84	6059	LBN-20/25
32	16.1	10	35 +0.4/-0.2	18.5	6.6	31	11	24	35	1	110	195860	LBN-32
40	18.1	12	40 +0.4/-0.2	24.5	9	35	13	30	45	1	191	195861	LBN-40
50/63	21.1	16	45 +0.5/-0.2	28	9	39	14	34	50	1	300	195862	LBN-50/63

1) Corrosion resistance class CRC 1 to Festo standard FN 940070
Low corrosion stress. For dry indoor applications or transport and storage protection. Also applies to parts behind covers, in the non-visible interior area, and parts which are covered in the application (e.g. drive trunnions).

Clevis foot CRLBN, stainless steel

Material:
High-alloy steel
Free of copper and PTFE
RoHS-compliant



Dimensions and ordering data													
For Ø	CM	EK Ø	FL	GL	HB	LE	MR	RG	UX	CRC ¹⁾	Weight [g]	Part No.	Type
[mm]													
12/16	12.1	6	27 +0.3/-0.2	13	5.5	24	7	15	25	4	39	161862	CRLBN-12/16
20/25	16.1	8	30 +0.4/-0.2	16	6.6	26	10	20	32	4	82	161863	CRLBN-20/25
32	16.1	10	35 +0.4/-0.2	18.5	6.6	31	11	24	35	4	106	195866	CRLBN-32
40	18.1	12	40 +0.4/-0.2	24.5	9	35	13	30	45	4	185	195867	CRLBN-40
50/63	21.1	16	45 +0.5/-0.2	28	9	39	14	34	50	4	293	195868	CRLBN-50/63

1) Corrosion resistance class CRC 4 to Festo standard FN 940070
Particularly high corrosion stress. Outdoor exposure under extreme corrosive conditions. Parts exposed to aggressive media, for instance in the chemical or food industries. These applications may need to be supported by special tests (→ also FN 940082) using appropriate media.

Clevis feet LN

Technical data

Clevis foot LN

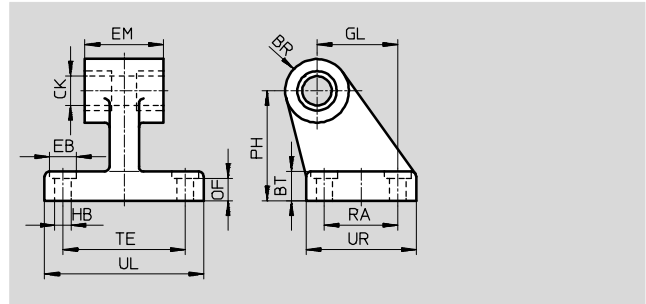
Material:

Ø 32 ... 50: High-alloy steel

Ø 63 ... 320: Nodular graphite cast iron

Free of copper and PTFE

RoHS-compliant



Dimensions and ordering data																	
For Ø	BR	BT	CK	EB	EM	GL	HB	OF	PH	RA	TE	UL	UR	CRC ¹⁾	Weight	Part No.	Type
[mm]			Ø	Ø H13			Ø H13								[g]		
32	10	8	10 H9	-	25.8 -0.4	21	5.5	-	32	18	38	51	31	2	149	5147	LN-32
40	11	10	12 H9	-	27.8 -0.4	24	5.5	-	36	22	41	54	35	2	192	5148	LN-40
50	12	12	12 H9	-	31.8 -0.4	33	6.6	-	45	30	50	65	45	2	323	5149	LN-50
63	14.5	12	16 H8	15	40 c11	37	6.6	10.8	50	35	52	67	51	2	545	5150	LN-63
80	14.5	14	16 H8	20	50 c11	47	9	12.7	63	40	66	86	60	2	877	5151	LN-80
100	18.5	15	20 H8	20	60 c11	55	9	13.7	71	50	76	96	70	2	1234	5152	LN-100
125	22	20	25 H8	20	70 c11	70	11	18.6	90	60	94	124	90	2	2632	9036	LN-125
160	31	25	30 H8	20	90 c11	97	14	23.6	115	88	118	156	126	2	6234	9037	LN-160
200	31	30	30 H8	26	90 c11	105	16	28.5	135	90	122	162	130	2	8678	9038	LN-200
250	38.5	35	40 H8	33	110 c11	128	22	33.5	165	110	150	200	160	2	14385	9039	LN-250
320	44.5	40	45 H8	40	120 c11	150	26	38.3	200	122	170	234	186	2	22404	9040	LN-320

1) Corrosion resistance class CRC 2 to Festo standard FN 940070
 Moderate corrosion stress. Indoor applications in which condensation may occur. External visible parts with primarily decorative requirements for the surface and which are in direct contact with the ambient atmosphere typical for industrial applications.

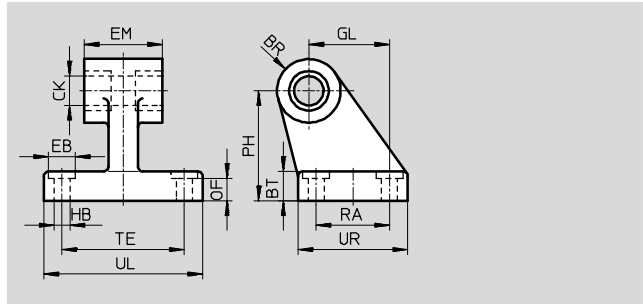
Clevis feet LNG/CRLNG

Technical data

Clevis foot LNG

Material:

- ∅ 32 ... 50: High-alloy steel
- ∅ 63 ... 200: Nodular graphite cast iron
- Free of copper and PTFE
- RoHS-compliant



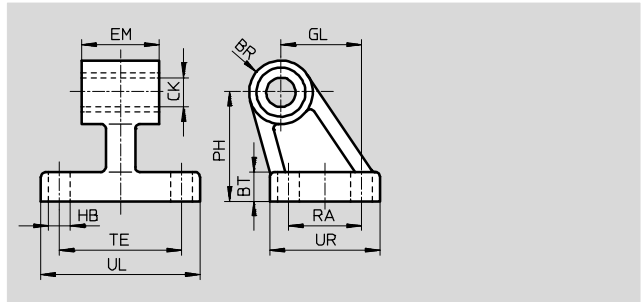
Dimensions and ordering data																	
For ∅	BR	BT	CK	EB	EM	GL	HB	OF	PH	RA	TE	UL	UR	CRC ¹⁾	Weight	Part No.	Type
[mm]			∅ D11	∅ H13			∅ H13								[g]		
32	10	8	10	–	25.8 ^{-0.4}	21	6.6	–	32	18	38	51	31	2	133	33890	LNG-32
40	11	10	12	–	27.8 ^{-0.4}	24	6.6	–	36	22	41	54	35	2	161	33891	LNG-40
50	12	12	12	–	31.8 ^{-0.4}	33	9	–	45	30	50	65	45	2	281	33892	LNG-50
63	15	12	16	15	40 ^{c11}	37	9	10.8	50	35	52	67	50	2	486	33893	LNG-63
80	15	14	16	18	50 ^{c11}	47	11	12.7	63	40	66	86	60	2	805	33894	LNG-80
100	19	15	20	18	60 ^{c11}	55	11	13.7	71	50	76	96	70	2	1141	33895	LNG-100
125	22	20	25	20	70 ^{c11}	70	14	18.6	90	60	94	124	90	2	2545	33896	LNG-125
200	31	30	30	26	90 ^{c11}	105	18	28.5	135	90	122	162	130	2	8630	33898	LNG-200

1) Corrosion resistance class CRC 2 to Festo standard FN 940070
Moderate corrosion stress. Indoor applications in which condensation may occur. External visible parts with primarily decorative requirements for the surface and which are in direct contact with the ambient atmosphere typical for industrial applications.

Clevis foot CRLNG, stainless steel

Material:

- Special steel casting
- Free of copper and PTFE



Dimensions and ordering data																
For ∅	BR	BT	CK	EM	GL	HB	PH	RA	TE	UL	UR	CRC ¹⁾	Weight	Part No.	Type	
[mm]			∅ D11	-0.4		∅ H13							[g]			
32	10	8	10	25.8	21	6.6	32	18	38	51	31	4	133	161840	CRLNG-32	
40	11	10	12	27.8	24	6.6	36	22	41	54	35	4	161	161841	CRLNG-40	
50	12	12	12	31.8	33	9	45	30	50	65	45	4	281	161842	CRLNG-50	
63	15	12	16	39.8	37	9	50	35	52	67	50	4	370	161843	CRLNG-63	
80	15	14	16	49.8	47	11	63	40	66	86	60	4	562	161844	CRLNG-80	
100	19	15	20	59.8	55	11	71	50	76	96	70	4	915	161845	CRLNG-100	
125	22	20	25	69.8	70	14	90	60	94	124	90	4	2539	176951	CRLNG-125	

1) Corrosion resistance class CRC 4 to Festo standard FN 940070
Particularly high corrosion stress. Outdoor exposure under extreme corrosive conditions. Parts exposed to aggressive media, for instance in the chemical or food industries. These applications may need to be supported by special tests (→ also FN 940082) using appropriate media.

Clevis feet LBG

Technical data

Clevis foot LBG

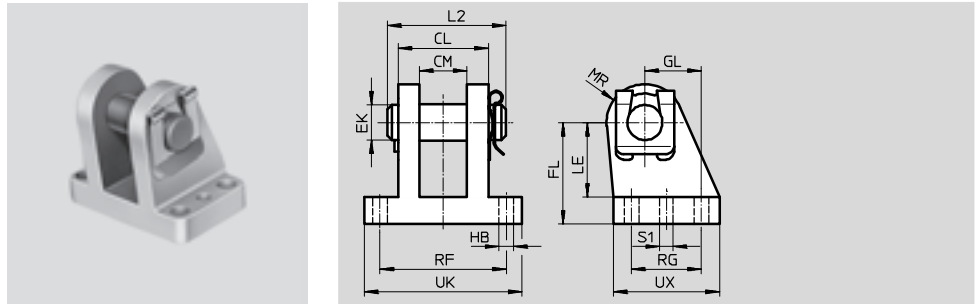
The pivot pin is secured against rotation with a dowel pin.

Material:

∅ 32 ... 63: Special steel casting
 ∅ 80 ... 125: Nodular graphite cast iron

Free of copper and PTFE

RoHS-compliant



Dimensions and ordering data									
For ∅	CL	CM	EK ∅	FL	GL	HB ∅	L2	LE	MR
[mm]									
32	28	14.1	10	32	16	6.8	35	24	12
40	30	16.1	12	36	20	6.8	39	26	14
50	40	21.1	16	45	25	9.2	50	33	15
63	40	21.1	16	50	25	9	50	38	17
80	50	25.1	20	63	30	11	60	49	18
100	50	25.1	20	71	41	11	60	56	20
125	80	37.2	30	90	60	14	89	70	26

For ∅	RF	RG	S1 ∅	UK	UX	CRC ¹⁾	Weight [g]	Part No.	Type
[mm]									
32	42	20	4.8	56	36	2	220	31761	LBG-32
40	44	26	5.8	58	41.5	2	300	31762	LBG-40
50	56	31	5.8	70	47	2	540	31763	LBG-50
63	56	31	7.8	70	49	2	580	31764	LBG-63
80	70	36	7.8	89	55	2	1050	31765	LBG-80
100	70	46	9.8	89	65	2	1375	31766	LBG-100
125	106	70	11.8	128	96	2	4140	31767	LBG-125

1) Corrosion resistance class CRC 2 to Festo standard FN 940070
 Moderate corrosion stress. Indoor applications in which condensation may occur. External visible parts with primarily decorative requirements for the surface and which are in direct contact with the ambient atmosphere typical for industrial applications.

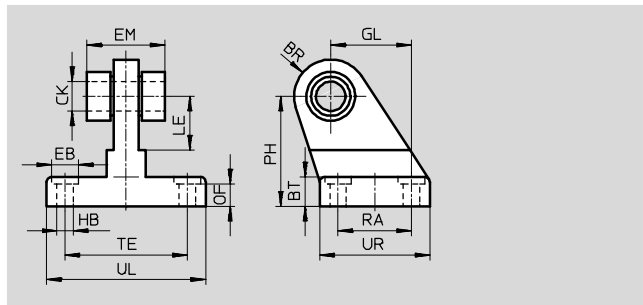
Clevis foot LSN

Technical data



Clevis foot LSN
with spherical bearing

Material:
Nodular graphite cast iron
Ø 32 ... 200: Free of copper and PTFE
RoHS-compliant



Dimensions and ordering data									
For Ø	BR	BT	CK Ø	EB Ø	EM	GL	HB Ø	LE	OF
[mm]	-1								
32	13	10	10 -0.008	10	25.8	21	5.5	16	4.5
40	15	10	12 -0.008	10	27.8	24	5.5	20	4.3
50	15	12	12 -0.008	11	31.8	33	6.6	22	5.2
63	20	12	16 -0.008	11	39.8	37	6.6	30	5.2
80	20	14	16 -0.008	15	49.8	47	9	31	5
100	24	15	20 -0.010	15	59.8	55	9	38	6
125	33	20	25 -0.010	22	69.8	70	11	-	18
160	36	25	30 -0.010	26	89.8	97	13.5	-	22
200	36	30	30 -0.010	30	89.8	105	16	-	27
250	43	35,5	40 -0.012	40	109.5	128	22	-	32
320	54	40,7	45 -0.012	48	119.8	150	26	-	37

For Ø	PH	RA	TE	UL	UR	CRC ¹⁾	Weight	Part No.	Type
[mm]	±0.5						[g]		
32	32	18	38	51	31	2	162	5561	LSN-32
40	36	22	41	54	35	2	219	5562	LSN-40
50	45	30	50	65	45	2	366	5563	LSN-50
63	50	35	52	67	50	2	471	5564	LSN-63
80	63	40	66	86	60	2	753	5565	LSN-80
100	71	50	76	96	70	2	1169	5566	LSN-100
125	90	60	94	124	90	2	2705	6987	LSN-125
160	115	88	118	156	126	2	5656	6988	LSN-160
200	135	90	122	162	130	2	7389	6989	LSN-200
250	165	110	150	200	160	2	13386	6990	LSN-250
320	200	122	170	234	186	2	21620	6991	LSN-320

1) Corrosion resistance class CRC 2 to Festo standard FN 940070
Moderate corrosion stress. Indoor applications in which condensation may occur. External visible parts with primarily decorative requirements for the surface and which are in direct contact with the ambient atmosphere typical for industrial applications.

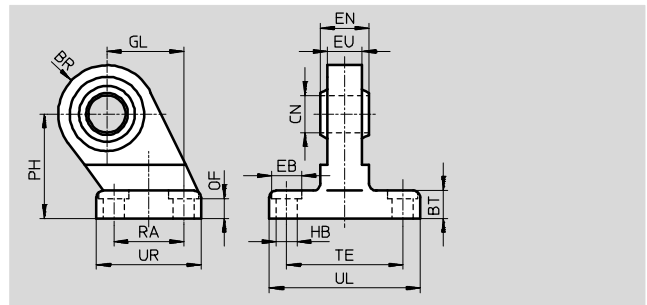
Clevis feet LSNG

Technical data

Clevis foot LSNG
with spherical bearing

Material:

- ∅ 32 ... 50: High-alloy steel
- ∅ 63 ... 200: Nodular graphite cast iron
- RoHS-compliant



Dimensions and ordering data									
For ∅	BR	BT	CN ∅	EB ∅ +0.5	EN -0.1	EU -0.2	GL js14	HB ∅ H13	OF
[mm]									
32	15	10 ±0.2	10 +0.013	-	14	10.5	21	6.6	8.5 +0.8
40	17	10 ±0.2	12 +0.015	-	16	12	24	6.6	8.5 +0.8
50	20	12 ±0.2	16 +0.015	-	21	15	33	9	10.5 +0.8
63	21 +1.5/-0.5	12 ±0.6	16 +0.015	-	21	15	37	9	10.5 +0.8
80	26 +1.5/-0.5	14 ±0.6	20 +0.018	-	25	18	47	11	12 +0.8
100	29	15 ±0.6	20 +0.018	-	25	18	55	11	13 +0.8
125	39	20 ±0.7	30 +0.018	20	37	25	70	14	17 +1
160	42	25 ±0.7	35 +0.021	20	43	28	97	14	21 +1
200	42	30 ±0.7	35 +0.021	26	43	28	105	18	26.5 +1

For ∅	PH	RA	TE	UL	UR	CRC ¹⁾	Weight [g]	Part No.	Type
[mm]	js14	js14	js14						
32	32	18	38	51	31	2	172	31740	LSNG-32
40	36	22	41	54	35	2	228	31741	LSNG-40
50	45	30	50	65	45	2	416	31742	LSNG-50
63	50	35	52	67 ⁺¹	50 ⁺¹	2	541	31743	LSNG-63
80	63	40	66	86 ⁺¹	60 ⁺¹	2	997	31744	LSNG-80
100	71	50	76	96 ₋₁	70 ₋₁	2	1358	31745	LSNG-100
125	90	60	94	124 ₋₁	90 ₋₁	2	3071	31746	LSNG-125
160	115	88	118	156 ₋₁	126 ₋₁	2	6001	152599	LSNG-160
200	135	90	122	162 ₋₁	130 ₋₁	2	7368	152600	LSNG-200

1) Corrosion resistance class CRC 2 to Festo standard FN 940070
Moderate corrosion stress. Indoor applications in which condensation may occur. External visible parts with primarily decorative requirements for the surface and which are in direct contact with the ambient atmosphere typical for industrial applications.

Clevis foot LSNSG

Technical data

FESTO

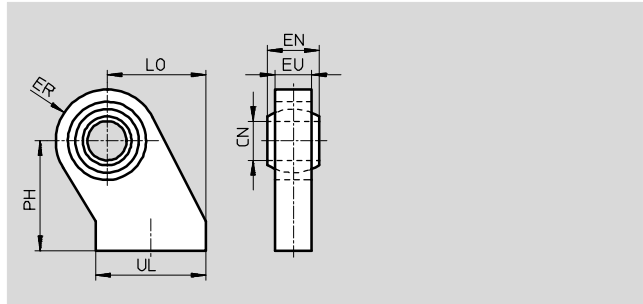
Clevis foot LSNSG

weld-on,
with spherical bearing

Material:

Ø 32 ... 125: Galvanised steel

RoHS-compliant



Dimensions and ordering data											
For Ø	CN Ø	EN	ER	EU	LO	PH	UL	CRC ¹⁾	Weight	Part No.	Type
[mm]		-0.1	±0.5		±0.5	js15			[g]		
32	10 +0.013	14	15.5	10±0.3	27.5	32	28.5	1	105	31747	LSNSG-32
40	12 +0.015	16	17.5	12±0.3	30.5	36	33.5	1	160	31748	LSNSG-40
50	16 +0.015	21	20.5	15±0.3	40.5	45	43.5	1	300	31749	LSNSG-50
63	16 +0.015	21	22.5	15±0.3	44.5	50	48	1	370	31750	LSNSG-63
80	20 +0.018	25	28.5	18±0.5	57	63	58	1	700	31751	LSNSG-80
100	20 +0.018	25	29.5	18±0.5	65	71	67.5	1	830	31752	LSNSG-100
125	30 +0.018	37	39.5	25±0.5	85	90	87.5	1	1960	31753	LSNSG-125

¹⁹ Corrosion resistance class CRC 1 to Festo standard FN 940070

Low corrosion stress. For dry indoor applications or transport and storage protection. Also applies to parts behind covers, in the non-visible interior area, and parts which are covered in the application (e.g. drive trunnions).

Clevis feet LQG

Technical data

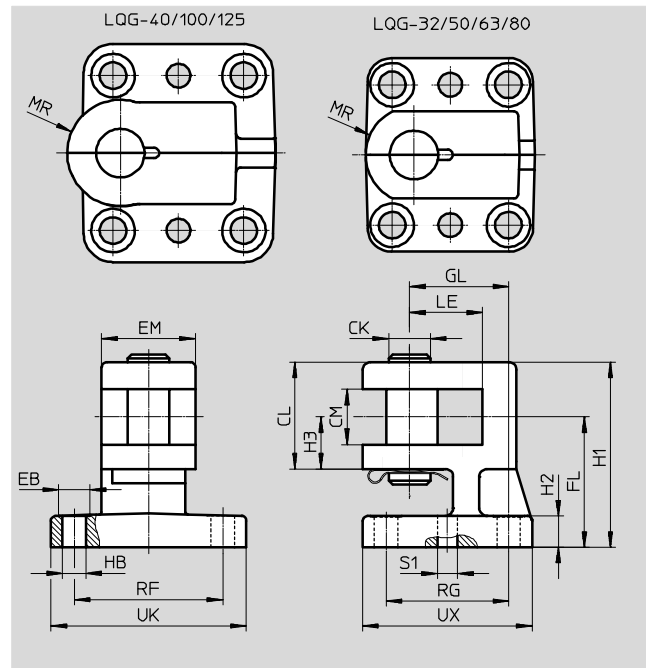


Right-angle clevis mounting LQG

The pivot pin is secured against rotation with a dowel pin.

Material:

Nodular graphite cast iron
Free of copper and PTFE
RoHS-compliant



Dimensions and ordering data											
For \varnothing	CK	CL	CM	EB	EM	FL	GL	H1	H2	H3	HB
[mm]	\varnothing h9		+0.2	\varnothing							\varnothing
32	10	27	14.2	11	25	32 ±0.3	22 ±0.3	45 ±0.5	9	14	6.6
40	12	31	16.2	11	25	36 js14	22 js14	52 ±0.5	9	15	6.6
50	16	41	21.2	15	32	45 js14	36 js14	66 ±0.5	9	20	9
63	16	41	21.2	15	36	50 js14	38 js14	71	12	20	9
80	20	51	25.1	18	36	63 js14	39 js14	89	14	25	11
100	20	51	25.1	18	42	71 js14	51 js14	97	14	25	11
125	30	80	37.1	19	50	90 ±0.4	60 js14	130	20	40	14

For \varnothing	LE	MR	RF	RG	S1	UK	UX	CRC ¹⁾	Weight	Part No.	Type
[mm]					\varnothing				[g]		
32	18	12.5	40 ±0.3	29 ±0.3	4.8	56	45	1	301	31768	LQG-32
40	22	15	40 js14	29 js14	5.8	56	45	1	368	31769	LQG-40
50	28	18	52 js14	40 js14	5.8	70	58	1	706	31770	LQG-50
63	28	18	57 js14	47 js14	7.8	75	65	1	784	31771	LQG-63
80	31	20	58 js14	48 js14	9.8	80	70	1	1125	31772	LQG-80
100	34	22	64 js14	54 js14	9.8	90	80	1	1492	31773	LQG-100
125	38	32	104 js14	70 js14	11.5	130	96	1	3774	31774	LQG-125

1) Corrosion resistance class CRC 1 to Festo standard FN 940070

Low corrosion stress. For dry indoor applications or transport and storage protection. Also applies to parts behind covers, in the non-visible interior area, and parts which are covered in the application (e.g. drive trunnions).

Trunnion supports LNZG/CRLNZG

Technical data

Trunnion support LNZG

Material:

Trunnion support:

32 ... 125: Anodised aluminium

160 ... 320: Galvanised steel

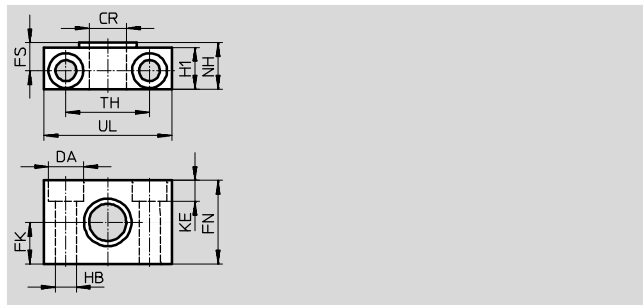
Plain bearing:

32 ... 200: Plastic

250 ... 320: Sintered bronze

32 ... 200: Free of copper and PTFE

RoHS-compliant



Dimensions and ordering data															
For \varnothing	CR	DA	FK	FN	FS	H1	HB	KE	NH	TH	UL	CRC ¹⁾	Weight	Part No.	Type
[mm]	\varnothing	\varnothing	\varnothing				\varnothing						[g]		
32	12 D11	11	15 ±0.1	30	10.5	15	6.6	6.8	18	32 ±0.2	46	2	83	32959	LNZG-32
40/50	16 D11	15	18 ±0.1	36	12	18	9	9	21	36 ±0.2	55	2	129	32960	LNZG-40/50
63/80	20 D11	18	20 ±0.1	40	13	20	11	11	23	42 ±0.2	65	2	178	32961	LNZG-63/80
100/125	25 D11	20	25 ±0.1	50	16	24.5	14	13	28.5	50 ±0.2	75	2	306	32962	LNZG-100/125
160/200	32 D11	26	30 ±0.2	60	22.5	36	18	17	40	60 ±0.3	92	2	659	35780	LNZG-160/200
250	40 G7	33	35 ±0.2	70	27.5	45	22	21.5	50	90 ±0.3	140	2	2218	157516	LNZG-250
320	50 G7	40	40 ±0.2	80	32.5	55	26	21.5	60	100 ±0.3	150	2	2934	157517	LNZG-320

1) Corrosion resistance class CRC 2 to Festo standard FN 940070

Moderate corrosion stress. Indoor applications in which condensation may occur. External visible parts with primarily decorative requirements for the surface and which are in direct contact with the ambient atmosphere typical for industrial applications.

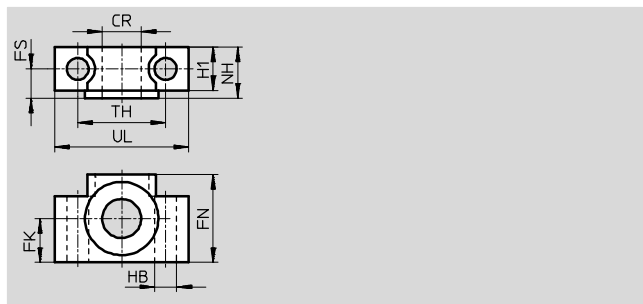

Trunnion support CRLNZG, stainless steel

Material:

High-alloy steel

Free of copper and PTFE

RoHS-compliant



Dimensions and ordering data													
For \varnothing	CR	FK	FN	FS	H1	HB	NH	TH	UL	CRC ¹⁾	Weight	Part No.	Type
[mm]	\varnothing	\varnothing				\varnothing		±0.2			[g]		
32	12	15	30	10.5	15	6.6	18	32	46	4	205	161874	CRLNZG-32
40/50	16	18	36	12	18	9	21	36	55	4	323	161875	CRLNZG-40/50
63/80	20	20	40	13	20	11	23	42	65	4	435	161876	CRLNZG-63/80
100	25	25	50	16	24.5	14	28.5	50	75	4	738	161877	CRLNZG-100

1) Corrosion resistance class CRC 4 to Festo standard FN 940070

Particularly high corrosion stress. Outdoor exposure under extreme corrosive conditions. Parts exposed to aggressive media, for instance in the chemical or food industries. These applications may need to be supported by special tests (→ also FN 940082) using appropriate media.

Threaded bolts GBS

Technical data


Threaded bolt GBS

for swivel mounting of drives with appropriate design

Material:

Case-hardened steel

Free of copper and PTFE



Dimensions and ordering data									
For \varnothing	D1	L1	L2	TD	$\approx \varnothing 1$	CRC ¹⁾	Weight	Part No.	Type
[mm]				\varnothing f8			[g]		
32	M8x1	14.5	6.5 ±0.1	10	5	2	10	9236	GBS-32
40	M10x1	18.5	9 ±0.1	12	6	2	20	9237	GBS-40
50	M12x1.5	23	12 ±0.2	14	6	2	40	9238	GBS-50
63	M14x1.5	29	16 ±0.2	16	8	2	65	9239	GBS-63

1) Corrosion resistance class CRC 2 to Festo standard FN 940070

Moderate corrosion stress. Indoor applications in which condensation may occur. External visible parts with primarily decorative requirements for the surface and which are in direct contact with the ambient atmosphere typical for industrial applications.

Slot nuts NST/NST-HMV

Technical data

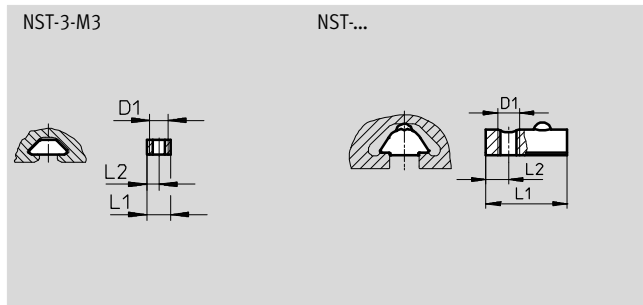


Slot nut NST

for profile slots in linear units, drives and axes as well as passive guide axes

Material:

Non-alloyed tempered steel
Free of copper and PTFE



Dimensions and ordering data							
D1	L1	L2	CRC ¹⁾	Weight	Part No.	Type	PU ²⁾
	±0,5			[g]			
M3	4	2	1	0,3	558045	NST-3-M3	1
M5	12	4	2	3	150914	NST-5-M5	1
					8047843	NST-5-M5-10	10
					8047878	NST-5-M5-50	50
M6	22,5	6,25	2	11	150915	NST-8-M6	1
					8047868	NST-8-M6-10	10
					8047869	NST-8-M6-50	50

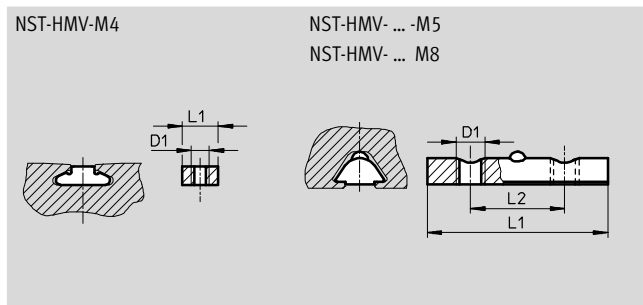
- Corrosion resistance class CRC 1 to Festo standard FN 940070
Low corrosion stress. For dry indoor applications or transport and storage protection. Also applies to parts behind covers, in the non-visible interior area, and parts which are covered in the application (e.g. drive trunnions).
Corrosion resistance class CRC 2 to Festo standard FN 940070
Moderate corrosion stress. Indoor applications in which condensation may occur. External visible parts with primarily decorative requirements for the surface and which are in direct contact with the ambient atmosphere typical for industrial applications.
- Packaging unit quantity

Slot nut NST-HMV

for multi-axis systems

Material:

Non-alloyed tempered steel
Free of copper and PTFE



Dimensions and ordering data							
D1	L1	L2	CRC ¹⁾	Weight	Part No.	Type	PU ²⁾
	±0,5			[g]			
M4	–	–	2	2	526091	NST-HMV-M4	10
M5	24	12,5	2	7	526094	NST-HMV-5-2-M5	
M8	50	26	2	22	526093	NST-HMV-8-2-M8	

- Corrosion resistance class CRC 2 to Festo standard FN 940070
Moderate corrosion stress. Indoor applications in which condensation may occur. External visible parts with primarily decorative requirements for the surface and which are in direct contact with the ambient atmosphere typical for industrial applications.
- Packaging unit quantity

Slot nuts NSTL/NSTH

Technical data



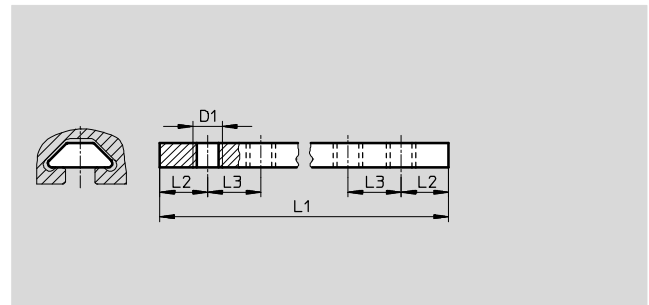

Slot nut NSTL

for slides on linear drives and axes as well as passive guide axes

Material:

Non-alloyed tempered steel

Free of copper and PTFE



Dimensions and ordering data								
D1	L1 ±0.5	L2	L3	CRC ¹⁾	Weight [g]	Part No.	Type	PU ²⁾
M5	100	13	15	2	23	158410	NSTL-25	1
	128	14	15	2	30	158411	NSTL-32	
	166	25	20	2	40	158412	NSTL-40	
M8	199	24	20	2	138	158413	NSTL-50	1
	229	30	35	2	160	158414	NSTL-63	
	319	30	35	2	228	161356	NSTL-80	

1) Corrosion resistance class CRC 2 to Festo standard FN 940070

Moderate corrosion stress. Indoor applications in which condensation may occur. External visible parts with primarily decorative requirements for the surface and which are in direct contact with the ambient atmosphere typical for industrial applications.

2) Packaging unit quantity

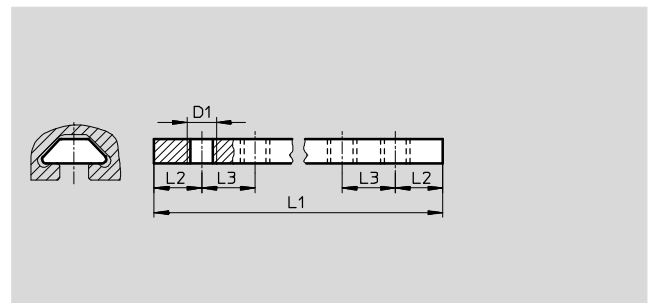

Slot nut NSTH

for slides on heavy-duty guides HD

Material:

Non-alloyed tempered steel

Free of copper and PTFE



Dimensions and ordering data								
D1	L1 ±0.5	L2	L3	CRC ¹⁾	Weight [g]	Part No.	Type	PU ²⁾
M3	89	15	15	2	7	161018	NSTH-8	1
M5	119	15	15	2	28	161019	NSTH-12	
	159	25	20	2	38	161020	NSTH-18	
M8	209	25	20	2	146	161021	NSTH-25	
	259	30	35	2	184	161022	NSTH-40	

1) Corrosion resistance class CRC 2 to Festo standard FN 940070

Moderate corrosion stress. Indoor applications in which condensation may occur. External visible parts with primarily decorative requirements for the surface and which are in direct contact with the ambient atmosphere typical for industrial applications.

2) Packaging unit quantity

Centring pins/centring sleeves

Technical data




Centring pin ZBS

Material:

Corrosion resistant steel

Free of copper and PTFE

RoHS-compliant



Dimensions and ordering data						
D1	B1	CRC ¹⁾	Weight	Part No.	Type	PU ²⁾
∅						
h8	-0.2		[g]			
2	5	2	1	525273	ZBS-2	10
4	5	2	1	562959	ZBS-4	
5	5	2	1	150928	ZBS-5	

- 1) Corrosion resistance class CRC 2 to Festo standard FN 940070
Moderate corrosion stress. Indoor applications in which condensation may occur. External visible parts with primarily decorative requirements for the surface and which are in direct contact with the ambient atmosphere typical for industrial applications.
- 2) Packaging unit quantity


Centring sleeve ZBH

Material:

Corrosion resistant steel

Free of copper and PTFE

RoHS-compliant



Dimensions and ordering data							
D1	B1	D2	CRC ¹⁾	Weight	Part No.	Type	PU ²⁾
∅		∅					
h7	-0.2			[g]			
5	2.4	3.2	2	1	189652	ZBH-5	10
7	3	5.3	2	1	186717	ZBH-7	
9	4	6.4	2	1	150927	ZBH-9	
12	5	10.3 +0.1	2	1	189653	ZBH-12	
15	6	12.4	2	3	191409	ZBH-15	
25	6.9	17	2	4	8023856	ZBH-25	

- 1) Corrosion resistance class CRC 2 to Festo standard FN 940070
Moderate corrosion stress. Indoor applications in which condensation may occur. External visible parts with primarily decorative requirements for the surface and which are in direct contact with the ambient atmosphere typical for industrial applications.
- 2) Packaging unit quantity

Connector sleeves


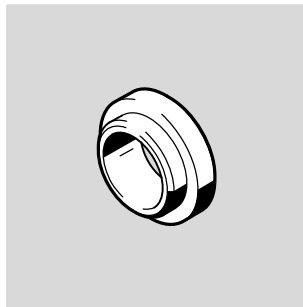
Technical data

Connector sleeve ZBV

Material:

Steel

RoHS konform



Dimensions and ordering data									
B1	B2	D1	D2	D3	CRC ¹⁾	Weight	Part No.	Type	PU ²⁾
	-0.2	∅ h7	∅	∅ h7		[g]			
2.8	1.3	5	4 +0.05	6	2	0.26	571033	ZBV-6-5	10
3	1.5	6	5.3	7	2	0.25	560252	ZBV-7-6	
3.5	1.5	7	5.3	8	2	0.63	571034	ZBV-8-7	
3.4	1.5	7	5.5	9	2	1	548805	ZBV-9-7	
4	2	8	6.4	9	2	0.75	560253	ZBV-9-8	
4	2	9	6.4	10	2	1.2	560254	ZBV-10-9	
4.5	2	9	6.4	12	2	2	548806	ZBV-12-9	
4.5	2	10	6.4	12	2	2.3	571035	ZBV-12-10	
5	2.5	12	10.3	14	2	1.9	560255	ZBV-14-12	

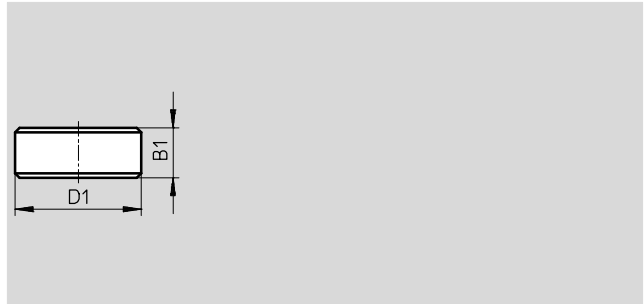
- 1) Corrosion resistance class CRC 2 to Festo standard FN 940070
Moderate corrosion stress. Indoor applications in which condensation may occur. External visible parts with primarily decorative requirements for the surface and which are in direct contact with the ambient atmosphere typical for industrial applications.
- 2) Packaging unit quantity

Central mountings/slot covers

Technical data

Central mounting SLZZ

Material:
Corrosion resistant steel
Free of copper and PTFE




Dimensions and ordering data					
D1	B1	CRC ¹⁾	Weight	Part No.	Type
∅			[g]		
h8	-0.2				
14	5	2	21	150900	SLZZ-16/10
25	5.5	2	40	150901	SLZZ-25/16
25	5.5	2	84	150904	SLZZ-50/40

1) Corrosion resistance class CRC 2 to Festo standard FN 940070
Moderate corrosion stress. Indoor applications in which condensation may occur. External visible parts with primarily decorative requirements for the surface and which are in direct contact with the ambient atmosphere typical for industrial applications.

Slot cover ABP for mounting slots

Slot cover ABP-5-S for sensor slots

Material:
Acrylic butadiene styrene



Ordering data					
Slot type	Length	Weight	Part No.	Type	PU ¹⁾
	[m]	[g]			
Mounting slot	0.5	16	151681	ABP-5	2
	0.5	42	151682	ABP-8	
Sensor slot	0.5	15	151680	ABP-5-S	
	0.5	13	563360	ABP-5-S1	

1) Packaging unit quantity

Product Range and Company Overview

A Complete Suite and Company Overview

Our experienced engineers provide complete support at every stage of your development process, including: conceptualization, analysis, engineering, design, assembly, documentation, validation, and production.



Custom Automation Components
Complete custom engineered solutions



Custom Control Cabinets
Comprehensive engineering support and on-site services



Complete Systems
Shipment, stocking and storage services

The Broadest Range of Automation Components

With a comprehensive line of more than 30,000 automation components, Festo is capable of solving the most complex automation requirements.



Electromechanical
Electromechanical actuators, motors, controllers & drivers



Pneumatics
Pneumatic linear and rotary actuators, valves, and air supply



PLCs and I/O Devices
PLC's, operator interfaces, sensors and I/O devices

Supporting Advanced Automation... As No One Else Can!

Festo is a leading global manufacturer of pneumatic and electromechanical systems, components and controls for industrial automation, with more than 16,000 employees in 60 national headquarters serving more than 180 countries. For more than 80 years, Festo has continuously elevated the state of manufacturing with innovations and optimized motion control solutions that deliver higher performing, more profitable automated manufacturing and processing equipment. Our dedication to the advancement of automation extends beyond technology to the education and development of current and future automation and robotics designers with simulation tools, teaching programs, and on-site services.

Quality Assurance, ISO 9001 and ISO 14001 Certifications

Festo Corporation is committed to supply all Festo products and services that will meet or exceed our customers' requirements in product quality, delivery, customer service and satisfaction.

To meet this commitment, we strive to ensure a consistent, integrated, and systematic approach to management that will meet or exceed the requirements of the ISO 9001 standard for Quality Management and the ISO 14001 standard for Environmental Management.



© Copyright 2013, Festo Corporation. While every effort is made to ensure that all dimensions and specifications are correct, Festo cannot guarantee that publications are completely free of any error, in particular typing or printing errors. Accordingly, Festo cannot be held responsible for the same. For Liability and Warranty conditions, refer to our "Terms and Conditions of Sale", available from your local Festo office. All rights reserved. No part of this publication may be reproduced, distributed, or transmitted in any form or by any means, electronic, mechanical, photocopying or otherwise, without the prior written permission of Festo. All technical data subject to change according to technical update.



Printed on recycled paper at New Horizon Graphic, Inc., FSC certified as an environmental friendly printing plant.

Festo North America



**1 Festo Canada
Headquarters
Festo Inc.**
5300 Explorer Drive
Mississauga, ON
L4W 5G4

2 Montréal
5600, Trans-Canada
Pointe-Claire, QC
H9R 1B6

3 Québec City
2930, rue Watt#117
Québec, QC
G1X 4G3



**4 Festo United States
Headquarters
Festo Corporation**
395 Moreland Road
Hauppauge, NY
11788

5 Appleton
North 922 Tower View Drive, Suite N
Greenville, WI
54942

7 Detroit
1441 West Long Lake Road
Troy, MI
48098

6 Chicago
85 W Algonquin - Suite 340
Arlington Heights, IL
60005

8 Silicon Valley
4935 Southfront Road, Suite F
Livermore, CA
94550

Festo Regional Contact Center

Canadian Customers

Commercial Support:
Tel: 1 877 GO FESTO (1 877 463 3786)
Fax: 1 877 FX FESTO (1 877 393 3786)
Email: festo.canada@ca.festo.com

Technical Support:

Tel: 1 866 GO FESTO (1 866 463 3786)
Fax: 1 877 FX FESTO (1 877 393 3786)
Email: technical.support@ca.festo.com

USA Customers

Commercial Support:
Tel: 1 800 99 FESTO (1 800 993 3786)
Fax: 1 800 96 FESTO (1 800 963 3786)
Email: customer.service@us.festo.com

Technical Support:

Tel: 1 866 GO FESTO (1 866 463 3786)
Fax: 1 800 96 FESTO (1 800 963 3786)
Email: product.support@us.festo.com