

Push-in fittings CRQS, Quick Star, stainless steel



Push-in fittings CRQS, Quick Star, stainless steel

Features

Application









Effortless selection of the right fitting. Quick Star offers a secure solution for every connection. The convenient push-in fitting system includes well over 1000 types of standard and function fittings.

Summary of tubing/fitting combinations

Applications	Fitting	Tubing	Description
Standard	QS-B	PEN	Suitable for a wide range of tasks and attractively priced. Flexible thanks to highly resistant materials, easy to install thanks to optimised bending radii. High level of abrasion resistance in dynamic applications.
	QS	PUN	Maximum flexibility in standard applications thanks to an extremely wide range of options for combining the different types.
	QS	PAN	Meets all requirements, even for standard applications with increased pressure and temperature ranges.
High pressures	NPQM	PAN-MF	Meets DIN standard 73378: ideal for use in mobile pneumatics. Suitable for increased temperature ranges combined with high pressure ranges.
	NPQH	PAN-R	Powerful in pressure ranges up to 20 bar, for example in applications with the pressure booster DPA.
Resistant to chemicals, food safe and hydrolysis resistant	NPQP	PLN	Resistant to cleaning agents, FDA compliant and economical. Can be used instead of the combination with stainless steel fittings.
	NPKA	PUN-H	Hydrolysis resistant and suitable for water applications. Combination suitable for use in clean rooms, FDA compliant and corrosion resistant thanks to 100% polymer construction. Very easy to install thanks to the "one click principle".
	NPQH	PFAN	For high temperatures up to 150 °C. Suitable for use in the food industry, FDA compliant and resistant to cleaning agents.
	NPCK	PFAN	Easy to clean thanks to the union nut's edge-free design. Maximum resistance to corrosion (CRC 4) and FDA compliant. Suitable for a wide range of media.
	CRQS	PFAN	Maximum resistance to corrosion (CRC 4) and to aggressive acids and lyes.
Anti-static	NPQM	PUN-CM	Anti-static tubing plus solid metal fitting: maximum protection for electrical and electronic components.
Flame retardant	NPQM	PUN-V0	Very safe in areas where there is a risk of fire thanks to flame-retardant properties. The tubing has been tested to DIN 5510-2.
Resistant to welding spatter	NPQH	PUN-V0-C	Ideal for applications involving welding spatter. Reliable thanks to a tubing wall thickness of 2 mm for all diameters.
	QS-V0	PAN-V0	Safe even in the immediate vicinity of welding spatter thanks to the double-walled tubing with special fitting.








Push-in fittings CRQS, Quick Star, stainless steel

Features

Push-in fittings product range	
<p>QSM, Quick Star, Mini</p> 	<p>Technical data → Internet: qsm</p> <p>Miniature push-in fittings for maximum component density in confined spaces. For pneumatic applications with a temperature range up to 80 °C and a pressure range up to 14 bar. Tubing O.D.∅ of 2, 3, 4 and 6 mm with connecting threads M3, M5, M6, M7, R1/8 and G1/8.</p>
<p>QSM-B, Quick Star, Mini</p> 	<p>Technical data → Internet: qsm-b</p> <p>Miniature push-in fittings for maximum component density in confined spaces. For core pneumatic applications with a temperature range up to 60 °C and a pressure range up to 10 bar. Tubing O.D.∅ of 3, 4 and 6 mm with connecting threads M3, M5, M7 and R1/8.</p>
<p>CRQS, Quick Star, stainless steel</p> 	<p>Technical data → Internet: crqs</p> <p>Stainless steel push-in fitting. High corrosion resistance (CRC4) and chemical resistance with approval for use in the food and packaging industry. For pneumatic applications with a temperature range up to 120 °C and a pressure range up to 10 bar. Tubing O.D.∅ of 4, 6, 8, 10, 12 and 16 mm with connecting threads M5 and R1/8 ... R1/2.</p>
<p>QS, Quick Star, standard</p> 	<p>Technical data → Internet: qs</p> <p>Wide selection of push-in fittings for pneumatic applications with a temperature range up to 80 °C and a pressure range up to 14 bar. Tubing O.D.∅ of 4, 6, 8, 10, 12 and 16 mm with connecting threads R1/8 ... R1/2 and G1/8 ... G1/2.</p>
<p>QS-B, Quick Star, standard</p> 	<p>Technical data → Internet: qs-b</p> <p>Push-in fittings for core pneumatic applications with a temperature range up to 60 °C and a pressure range up to 10 bar. Tubing O.D.∅ of 4, 6, 8, 10, 12 and 16 mm with connecting threads M5 and R1/8 ... R1/2.</p>
<p>QS-V0, Quick Star, flame-retardant</p> 	<p>Technical data → Internet: qs-v0</p> <p>Flame-retardant push-in fitting for use in all areas where there is a risk of fire, for example welding systems in the automotive industry and in the construction industry. For pneumatic applications with a temperature range up to 60 °C and a pressure range up to 10 bar. Tubing O.D.∅ of 4, 6, 8, 10 and 12 mm with connecting threads R1/8 ... R1/2 and G1/8 ... G1/2.</p>

Push-in fittings CRQS, Quick Star, stainless steel

Features

Push-in fittings product range	
<p>NPQH</p> 	<p>Technical data → Internet: npqh</p> <p>All metal push-in fitting made of chemically nickel-plated brass. High corrosion resistance (CRC3) and chemical resistance with approval for use in the food and packaging industry. For pneumatic applications with a temperature range up to 150 °C and a pressure range up to 20 bar.</p> <p>Tubing O.D.∅ of 4, 6, 8, 10, 12 and 14 mm with connecting threads M5, M7 and G1/8 ... G1/2 .</p>
<p>NPQM</p> 	<p>Technical data → Internet: npqm</p> <p>Attractively priced metal push-in fitting for pneumatic applications with a temperature range up to 70 °C and a pressure range up to 16 bar.</p> <p>Tubing O.D.∅ of 3, 4, 6, 8, 10, 12 and 14 mm with connecting threads M5, M7 and G1/8 ... G1/2 .</p>
NPQP	
	<p>Technical data → Internet: npqp</p> <p>Polypropylene fitting for use in applications with extreme media influences. For pneumatic applications with a temperature range up to 60 °C and a pressure range up to 10 bar.</p> <p>Tubing O.D.∅ of 4, 6, 8, 10 and 12 mm with connecting threads R1/8 ... R1/2.</p>
Functional push-in fittings product range	
<p>QSK, Quick Star, self-sealing push-in fitting</p> 	<p>Technical data → Internet: qsk</p> <p>Push-in fitting that blocks the air flow after the tubing is disconnected. For pneumatic applications with a temperature range up to 60 °C and a pressure range up to 14 bar.</p> <p>Tubing O.D.∅ of 4, 6, 8, 10 and 12 mm with connecting threads M5, R1/8 ... R1/2 and G1/8 ... G1/2.</p>
<p>QSR, Quick Star, rotary push-in fitting</p> 	<p>Technical data → Internet: qsr</p> <p>Push-in fitting with swivel connection, rotatable by 360°. The ball bearing enables rotating movements in the application up to max. 500 rpm. For pneumatic applications with a temperature range up to 60 °C and a pressure range up to 14 bar.</p> <p>Tubing O.D.∅ of 4, 6, 8, 10 and 12 mm with connecting threads M5, R1/8 ... R1/2 and G1/8 ... G1/2.</p>
Quick connectors product range	
<p>NPCK</p> 	<p>Technical data → Internet: npck</p> <p>Stainless steel fitting for use in areas subject to intensive cleaning. Highest level of corrosion resistance (CRC 4). For pneumatic applications with a temperature range up to 120 °C and a pressure range up to 12 bar.</p> <p>Tubing O.D.∅ of 4, 6, 8 and 10 mm with connecting thread M5 and G1/8 ... G3/8.</p>
Click fittings product range	
<p>NPKA</p> 	<p>Technical data → Internet: npka</p> <p>Plastic fitting for easy installation with one-hand operation. Hydrolysis resistant, FDA compliant and easy to clean. For pneumatic applications with a temperature range up to 60 °C and a pressure range up to 10 bar.</p> <p>Tubing O.D. 6 mm with connecting thread G1/8.</p>

Push-in fittings CRQS, Quick Star, stainless steel

Features

CRQS, the stainless steel fitting

Highest process reliability in every case


Highest corrosion resistance and maximum robustness: the CRQS stays leak-proof even when subjected to extreme temperature, pressure and resistance.

Unlimited use in the food industry

The push-in fitting CRQS can be used in combination with the plastic tubing PFAN, which is approved for use in the food industry, in all areas of the Food & Packaging industry, e.g. wherever


the use of stainless steel is stipulated. Used together, they easily resist all cleaning agents and lubricants and can also be used with highly aggressive acids and lyes.

Simply "plug and work"



The stainless steel retaining claw within the fitting holds the tubing securely without damaging its surface. Vibration and pressure surges are safely absorbed.

Reliably connected



A fluoro elastomer sealing ring guarantees a perfect seal between the standard tubing and the body of the fitting. Standard tubing is suitable for use with compressed air and vacuum.

Orientable



The fitting can be aligned after assembly.

Tube assembly/disassembly

Mounting

The prerequisite for ensuring that the inside seal [3] is securely held and protected against damage is that the tube be cut to straight lengths and deburred.

- 1) Pull out releasing ring [1].
- 2) Insert tubing until the end stop [2].

It is important to ensure that the

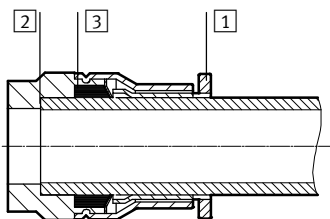
tubing is inserted into the inside seal [3]. Depending on the tolerance position of the tubing and the seal, the contact of the tubing with the seal may be wrongly interpreted as the end stop.

- 3) Check that the tubing connector is securely held by pulling gently on the tube.

Dismantling

- 1) The tubing can be detached easily by pressing down and holding the releasing ring [1]. Remove the tubing carefully from the threaded connector.

- 2) Before re-using the tubing, remove the damaged part by cutting it off.



Push-in fittings CRQS, Quick Star, stainless steel

Features

Which fitting fits which thread?

Metric thread

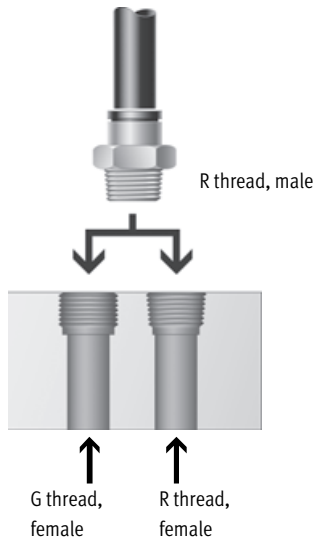
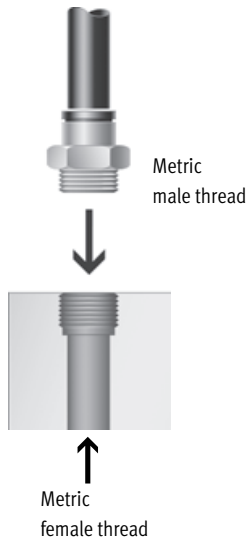
- Shorter thread
- Constant installation depth
- Replaceable sealing ring
- Sealing on front face
- Can be re-used a number of times thanks to replaceable sealing ring
- Sealing is guaranteed as the O-ring sits in a groove that seals against the tube

R thread to EN 10226-1 and ISO 7/1

- Self-sealing thread
- No additional sealing surface required
- Smaller installation dimensions since there is no need for an offset for the sealing surface
- Can be reused up to 5 times

 Note

An appropriate sealing material is required to seal the push-in fitting CRQS with R thread.



Push-in fittings CRQS, Quick Star, stainless steel

Technical data

General technical data	
Size	Standard
Design	Push-pull principle
Mounting position	Any
Type of seal on threaded plug	Sealing ring (metric thread only)
Usable lines	PFAN

Operating and environmental conditions	
Operating pressure [bar]	-0.95 ... +10
complete temperature range	
Operating medium	Compressed air to ISO 8573-1:2010 [7:-:-] Water as per manufacturer's declaration ¹⁾
Note about the operating/pilot medium	Operation with lubricated medium possible
Ambient temperature [°C]	-15 ... +120
Corrosion resistance class CRC ²⁾	4
Approval	Germanischer Lloyd

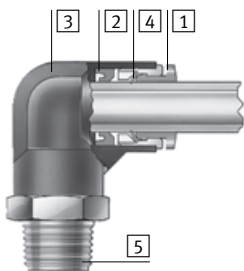
1) Additional information www.festo.com/sp → User documentation.

2) CRC4: Corrosion resistance class to Festo standard 940 070

Components with very heavy corrosion exposure. Components in contact with aggressive media, e.g. in food or chemical industries. These applications must, if necessary, be verified by special tests with the media concerned.

Materials

Sectional view




Push-in fitting CRQS		
1	Releasing ring	High-alloy stainless steel
2	Tubing seal	Fluoro elastomer
3	Housing	High-alloy stainless steel
4	Tube retaining claw	High-alloy stainless steel
5	Threaded coupling	High-alloy stainless steel
Note on materials		RoHS-compliant

Push-in fittings CRQS, Quick Star, stainless steel

Technical data

Tubing insertion depth




Tubing O.D. [mm]	4	6	8	10	12	16
Tubing insertion depth [mm]	18	19.5	21.5	25.5	27	32

Recommended tightening torque



When using Quick Star push-in fittings with internal hex, ensure that the Allen key is not inserted too far

into the fitting to prevent the risk of damage to components behind the fitting.

 Note
 For sealing of the R-thread a suitable coating is required. This coating replaces the conventional sealing ring. Simply screw in the R-thread by hand and tighten it with 1 or 2 turns of a spanner. The fitting can be reinstalled up to five times. When screwing in R-threads several times, you must make sure that the abraded particles from the sealing material coating cannot enter the compressed air system.







Connecting thread	Nominal tightening torque [Nm]
M thread	
M5	1.33 ±20%

Possible push-in fitting/tubing combinations						
Thread	Tubing O.D. [mm]					
	4	6	8	10	12	16
M5	++	+	-	-	-	-
R1/8	+	++	+	-	-	-
R1/4	-	+	++	+	-	-
R3/8	-	-	-	++	+	-
R1/2	-	-	-	-	++	+

- + Possible thread/tubing O.D. combinations
- ++ Optimum thread/tubing O.D. combinations (with regard to flow)

Push-in fittings CRQS, Quick Star, stainless steel




Product range overview

Design	Version	Type	Connection D1			Connection D2		→ Page/ Internet
			M thread	R thread	Tubing O.D.	Tubing O.D.		
Straight design	Push-in fitting – Male thread with internal/external hex							
		CRQS	M5xQ8	–	–	4, 6	11	
			–	R $\frac{1}{8}$				4, 6, 8
			–	R $\frac{1}{4}$				6, 8, 10
			–	R $\frac{3}{8}$				10, 12
			–	R $\frac{1}{2}$				12, 16
	Push-in connector							
		CRQS	–	–	4	4	13	
			–	–	6	6		
			–	–	8	8		
			–	–	10	10		
			–	–	12	12		
		CRQS reducing	–	–	6	4	13	
			–	–	8	6		
			–	–	10	8		
–			–	12	10			
–			–	16	12			
Push-in bulkhead connector								
	CRQSS	–	–	4	4	13		
		–	–	6	6			
		–	–	8	8			
		–	–	10	10			
		–	–	12	12			
L-shape	Push-in L-fitting, orientable – male thread with external hex							
		CRQSL	M5xQ8	–	–	4, 6	14	
			–	R $\frac{1}{8}$				4, 6, 8
			–	R $\frac{1}{4}$				6, 8, 10
			–	R $\frac{3}{8}$				10, 12
			–	R $\frac{1}{2}$				12, 16
	Push-in L-connector							
		CRQSL	–	–	4	–	15	
			–	–	6			
			–	–	8			
–			–	10				
–			–	12				
–	–	16						

Push-in fittings CRQS, Quick Star, stainless steel



Product range overview

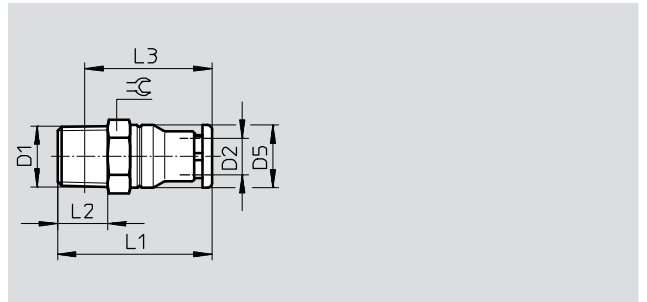
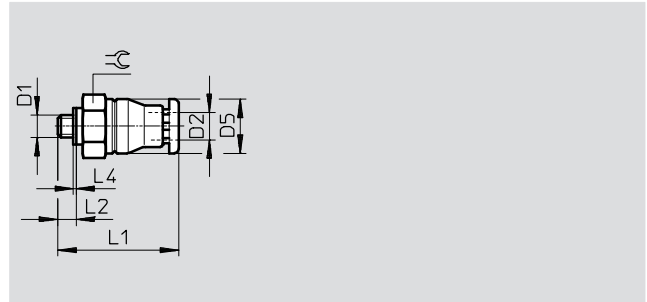
Design	Version	Type	Connection D1			Connection D2	→ Page/ Internet
			M thread	R thread	Tubing O.D.	Tubing O.D.	
T-shape	Push-in T-fitting, orientable – male thread with external hex						
		CRQST	M5x0.8	–	–	4, 6	16
			–	R1/8		6, 8	
			–	R1/4		8, 10	
			–	R3/8		10, 12	
			–	R1/2		12, 16	
	Push-in T-connector						
		CRQST	–	–	4	–	17
					6		
					8		
10							
12							
16							
Y-shape	Push-in Y-connector						
		CRQSY	–	–	4	–	17
					6		
					8		
					10		
					12		
					16		

Push-in fittings CRQS, Quick Star, stainless steel

Technical data

Push-in fitting CRQS

Male thread with external hex



Dimensions and ordering data												
Connection	Nominal size [mm]	Tubing O.D.	D5 Ø	L1	L2	L3	L4	☉	Weight/ piece [g]	Part No.	Type	PU*
D1	D2											
Metric thread with sealing ring												
M5x0.8	2	4	9.8	24.4	3	-	0.5	10	6	162860	CRQS-M5-4	1
	2	6	11.8	25.6	3	-	0.5	12	8.4	162861	CRQS-M5-6	1
R thread												
R $\frac{1}{8}$	2.5	4	9.8	27.4	8	23.4	-	10	8.7	132643	CRQS- $\frac{1}{8}$ -4	1
	4.1	6	11.8	27.6	8	23.7	-	12	9.9	162862	CRQS- $\frac{1}{8}$ -6	1
	5.1	8	13.8	30.9	8	27	-	14	12	162863	CRQS- $\frac{1}{8}$ -8	1
R $\frac{1}{4}$	4.2	6	11.8	31.6	11	25.6	-	14	18	132644	CRQS- $\frac{1}{4}$ -6	1
	5.8	8	13.8	33.9	11	27.9	-	14	18	162864	CRQS- $\frac{1}{4}$ -8	1
	5.9	10	16.8	36	11	30	-	17	22	162865	CRQS- $\frac{1}{4}$ -10	1
R $\frac{3}{8}$	6	10	16.8	38	12	31.7	-	17	29	162866	CRQS- $\frac{3}{8}$ -10	1
	7.6	12	19.8	39.9	12	33.6	-	21	37	162867	CRQS- $\frac{3}{8}$ -12	1
R $\frac{1}{2}$	8.1	12	19.8	42.9	15	34.7	-	22	55	162868	CRQS- $\frac{1}{2}$ -12	1
	10.1	16	23.7	49.7	15	41.6	-	24	59	162869	CRQS- $\frac{1}{2}$ -16	1

* Packaging unit quantity

Push-in fittings CRQS, Quick Star, stainless steel



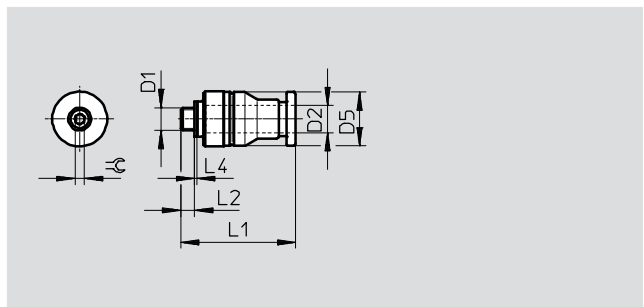
Technical data

Push-in fitting CRQS-...-I

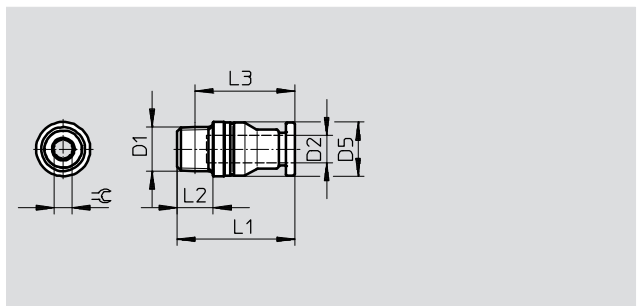
Male thread with internal hex



M thread



R thread



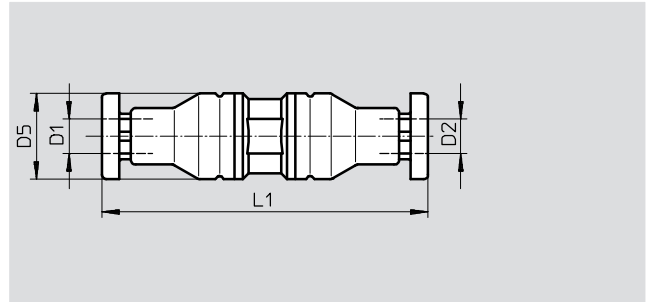
Dimensions and ordering data												
Connection	Nominal size	Tubing O.D.	D5	L1	L2	L3	L4	≈	Weight/ piece	Part No.	Type	PU*
D1	[mm]	D2	∅						[g]			
Metric thread with sealing ring												
M5	2	4	10	22.9	3	–	0.5	2	5	132328	CRQS-M5-4-I	1
	2	6	12	25.1	3	–	0.5	2	7.7	132329	CRQS-M5-6-I	1
R thread												
R $\frac{1}{8}$	4.1	6	12	26.1	8	22.2	–	4	8.4	132330	CRQS- $\frac{1}{8}$ -6-I	1
	5.1	8	14	30.4	8	26.5	–	5	12	132331	CRQS- $\frac{1}{8}$ -8-I	1
R $\frac{1}{4}$	5.8	8	14	31.4	11	25.4	–	6	15	132332	CRQS- $\frac{1}{4}$ -8-I	1
	5.9	10	17	36	11	30	–	6	21	132333	CRQS- $\frac{1}{4}$ -10-I	1
R $\frac{3}{8}$	6	10	17	34	12	27.7	–	6	24	132334	CRQS- $\frac{3}{8}$ -10-I	1
	7.6	12	20	36.4	12	30.1	–	8	28	132335	CRQS- $\frac{3}{8}$ -12-I	1
R $\frac{1}{2}$	8.1	12	22	39.4	15	31.2	–	8	45	132336	CRQS- $\frac{1}{2}$ -12-I	1
	10.1	16	24	46.7	15	38.6	–	12	47	132337	CRQS- $\frac{1}{2}$ -16-I	1

* Packaging unit quantity

Push-in fittings CRQS, Quick Star, stainless steel

Technical data

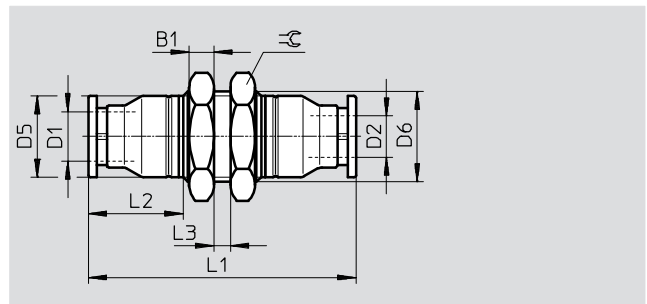
Push-in connector CRQS



Dimensions and ordering data								
Tubing O.D.	Nominal size	Tubing O.D.	D5	L1	Weight/ piece	Part No.	Type	PU*
D1	[mm]	D2	∅		[g]			
4	2.4	4	9.8	37.7	9.1	130645	CRQS-4	1
6	3.7	6	11.8	40.3	14	130646	CRQS-6	1
8	5.8	8	13.8	44.9	18	130647	CRQS-8	1
10	6.6	10	16.8	52	29	130648	CRQS-10	1
12	7.9	12	19.8	55.8	44	130649	CRQS-12	1
16	10.5	16	23.7	66.5	63	130650	CRQS-16	1
Reducing								
6	2.4	4	12	38.8	11	130651	CRQS-6-4	1
8	3.7	6	14	42.4	15	130652	CRQS-8-6	1
10	5.8	8	17	48.5	22	130653	CRQS-10-8	1
12	6.6	10	20	53.9	35	130654	CRQS-12-10	1
16	7.9	12	24	61.1	50	130655	CRQS-16-12	1

* Packaging unit quantity

Push-in bulkhead connector CRQSS



Dimensions and ordering data													
Tubing O.D.	Nominal size	Tubing O.D.	B1	D5	D6	L1	L2	L3	∅	Weight/ piece	Part No.	Type	PU*
D1	[mm]	D2		∅	∅			max.		[g]			
4	2.4	4	4	9.8	M12x1	43.7	15.4	4	14	19	164210	CRQSS-4	1
6	3.7	6	4	11.8	M14x1	46.3	15.6	6	17	27	164211	CRQSS-6	1
8	5.7	8	4	13.8	M16x1	50.9	17.9	6	19	35	164213	CRQSS-8	1
10	6.7	10	5	16.8	M20x1	57	20	6	24	60	164215	CRQSS-10	1
12	7.9	12	6	19.8	M22x1	62.8	21.9	6	27	87	164217	CRQSS-12	1
16	10.4	16	6	23.7	M27x1.5	72.6	26.7	6	32	118	164219	CRQSS-16	1

* Packaging unit quantity

Push-in fittings CRQS, Quick Star, stainless steel

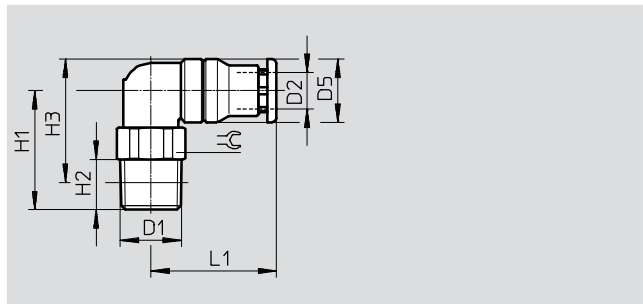
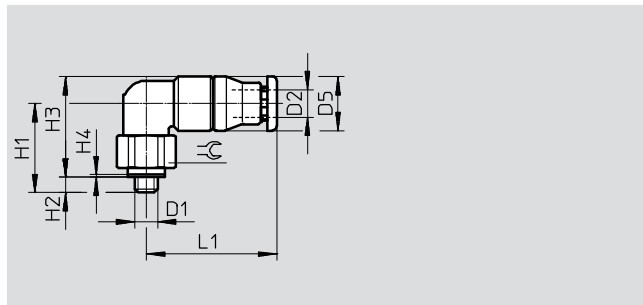


Technical data

Push-in L-fitting CRQSL

Orientable

Male thread with external hex



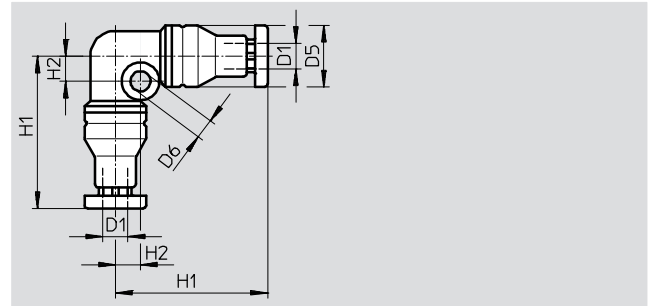
Dimensions and ordering data													
Connection	Nominal size	Tubing O.D.	D5	H1	H2	H3	H4	L1	≈C	Weight/ piece	Part No.	Type	PU*
D1	[mm]	D2	∅							[g]			
Metric thread with sealing ring													
M5x0.8	2	4	9.8	17	3	18.9	0.5	22.4	10	12	162870	CRQSL-M5-4	1
	2	6	11.8	19	3	21.9	0.5	23.6	12	18	162871	CRQSL-M5-6	1
R thread													
R $\frac{1}{8}$	2.2	4	9.8	19	8	19.9	-	22.4	10	14	132598	CRQSL- $\frac{1}{8}$ -4	1
	3.9	6	11.8	20.5	8	22.4	-	23.6	12	19	162872	CRQSL- $\frac{1}{8}$ -6	1
	5.2	8	13.8	23	8	25.9	-	26.4	14	26	162873	CRQSL- $\frac{1}{8}$ -8	1
R $\frac{1}{4}$	3.6	6	11.8	23	11	22.9	-	23.6	14	26	132599	CRQSL- $\frac{1}{4}$ -6	1
	5.1	8	13.8	25	11	25.9	-	26.4	14	30	162874	CRQSL- $\frac{1}{4}$ -8	1
	6	10	16.8	28.5	11	30.9	-	30.5	17	42	162875	CRQSL- $\frac{1}{4}$ -10	1
R $\frac{3}{8}$	6	10	16.8	28.5	12	30.6	-	30.5	17	49	162876	CRQSL- $\frac{3}{8}$ -10	1
	8.1	12	19.8	30	12	33.6	-	33.4	21	65	162877	CRQSL- $\frac{3}{8}$ -12	1
R $\frac{1}{2}$	7.9	12	19.8	34	15	35.7	-	33.4	22	85	162878	CRQSL- $\frac{1}{2}$ -12	1
	9.4	16	23.7	36	15	39.7	-	40.7	24	99	162879	CRQSL- $\frac{1}{2}$ -16	1

* Packaging unit quantity

Push-in fittings CRQS, Quick Star, stainless steel

Technical data

Push-in L-connector CRQSL



Dimensions and ordering data									
Tubing O.D.	Nominal size	D5	D6	H1	H2	Weight/ piece	Part No.	Type	PU*
D1	[mm]	∅	∅			[g]			
4	2.1	9.8	3.2	24.4	4	13	130662	CRQSL-4	1
6	3.5	11.8	3.2	26.6	5	20	130663	CRQSL-6	1
8	5.1	13.8	3.2	29.9	6	27	130664	CRQSL-8	1
10	6.1	16.8	4.2	35	7	42	130665	CRQSL-10	1
12	7.8	19.8	4.2	37.9	8	62	130666	CRQSL-12	1
16	9.4	23.7	4.2	45.2	9.5	91	130667	CRQSL-16	1

* Packaging unit quantity

Push-in fittings CRQS, Quick Star, stainless steel



Technical data

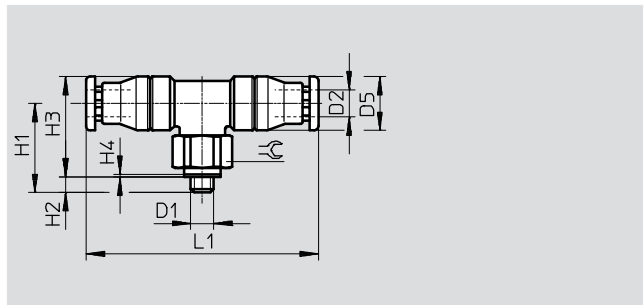
Push-in T-fitting CRQST

Orientable

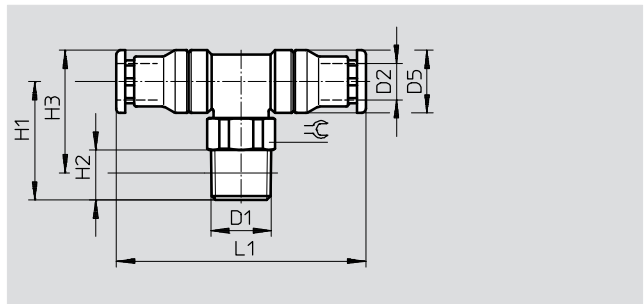
Male thread with external hex



M thread



R thread



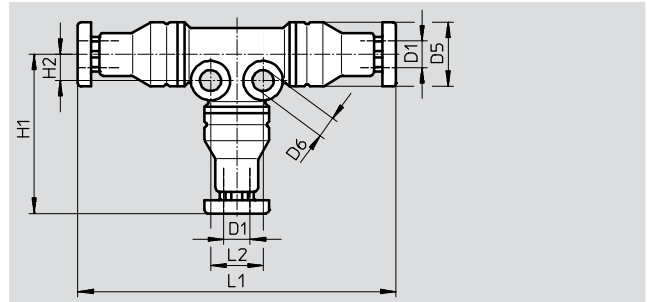
Dimensions and ordering data													
Connection	Nominal size	Tubing O.D.	D5	H1	H2	H3	H4	L1	≈C	Weight/ piece	Part No.	Type	PU*
D1	[mm]	D2	∅							[g]			
Metric thread with sealing ring													
M5x0.8	2	4	9.8	17	3	18.9	0.5	44.4	10	17	164200	CRQST-M5-4	1
	2	6	11.8	19	3	21.9	0.5	47.3	12	24	164201	CRQST-M5-6	1
R thread													
R $\frac{1}{8}$	3.7	6	11.8	20.5	8	22.4	–	47.3	12	25	164202	CRQST- $\frac{1}{8}$ -6	1
	5	8	13.8	23	8	25.9	–	52.5	14	33	164203	CRQST- $\frac{1}{8}$ -8	1
R $\frac{1}{4}$	5	8	13.8	25	11	25.9	–	52.5	14	38	164204	CRQST- $\frac{1}{4}$ -8	1
	5.9	10	16.8	28.5	11	30.9	–	61	17	56	164205	CRQST- $\frac{1}{4}$ -10	1
R $\frac{3}{8}$	5.9	10	16.8	28.5	12	30.6	–	61	17	62	164206	CRQST- $\frac{3}{8}$ -10	1
	8.1	12	19.8	30	12	33.6	–	66.6	21	85	164207	CRQST- $\frac{3}{8}$ -12	1
R $\frac{1}{2}$	8.1	12	19.8	34	15	35.7	–	66.6	22	105	164208	CRQST- $\frac{1}{2}$ -12	1
	9.5	16	23.7	36	15	39.7	–	81.4	24	128	164209	CRQST- $\frac{1}{2}$ -16	1

* Packaging unit quantity

Push-in fittings CRQS, Quick Star, stainless steel

Technical data

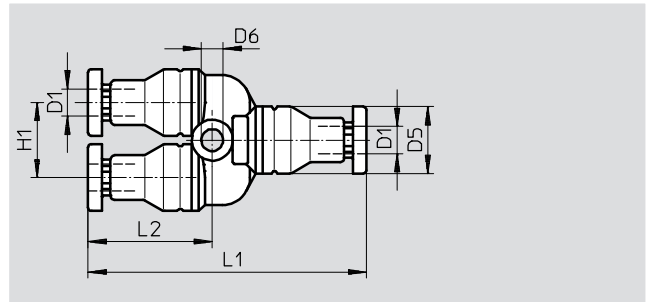
Push-in T-connector CRQST



Dimensions and ordering data											
Tubing O.D.	Nominal size	D5	D6	H1	H2	L1	L2	Weight/ piece	Part No.	Type	PU*
D1	[mm]	∅	∅					[g]			
4	2.1	9.8	3.2	24.4	4	48.4	8	18	130668	CRQST-4	1
6	3.5	11.8	3.2	26.6	5	53.3	10	27	130669	CRQST-6	1
8	5	13.8	3.2	29.9	6	59.5	12	37	130670	CRQST-8	1
10	6.1	16.8	4.2	35	7	69.9	14	59	130671	CRQST-10	1
12	8	19.8	4.2	37.9	8	75.6	16	87	130672	CRQST-12	1
16	9.7	23.7	4.2	45.2	9.5	90.4	19	126	130673	CRQST-16	1

* Packaging unit quantity

Push-in Y-connector CRQSY



Dimensions and ordering data											
Tubing O.D.	Nominal size	D5	D6	H1	L1	L2	Weight/ piece	Part No.	Type	PU*	
D1	[mm]	∅	∅				[g]				
4	2	9.8	3.2	11	41.1	18.4	15	130656	CRQSY-4	1	
6	3.3	11.8	3.2	13	44.3	18.6	24	130657	CRQSY-6	1	
8	4.9	13.8	3.2	15	51.4	20.9	34	130658	CRQSY-8	1	
10	5.6	16.8	4.3	18	58.5	23.5	52	130659	CRQSY-10	1	
12	7	19.8	4.3	21	64.8	25.4	80	130660	CRQSY-12	1	
16	8.2	23.7	4.3	25	78.5	30.2	121	130661	CRQSY-16	1	

* Packaging unit quantity

Product Range and Company Overview

A Complete Suite and Company Overview

Our experienced engineers provide complete support at every stage of your development process, including: conceptualization, analysis, engineering, design, assembly, documentation, validation, and production.



Custom Automation Components
Complete custom engineered solutions



Custom Control Cabinets
Comprehensive engineering support and on-site services



Complete Systems
Shipment, stocking and storage services

The Broadest Range of Automation Components

With a comprehensive line of more than 30,000 automation components, Festo is capable of solving the most complex automation requirements.



Electromechanical
Electromechanical actuators, motors, controllers & drivers



Pneumatics
Pneumatic linear and rotary actuators, valves, and air supply



PLCs and I/O Devices
PLC's, operator interfaces, sensors and I/O devices


Supporting Advanced Automation... As No One Else Can!

Festo is a leading global manufacturer of pneumatic and electromechanical systems, components and controls for industrial automation, with more than 16,000 employees in 60 national headquarters serving more than 180 countries. For more than 80 years, Festo has continuously elevated the state of manufacturing with innovations and optimized motion control solutions that deliver higher performing, more profitable automated manufacturing and processing equipment. Our dedication to the advancement of automation extends beyond technology to the education and development of current and future automation and robotics designers with simulation tools, teaching programs, and on-site services.

Quality Assurance, ISO 9001 and ISO 14001 Certifications

Festo Corporation is committed to supply all Festo products and services that will meet or exceed our customers' requirements in product quality, delivery, customer service and satisfaction.

To meet this commitment, we strive to ensure a consistent, integrated, and systematic approach to management that will meet or exceed the requirements of the ISO 9001 standard for Quality Management and the ISO 14001 standard for Environmental Management.



© Copyright 2013, Festo Corporation. While every effort is made to ensure that all dimensions and specifications are correct, Festo cannot guarantee that publications are completely free of any error, in particular typing or printing errors. Accordingly, Festo cannot be held responsible for the same. For Liability and Warranty conditions, refer to our "Terms and Conditions of Sale", available from your local Festo office. All rights reserved. No part of this publication may be reproduced, distributed, or transmitted in any form or by any means, electronic, mechanical, photocopying or otherwise, without the prior written permission of Festo. All technical data subject to change according to technical update.



Printed on recycled paper at New Horizon Graphic, Inc., FSC certified as an environmental friendly printing plant.

Festo North America



**1 Festo Canada
Headquarters
Festo Inc.**
5300 Explorer Drive
Mississauga, ON
L4W 5G4

2 Montréal
5600, Trans-Canada
Pointe-Claire, QC
H9R 1B6

3 Québec City
2930, rue Watt#117
Québec, QC
G1X 4G3



**4 Festo United States
Headquarters
Festo Corporation**
395 Moreland Road
Hauppauge, NY
11788

5 Appleton
North 922 Tower View Drive, Suite N
Greenville, WI
54942

7 Detroit
1441 West Long Lake Road
Troy, MI
48098

6 Chicago
85 W Algonquin - Suite 340
Arlington Heights, IL
60005

8 Silicon Valley
4935 Southfront Road, Suite F
Livermore, CA
94550

Festo Regional Contact Center

Canadian Customers

Commercial Support:
Tel: 1 877 GO FESTO (1 877 463 3786)
Fax: 1 877 FX FESTO (1 877 393 3786)
Email: festo.canada@ca.festo.com

Technical Support:
Tel: 1 866 GO FESTO (1 866 463 3786)
Fax: 1 877 FX FESTO (1 877 393 3786)
Email: technical.support@ca.festo.com

USA Customers

Commercial Support:
Tel: 1 800 99 FESTO (1 800 993 3786)
Fax: 1 800 96 FESTO (1 800 963 3786)
Email: customer.service@us.festo.com

Technical Support:
Tel: 1 866 GO FESTO (1 866 463 3786)
Fax: 1 800 96 FESTO (1 800 963 3786)
Email: product.support@us.festo.com