

## Air reservoirs

**FESTO**

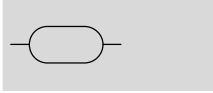


# Air reservoirs CRVZS

Technical data

FESTO

Function  
CRVZS-Q1/0.4/0.75/2



CRVZS-5/10/20  
with condensate drain



• Temperature range  
-10 ... +100 °C

• Operating pressure  
-0.95 ... 16 bar



- The reservoirs can be used to compensate pressure fluctuations, and act as accumulators in the event of sudden air consumption
- They can also be used to provide large quantities of compressed air for supplying fast pulsing drives
- Time delays for pressure build-up can be achieved in combination with flow control valves

| Technical data              |                 |                 |           |                   |                            |          |          |
|-----------------------------|-----------------|-----------------|-----------|-------------------|----------------------------|----------|----------|
| Type                        | CRVZS-Q1        | CRVZS-Q4        | CRVZS-Q75 | CRVZS-2           | CRVZS-5                    | CRVZS-10 | CRVZS-20 |
| Pneumatic connection        | G $\frac{3}{8}$ | G $\frac{1}{4}$ |           | G $\frac{1}{2}$   | G1                         |          |          |
| Condensate drain connection | -               |                 |           |                   | G $\frac{3}{8}$            |          |          |
| Type of mounting            | Retaining clips |                 |           | Via through-holes |                            |          |          |
| Installation position       | Any             |                 |           |                   | Condensate drain downwards |          |          |
| Volume [l]                  | 0.1 ±20%        | 0.4 ±20%        | 0.75 ±20% | 2 ±10%            | 5 ±10%                     | 10 ±10%  | 20 ±10%  |
| Weight [g]                  | 226             | 543             | 736       | 1,681             | 3,581                      | 6,459    | 10,208   |

• Note: This product conforms to ISO 1179-1 and to ISO 228-1

| Operating and environmental conditions                  |   |          |           |         |  |               |               |
|---|---|----------|-----------|---------|--|---------------|---------------|
| Type  | CRVZS-Q1  | CRVZS-Q4 | CRVZS-Q75 | CRVZS-2 | CRVZS-5  | CRVZS-10      | CRVZS-20      |
| Operating pressure [bar]                                | -0.95 ... +16   |          |           |         |  |               |               |
| Operating medium  | Compressed air in accordance with ISO 8573-1:2010 [-:-:-] |          |           |         |  |               |               |
|   | Nitrogen  |          |           |         |  |               |               |
| Ambient temperature [°C]                                | -10 ... +100 (observe operating range of tubing and pipe) |          |           |         |  |               |               |
| Temperature of medium [°C]                              | -10 ... +100 (observe operating range of tubing and pipe) |          |           |         |  |               |               |
| Corrosion resistance class CRC <sup>1)</sup>            | 3   |          |           |         |  |               |               |
| Conforms to standard <sup>2)</sup>                      | AD 2000   |          |           |         |  |               |               |
| CE symbol (see declaration of conformity) <sup>2)</sup> | -   |          |           |         | In accordance with EU Pressure Equipment Directive |               |               |
| Approval <sup>2)</sup>                                  | German Technical Control Board (TÜV)                      |          |           |         | -  |               |               |
|   | -   |          |           |         | CRN  |               |               |
| RISK criterion  | -   |          |           |         | Pressure equipment CRN                             |               |               |
| Certificate issuing department                          | -   |          |           |         | CRNOH15669.5C                                      | TSSAOH15669.5 | CRNOH15669.5C |

1) CRC3: Corrosion resistance class to Festo standard 940 070  
Components with heavy corrosion exposure. Externally visible components in direct contact with normal industrial atmosphere or media such as solvents and cleaning agents, where the surface requirement is predominantly functional.

2) Additional information [www.festo.com/sp](http://www.festo.com/sp) → User documentation.

| Materials         |                            |          |           |         |         |          |          |
|-------------------|----------------------------|----------|-----------|---------|---------|----------|----------|
| Type              | CRVZS-Q1                   | CRVZS-Q4 | CRVZS-Q75 | CRVZS-2 | CRVZS-5 | CRVZS-10 | CRVZS-20 |
| Air reservoir     | High-alloy stainless steel |          |           |         |         |          |          |
| Retaining clips   | High-alloy stainless steel |          |           | -       |         |          |          |
| Note on materials | Free of copper and PTFE    |          |           |         |         |          |          |
|                   | Conforms to RoHS           |          |           |         |         |          |          |

# Air reservoirs CRVZS

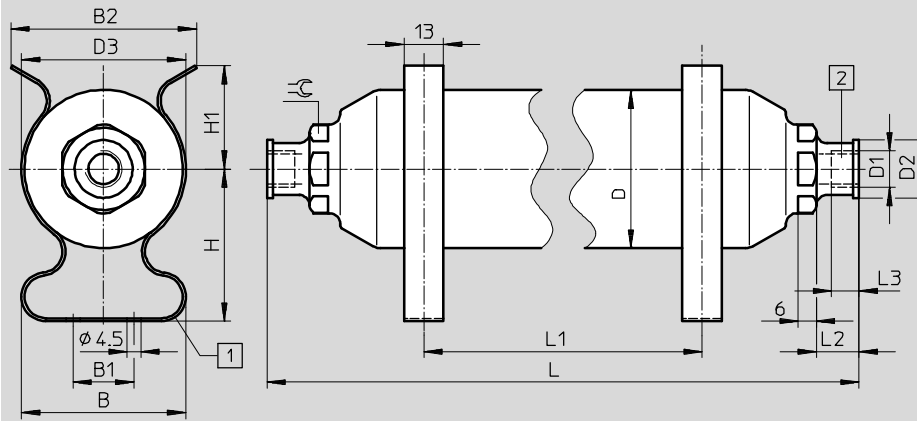
Technical data

FESTO

## Dimensions

Download CAD data → [www.festo.com](http://www.festo.com)

CRVZS-Q1/CRVZS-Q4/CRVZS-Q75



- 1 Retaining clips
- 2 For max. tightening torque  
→ table below

| Type      | B<br>±2 | B1 | B2<br>±2 | D<br>∅ | D1   | D2<br>∅ | D3<br>∅ | H<br>±1 | H1<br>±1 |
|-----------|---------|----|----------|--------|------|---------|---------|---------|----------|
| CRVZS-Q1  | 51      | 14 | –        | 40     | G1/8 | 15      | 42      | 43      | 28       |
| CRVZS-Q4  | 54      | 14 | –        | 52     | G1/4 | 19      | 54      | 50      | 34       |
| CRVZS-Q75 | 60      | 20 | 79       | 70     | G1/4 | 19      | 72      | 61      | 34       |

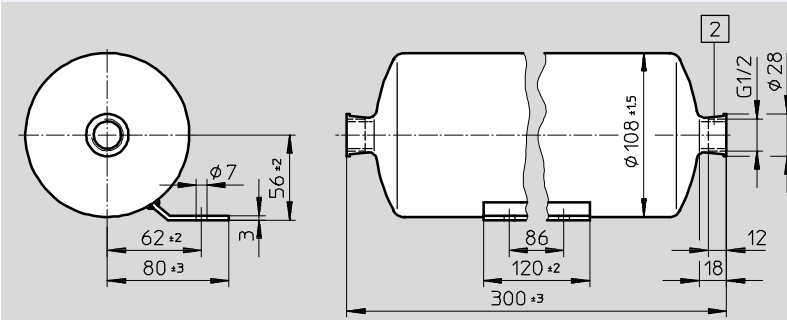
| Type      | L<br>±1 | L1   |      | L2 | L3 | ≅  | Max. tightening torque<br>for connecting thread [Nm] |
|-----------|---------|------|------|----|----|----|--|
|           |         | min. | max. |    |    |    |  |
| CRVZS-Q1  | 132     | 13   | 50   | 10 | 6  | 19 | 15   |
| CRVZS-Q4  | 240     | 13   | 150  | 14 | 9  | 27 | 23   |
| CRVZS-Q75 | 248     | 13   | 140  | 14 | 9  | 27 | 23   |

Note: This product conforms to ISO 1179-1 and to ISO 228-1

## Dimensions

Download CAD data → [www.festo.com](http://www.festo.com)

CRVZS-2



- 2 Max. tightening torque for  
connecting thread 55 Nm

Note: This product conforms to ISO 1179-1 and to ISO 228-1

# Air reservoirs CRVZS

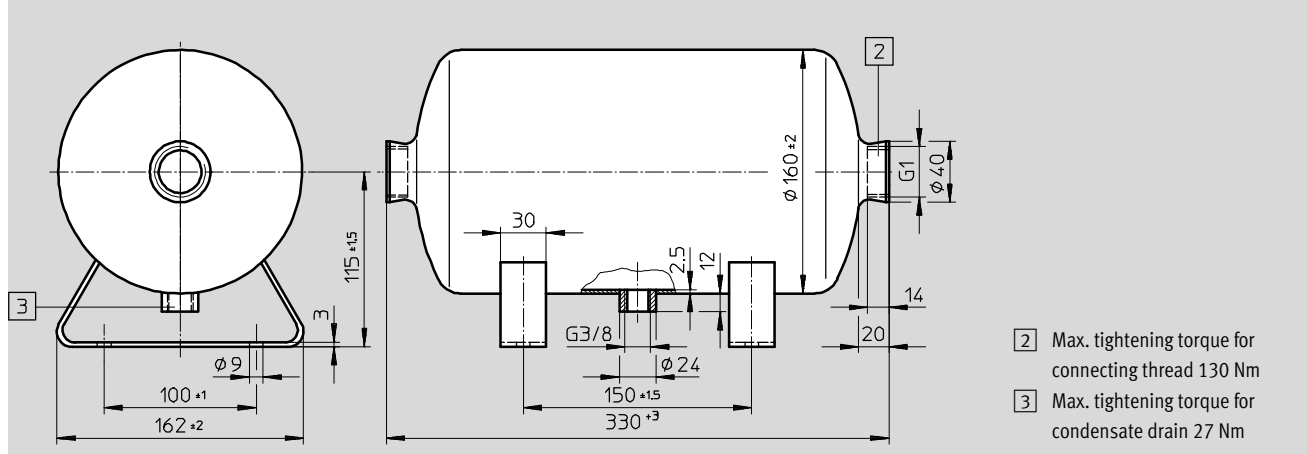
Technical data

FESTO

## Dimensions

Download CAD data → [www.festo.com](http://www.festo.com)

CRVZS-5

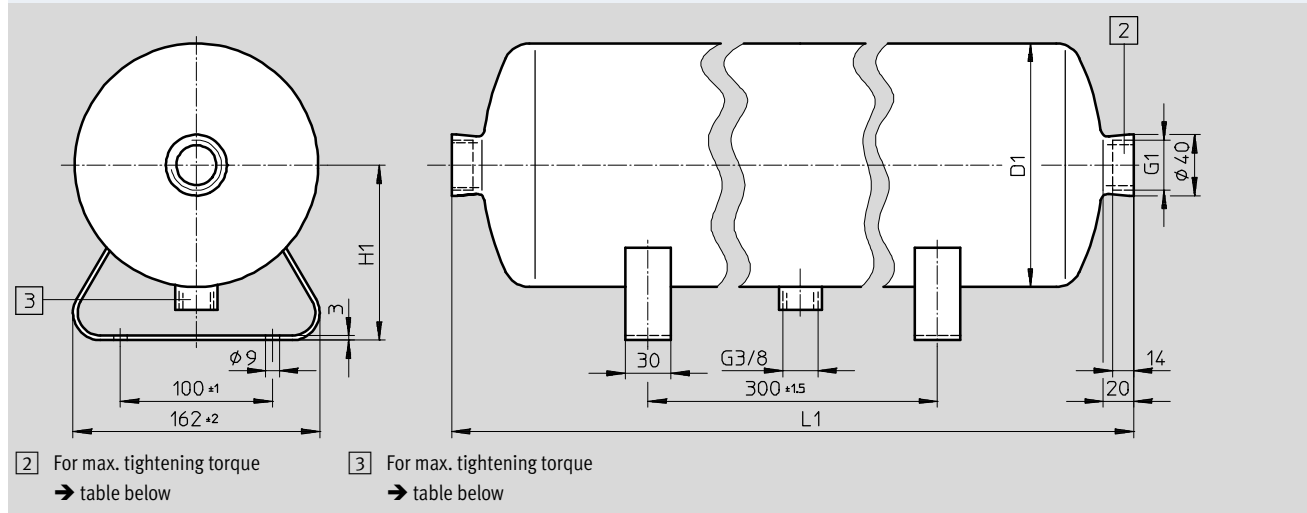


Note: This product conforms to ISO 1179-1 and to ISO 228-1

## Dimensions

Download CAD data → [www.festo.com](http://www.festo.com)

CRVZS-10/CRVZS-20



| Type     | D1<br>±2 | H1<br>±1.5 | L1<br>±3 | Max. tightening torque |                       |
|----------|----------|------------|----------|------------------------|-----------------------|
|          |          |            |          | Connecting thread [Nm] | Condensate drain [Nm] |
| CRVZS-10 | 160      | 115        | 558      | 130                    | 27                    |
| CRVZS-20 | 194      | 136        | 740      | 130                    | 27                    |

Note: This product conforms to ISO 1179-1 and to ISO 228-1

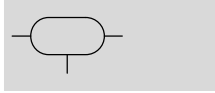
## Ordering data

| Volume [l] | Part No. | Type      | Volume [l] | Part No. | Type     |
|------------|----------|-----------|------------|----------|----------|
| 0.1 ± 20%  | 160233   | CRVZS-01  | 5 ± 10%    | 192159   | CRVZS-5  |
| 0.4 ± 20%  | 160234   | CRVZS-04  | 10 ± 10%   | 160237   | CRVZS-10 |
| 0.75 ± 20% | 160235   | CRVZS-075 | 20 ± 10%   | 534845   | CRVZS-20 |
| 2 ± 10%    | 160236   | CRVZS-2   |            |          |          |

# Air reservoirs VZS

## Technical data

Function  
with condensate drain



• - Temperature range  
-10 ... +100 °C

• - Operating pressure  
-0.95 ... 16 bar



- The reservoirs can be used to compensate pressure fluctuations, and act as accumulators in the event of sudden air consumption
- They can also be used to provide large quantities of compressed air for supplying fast pulsing drives
- Time delays for pressure build-up can be achieved in combination with flow control valves

| Technical data              |                            |
|-----------------------------|----------------------------|
| Type                        | VZS-20-B                   |
| Pneumatic connection        | G1                         |
| Condensate drain connection | G3/8                       |
| Type of mounting            | Via through-holes          |
| Installation position       | Condensate drain downwards |
| Volume [l]                  | 20 ±10%                    |
| Weight [g]                  | 8,600                      |

• | - Note: This product conforms to ISO 1179-1 and to ISO 228-1

| Operating and environmental conditions       |   |
|--|---|
| Type   | VZS-20-B  |
| Operating pressure [bar]                     | -0.95 ... +16   |
| Operating medium                             | Compressed air in accordance with ISO 8573-1:2010 [-:-:-]<br>Nitrogen |
| Ambient temperature [°C]                     | -10 ... +100 (observe operating range of tubing and pipe)             |
| Temperature of medium [°C]                   | -10 ... +100 (observe operating range of tubing and pipe)             |
| Corrosion resistance class CRC <sup>1)</sup> | 4   |
| Conforms to                                  | EN 286-1  |
| CE symbol<br>(see declaration of conformity) | In accordance with EU Simple Pressure Vessel Directive                |

1) CRC4: Corrosion resistance class to Festo standard 940 070  
Components with very heavy corrosion exposure. Components in contact with aggressive media, e.g. in food or chemical industries. These applications must, if necessary, be verified by special tests with the media concerned.

| Materials         |                         |
|-------------------|-------------------------|
| Air reservoir     | Painted steel           |
| Note on materials | Free of copper and PTFE |

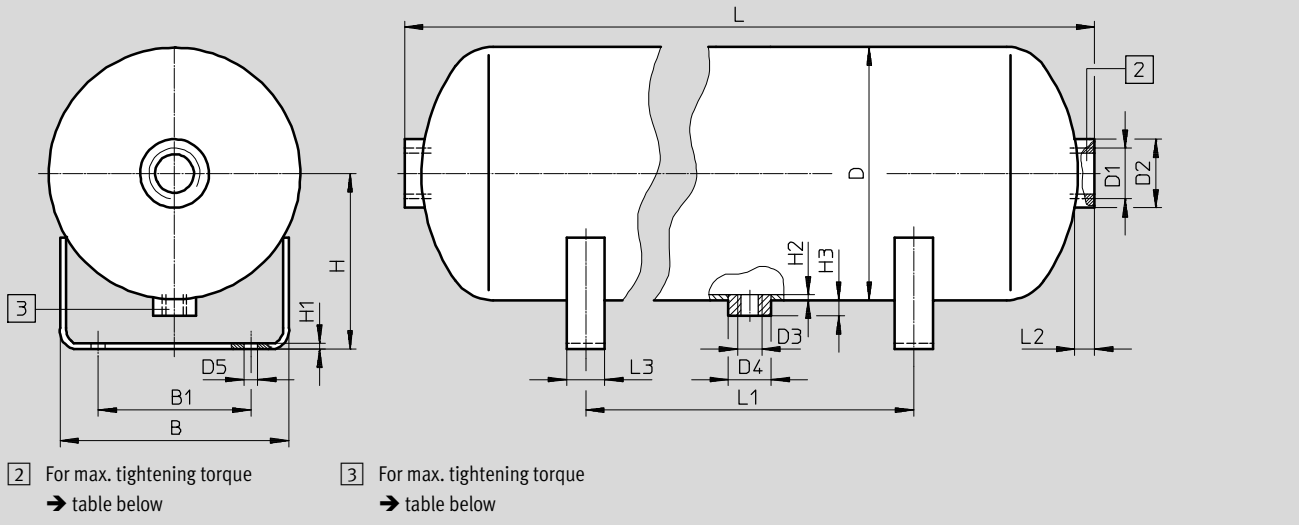
# Air reservoirs VZS

Technical data

FESTO

## Dimensions

Download CAD data → [www.festo.com](http://www.festo.com)



| Type     | B<br>±2 | B1<br>±1 | D<br>±4<br>∅ | D1 | D2<br>∅ | D3              | D4<br>∅ | D5<br>±0.5<br>∅ | H<br>±1.5 | H1 |
|----------|---------|----------|--------------|----|---------|-----------------|---------|-----------------|-----------|----|
| VZS-20-B | 150     | 100      | 206          | G1 | 44.5    | G $\frac{3}{8}$ | 28      | 9               | 146.5     | 4  |

| Type     | H2<br>min. | H3 | L<br>±6 | L1<br>±1.5 | L2 | L3 | Max. tightening torque    |                          |
|----------|------------|----|---------|------------|----|----|---------------------------|--------------------------|
|          |            |    |         |            |    |    | Connecting thread<br>[Nm] | Condensate drain<br>[Nm] |
| VZS-20-B | 2          | 12 | 696     | 300        | 18 | 25 | 130                       | 27                       |

• Note: This product conforms to ISO 1179-1 and to ISO 228-1

## Ordering data

| Volume [l] | Part No.      | Type            |
|------------|---------------|-----------------|
| 20 ±10%    | <b>192161</b> | <b>VZS-20-B</b> |

## Product Range and Company Overview

### A Complete Suite and Company Overview

Our experienced engineers provide complete support at every stage of your development process, including: conceptualization, analysis, engineering, design, assembly, documentation, validation, and production.



**Custom Automation Components**  
Complete custom engineered solutions



**Custom Control Cabinets**  
Comprehensive engineering support and on-site services



**Complete Systems**  
Shipment, stocking and storage services

### The Broadest Range of Automation Components

With a comprehensive line of more than 30,000 automation components, Festo is capable of solving the most complex automation requirements.



**Electromechanical**  
Electromechanical actuators, motors, controllers & drivers



**Pneumatics**  
Pneumatic linear and rotary actuators, valves, and air supply



**PLCs and I/O Devices**  
PLC's, operator interfaces, sensors and I/O devices

### Supporting Advanced Automation... As No One Else Can!

Festo is a leading global manufacturer of pneumatic and electromechanical systems, components and controls for industrial automation, with more than 16,000 employees in 60 national headquarters serving more than 180 countries. For more than 80 years, Festo has continuously elevated the state of manufacturing with innovations and optimized motion control solutions that deliver higher performing, more profitable automated manufacturing and processing equipment. Our dedication to the advancement of automation extends beyond technology to the education and development of current and future automation and robotics designers with simulation tools, teaching programs, and on-site services.

### Quality Assurance, ISO 9001 and ISO 14001 Certifications

Festo Corporation is committed to supply all Festo products and services that will meet or exceed our customers' requirements in product quality, delivery, customer service and satisfaction.

To meet this commitment, we strive to ensure a consistent, integrated, and systematic approach to management that will meet or exceed the requirements of the ISO 9001 standard for Quality Management and the ISO 14001 standard for Environmental Management.

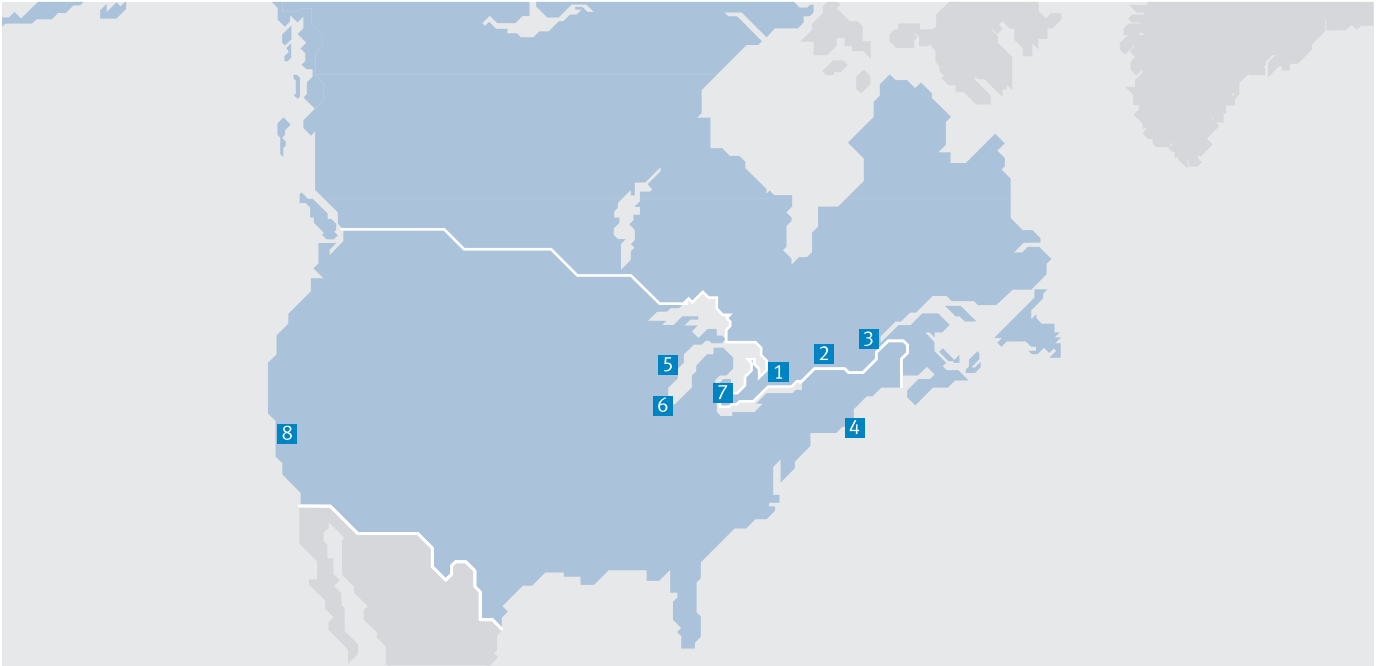


© Copyright 2013, Festo Corporation. While every effort is made to ensure that all dimensions and specifications are correct, Festo cannot guarantee that publications are completely free of any error, in particular typing or printing errors. Accordingly, Festo cannot be held responsible for the same. For Liability and Warranty conditions, refer to our "Terms and Conditions of Sale", available from your local Festo office. All rights reserved. No part of this publication may be reproduced, distributed, or transmitted in any form or by any means, electronic, mechanical, photocopying or otherwise, without the prior written permission of Festo. All technical data subject to change according to technical update.



Printed on recycled paper at New Horizon Graphic, Inc., FSC certified as an environmental friendly printing plant.

# Festo North America



**1 Festo Canada  
Headquarters  
Festo Inc.**  
5300 Explorer Drive  
Mississauga, ON  
L4W 5G4

**2 Montréal**  
5600, Trans-Canada  
Pointe-Claire, QC  
H9R 1B6

**3 Québec City**  
2930, rue Watt#117  
Québec, QC  
G1X 4G3



**4 Festo United States  
Headquarters  
Festo Corporation**  
395 Moreland Road  
Hauppauge, NY  
11788

**5 Appleton**  
North 922 Tower View Drive, Suite N  
Greenville, WI  
54942

**7 Detroit**  
1441 West Long Lake Road  
Troy, MI  
48098

**6 Chicago**  
85 W Algonquin - Suite 340  
Arlington Heights, IL  
60005

**8 Silicon Valley**  
4935 Southfront Road, Suite F  
Livermore, CA  
94550

## Festo Regional Contact Center

### Canadian Customers

Commercial Support:  
Tel: 1 877 GO FESTO (1 877 463 3786)  
Fax: 1 877 FX FESTO (1 877 393 3786)  
Email: festo.canada@ca.festo.com

### Technical Support:

Tel: 1 866 GO FESTO (1 866 463 3786)  
Fax: 1 877 FX FESTO (1 877 393 3786)  
Email: technical.support@ca.festo.com

### USA Customers

Commercial Support:  
Tel: 1 800 99 FESTO (1 800 993 3786)  
Fax: 1 800 96 FESTO (1 800 963 3786)  
Email: customer.service@us.festo.com

### Technical Support:

Tel: 1 866 GO FESTO (1 866 463 3786)  
Fax: 1 800 96 FESTO (1 800 963 3786)  
Email: product.support@us.festo.com