

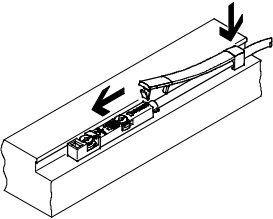
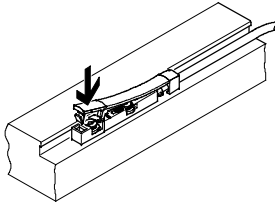
Mounting kits SAMH-S



Mounting kits SAMH-S

Key features and type codes

Function			
Tamper-proof mounting of proximity sensors of the type SMx-8M or SMT-8M-A. These mounting kits fulfil the applicable requirements of	EN ISO 13849-2 for mechanical systems: tamper-proof, captive components, positive-locking. The mounted cover prevents access to the clamping	screws of the terminal block and proximity sensor. This prevents the proximity sensor being disassembled or moved. The cover cannot be removed	without destroying it. This enables any attempt to tamper with the proximity sensor to be identified.

Mounting			
 <ul style="list-style-type: none"> • Screw terminal block firmly in place • Fit cover on the sensor cable 		 <ul style="list-style-type: none"> • Push the cover forward as far as the proximity sensor and engage 	

Possible application			
The mounting kit has been tested with the proximity sensors SMT-8M-A, SME-8M and SMT-8M (apart from SME-8M-DO) within the framework of	qualification of the drives listed in the following table. The drive extends the overall length of the proximity sensor. To guarantee its reliable operation, the	specified minimum strokes must be taken into consideration with the drives. Compatibility with drives not	listed here must be examined where necessary.

Drive	Diameter in mm	Minimum stroke in mm	Restrictions
ADN/AEN	12	16	–
ADN/AEN	16	17	–
ADN/AEN	20	15	–
ADN/AEN	25	15	–
ADN/AEN	32	12	–
ADN/AEN	40	12	–
ADN/AEN	50	12	–
ADN/AEN	63	10	–
ADN/AEN	80	7	–
ADN/AEN	100	1	–
ADN/AEN	125	0	–
DNC	32	12	–
DNC	40	10	–
DNC	50	11	–
DNC	63	10	–
DNC	80	6	–
DNC	100	3	–
DNC	125	0	–
DNCE	32	23	SMx-8M ¹⁾
DNCE	40	22	SMx-8M ¹⁾
DNCE	63	17	–
DGC-KF	18	1	–
DGC-GF	32	0	–
DGC-GF	40	0	–
DGC-GF	50	0	–
DGC-KF	50	0	–
DGC-KF	63	0	–
DGC-GF	63	0	–

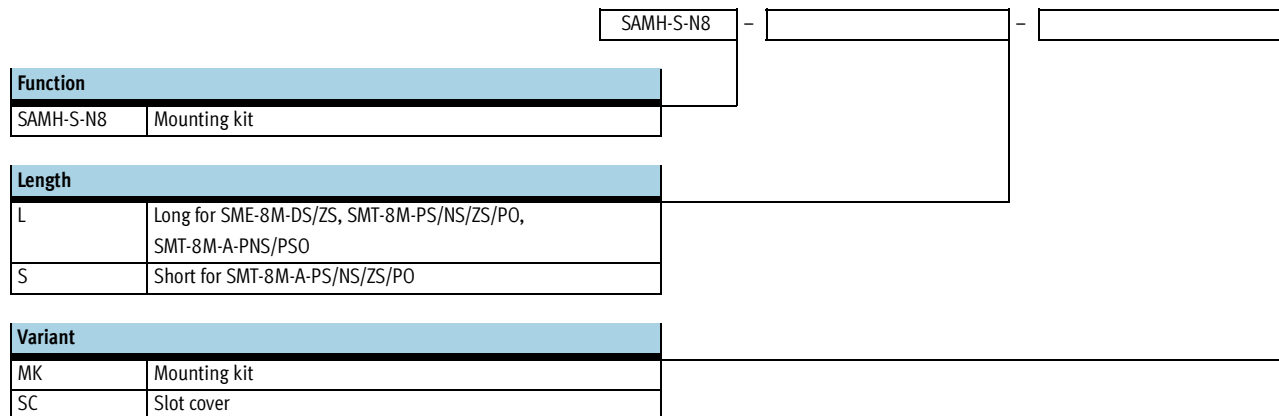
1) SME-8M, SMT-8M, SMT-8M-A-PNS/PSO: Sensing of the end position at the bearing cap not possible.

Mounting kits SAMH-S

Key features and type codes


Drive	Diameter in mm	Minimum stroke in mm	Restrictions
STA- ... -P-A-R	20	15	-
STA- ... -P-A-R	32	11	-
STA- ... -P-A-R	50	11	-
DSBC/DNCB	32	15	-
DSBC/DNCB	40	14	-
DSBC/DNCB	50	14	-
DSBC/DNCB	63	14	-
DSBC/DNCB	80	13	-
DSBC/DNCB	100	13	-
STAF	32	17	-
STAF	50	17	-
STAF	80	14	-
DFST	50	15	-
DFST	63	7	-
DFST	80	0	-
DFSP	16	14	-
DFSP	20	16	-
DFSP	32	12	-
DFSP	40	12	-
DFSP	50	12	-

Type codes



Mounting kits SAMH-S

Technical data

-  - Temperature range
-40 ... 85 °C



Technical data – Mounting kit		
Type	SAMH-S-N8-S-MK	SAMH-S-N8-L-MK
Design	For T-slot	
Type of mounting	Engaging	
	Insertable in the slot from above, secured with screw	
Max. tightening torque [Nm]	0.6	
Product weight [g]	1.88	1.91
Information on materials	High-alloy steel	
Note on materials	Free of copper and PTFE	
	RoHS-compliant	

Operating and environmental conditions		
Ambient temperature [°C]	-40 ... 85 °C	
Corrosion resistance class CRC ¹⁾	3	

- 1) Corrosion resistance class 3 according to Festo standard 940 070
Components subject to high corrosion stress. External visible parts in direct contact with industrial atmospheres or media such as solvents and cleaning agents, with a predominantly functional requirement for the surface.

Technical data – Cover		
Type	SAMH-S-N8-S-SC	SAMH-S-N8-L-SC
Design	For T-slot	
Type of mounting	Engaging	
	Insertable in the slot from above	
Product weight [g]	0.36	0.39
Information on materials	PA	
Note on materials	Free of copper and PTFE	
	RoHS-compliant	

Operating and environmental conditions		
Ambient temperature [°C]	-40 ... 85 °C	
Corrosion resistance class CRC ¹⁾	3	

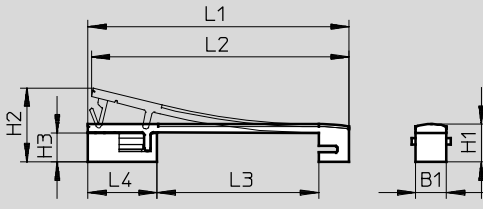
- 1) Corrosion resistance class 3 according to Festo standard 940 070
Components subject to high corrosion stress. External visible parts in direct contact with industrial atmospheres or media such as solvents and cleaning agents, with a predominantly functional requirement for the surface.

Mounting kits SAMH-S

Technical data

Dimensions

Download CAD data → www.festo.com



Type	B1	H1	H2	H3	L1	L2	L3	L4
SAMH-S-N8-S-MK	5.05	6.2	12.1	4.8	42.9	42	26.5	11.4
SAMH-S-N8-L-MK			14.1		48.4	47	32	

Ordering data

	Description	Part No.	Type	PU ¹⁾
Mounting kit, terminal block with cover	Short (for SMT-8M-A-PS/NS/ZS/PO)	575815	SAMH-S-N8-S-MK	1
	Long (for SME-8M-DS/ZS, SMT-8M-PS/NS/ZS/PO, SMT-8M-A-PNS/PSO)	575816	SAMH-S-N8-L-MK	1
Cover	Short	575817	SAMH-S-N8-S-SC	10
	Long	575818	SAMH-S-N8-L-SC	10

1) Packaging unit