

Motor controller SEC-ST, for stepper motors

Key features and Type code

At a glance

Motor controller SEC-ST

→ 3

- System product for positioning applications
- Compact unit, ready for installation
- Adjustable power range for all motors
- Full, half, quarter, fifth, eighth, tenth, thirty-second step mode
- Selectable current reduction
- Pre-assembled electrical connection accessories



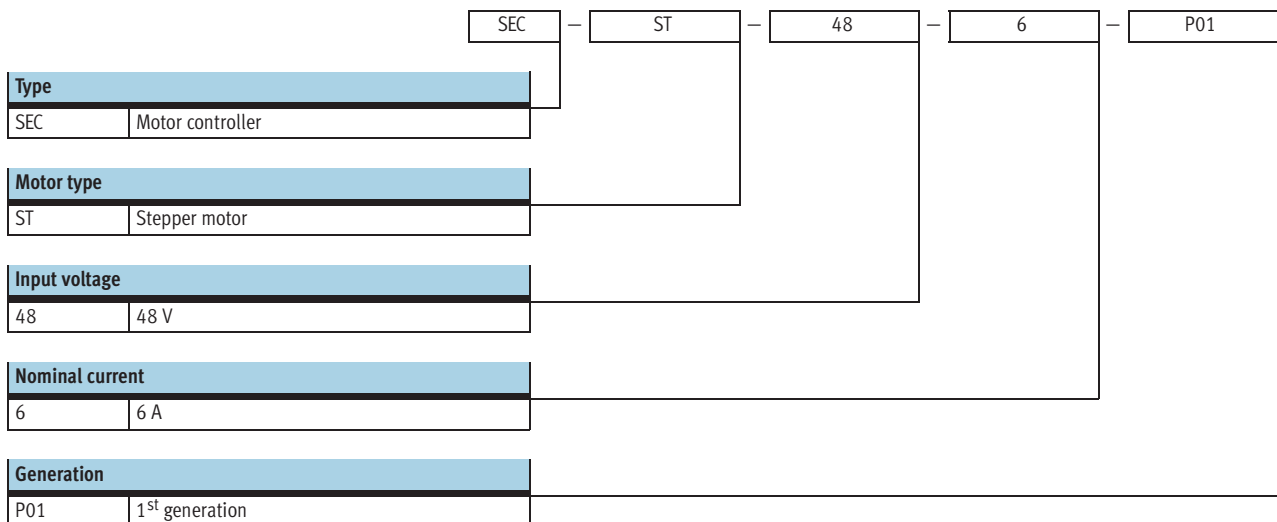
Power supply unit SVG

→ 4

- Robust hardware
- Input voltage 230 V AC/115 V AC
- Output voltage 48 V DC
- Nominal output current 5/10/20 A



Type code

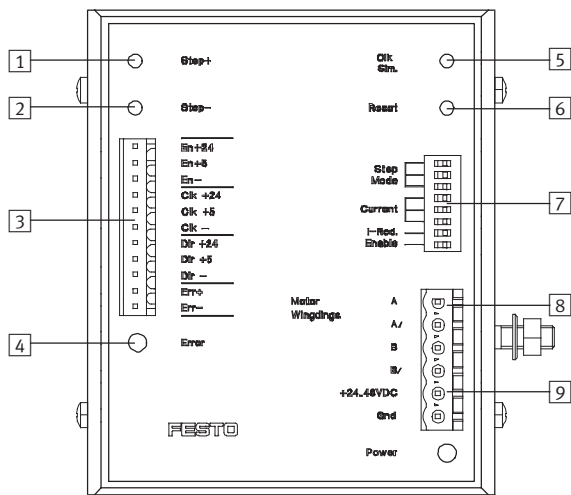


Motor controller SEC-ST, for stepper motors

Technical data



Explanation of the functions/interfaces



- 1 "Step +" button
- 2 "Step -" button
- 3 Plug X1 for control cable (step, direction, etc.)
- 4 LED, indicates an error
- 5 "CLK, Sim." button
- 6 "Reset" button
- 7 DIP switch for setting the operating mode, current value and current reduction
- 8 Plug X2 for motor connection
- 9 Plug X3 for supply voltage

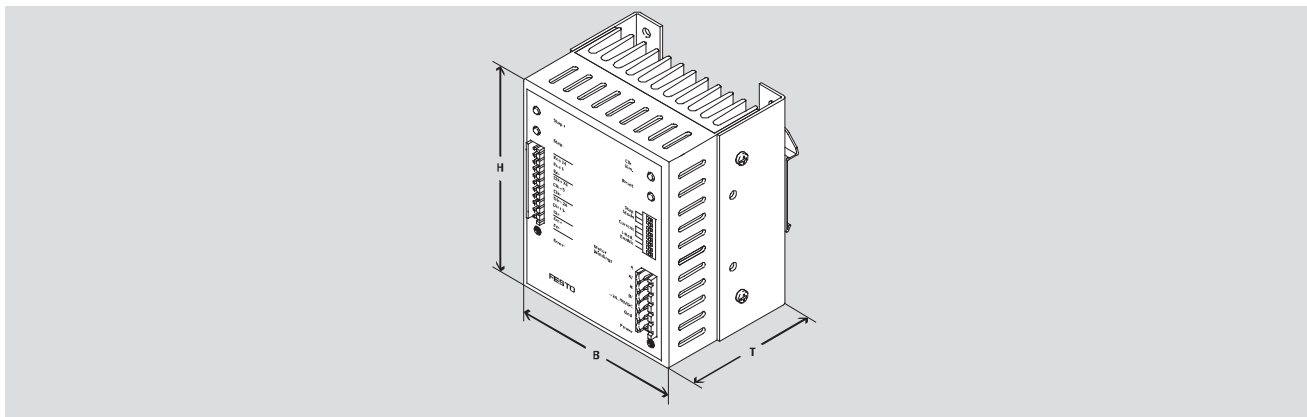
General electrical data

General electrical data		SEC-ST-48-6-P01
Nominal operating voltage V_{nominal}	[V DC]	24 ... 48
Nominal current (adjustable) I_{nominal}	[A]	1.25 ... 6 via DIP switch
Max. step frequency	[kHz]	40
Current reduction (adjustable)	[%]	0 or 70 via DIP switch
Operating range	[V DC]	20 ... 26
Logic input	[V DC]	4 ... 6
System mode		Bipolar chopper driver
Operating mode		Full step = 200 steps/revolution Half step = 400 steps/revolution (recommended) Quarter step = 800 steps/revolution Fifth step = 1000 steps/revolution Eighth step = 1600 steps/revolution Tenth step = 2000 steps/revolution Thirty-second step = 6400 steps/revolution
Step adjustment		Via DIP switch

Motor controller SEC-ST, for stepper motors

Technical data and accessories

Operating and environmental conditions		
Ambient temperature	[°C]	0 ... +40
Storage temperature	[°C]	-10 ... +60
Weight	[g]	660
Protection class		IP20
CE symbol (declaration of conformance)		In accordance with EU EMC Directive
Certification		C-Tick
Connection type		Screw terminal
Type of mounting		TS 35 DIN H-rail



Dimensions and ordering data						
	H	W	D	Part No.	Type	
Motor controller	106	89	70	548 945	SEC-ST-48-6-P01	

Ordering data for accessories						
	Brief description	Input voltage range [V AC]	Output voltage [V DC]	Nominal current [A]	Part No.	Type
Power supply unit Technical data → Internet: svg						
	Power supply for motor controller	100 ... 240	48	5	542 403	SVG-1/230VAC-48VDC-5A
				10	542 404	SVG-1/230VAC-48VDC-10A
		400 ... 500		20	542 405	SVG-3/400VAC-48VDC-20A