

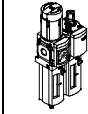
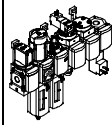
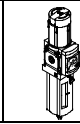
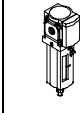
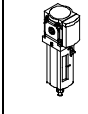
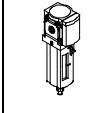
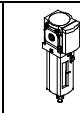
Filters MS-LF/LFM/LFX, MS series



Filters MS-LF/LFM/LFX, MS series



Product range overview – MS series service units

Type	Size	Pneumatic connection in housing	Connecting plate	Pressure regulation range [bar]						Grade of filtration [µm]			
				0.05 ... 0.7	0.05 ... 2.5	0.1 ... 4	0.3 ... 7	0.1 ... 12	0.5 ... 16	0.01	1	5	40
Code			AG...	D2	D4	D5	D6	D7	D8	A	B	C	E
Service units													
MSB-FRC 	4	G1/8, G1/4	G1/8, G1/4, G3/8	-	-	-	■	■	-	-	-	■	■
	6	G1/4, G3/8, G1/2	G1/4, G3/8, G1/2, G3/4	-	-	-	■	■	-	-	-	■	■
	9	-	-	-	-	-	-	-	-	-	-	-	-
	12	-	-	-	-	-	-	-	-	-	-	-	-
Service unit combinations (further variants can be ordered using the configurator → Internet: msb4, msb6 or msb9)													
MSB 	4	G1/4	G1/8, G1/4, G3/8	-	-	-	■	■	-	-	-	■	■
	6	G1/2	G1/4, G3/8, G1/2, G3/4	-	-	-	■	■	-	-	-	■	■
	9	-	-	-	-	-	-	-	-	-	-	-	-
	12	-	-	-	-	-	-	-	-	-	-	-	-
Individual devices													
Filter regulators MS-LFR 	4	G1/8, G1/4	G1/8, G1/4, G3/8	-	-	■	■	■	-	-	-	■	■
	6	G1/4, G3/8, G1/2	G1/4, G3/8, G1/2, G3/4	-	-	■	■	■	■	-	-	■	■
	9	G3/4, G1	G1/2, G3/4, G1, G1 1/4, G1 1/2	-	-	■	■	■	■	-	-	■	■
	12	-	G1, G1 1/4, G1 1/2, G2	-	-	-	■	■	■	-	-	■	■
Filters MS-LF 	4	G1/8, G1/4	G1/8, G1/4, G3/8	-	-	-	-	-	-	-	-	■	■
	6	G1/4, G3/8, G1/2	G1/4, G3/8, G1/2, G3/4	-	-	-	-	-	-	-	-	■	■
	9	G3/4, G1	G1/2, G3/4, G1, G1 1/4, G1 1/2	-	-	-	-	-	-	-	-	■	■
	12	-	G1, G1 1/4, G1 1/2, G2	-	-	-	-	-	-	-	-	■	■
Fine and micro filters MS-LFM 	4	G1/8, G1/4	G1/8, G1/4, G3/8	-	-	-	-	-	-	■	■	-	-
	6	G1/4, G3/8, G1/2	G1/4, G3/8, G1/2, G3/4	-	-	-	-	-	-	■	■	-	-
	9	G3/4, G1	G1/2, G3/4, G1, G1 1/4, G1 1/2	-	-	-	-	-	-	■	■	-	-
	12	-	G1, G1 1/4, G1 1/2, G2	-	-	-	-	-	-	■	■	-	-
Activated carbon filters MS-LFX 	4	G1/8, G1/4	G1/8, G1/4, G3/8	-	-	-	-	-	-	-	-	-	-
	6	G1/4, G3/8, G1/2	G1/4, G3/8, G1/2, G3/4	-	-	-	-	-	-	-	-	-	-
	9	G3/4, G1	G1/2, G3/4, G1, G1 1/4, G1 1/2	-	-	-	-	-	-	-	-	-	-
	12	-	G1, G1 1/4, G1 1/2, G2	-	-	-	-	-	-	-	-	-	-
Water separators MS-LWS 	4	-	-	-	-	-	-	-	-	-	-	-	-
	6	G1/4, G3/8, G1/2	G1/4, G3/8, G1/2, G3/4	-	-	-	-	-	-	-	-	-	-
	9	G3/4, G1	G1/2, G3/4, G1, G1 1/4, G1 1/2	-	-	-	-	-	-	-	-	-	-
	12	-	G1, G1 1/4, G1 1/2, G2	-	-	-	-	-	-	-	-	-	-

Filters MS-LF/LFM/LFX, MS series

Product range overview – MS series service units



Type	Size	Bowl guard		Condensate drains				Pressure indicator					Security		Options		→ Page/ Internet
		Plastic bowl with plastic bowl guard	Metal bowl	Manual rotary	Semi-automatic	Fully automatic	External, fully automatic, electrical	Cover plate (without pressure gauge)	Integrated MS pressure gauge	Adapter plate for EN pressure gauge G1/8	Adapter plate for EN pressure gauge G1/4	Pressure sensor	Rotary knob with detent, lockable via accessories	Rotary knob with integrated lock	Silencer	Flow direction from right to left	
Code		R	U	M	H	V	E...	VS	AG	A8	A4	AD...	AS	E11	S	Z	
Service units																	
MSB-FRC	4	■	-	■	-	■	-	-	■	-	-	-	■	-	-	■	msb4
	6	■	■	■	-	■	-	-	■	-	-	-	■	-	-	■	msb6
	9	-	-	-	-	-	-	-	-	-	-	-	-	-	-	-	-
	12	-	-	-	-	-	-	-	-	-	-	-	-	-	-	-	-
Service unit combinations																	
MSB	4	■	■	■	-	■	-	-	■	-	-	-	■	-	-	■	msb4
	6	■	■	■	-	■	-	-	■	-	-	-	■	-	-	■	msb6
	9	-	-	-	-	-	-	-	-	-	-	-	-	-	-	-	-
	12	-	-	-	-	-	-	-	-	-	-	-	-	-	-	-	-
Individual devices																	
Filter regulators MS-LFR	4	■	■	■	■	■	-	■	■	■	■	■	■	■	-	■	ms4-lfr
	6	■	■	■	■	■	■	■	■	■	■	■	■	■	-	■	ms6-lfr
	9	-	■	■	■	■	■	■	■	■	■	■	■	■	-	■	ms9-lfr
	12	-	■	■	-	■	■	■	■	■	■	■	■	■	-	■	ms12-lfr
Filters MS-LF	4	■	■	■	■	■	-	-	-	-	-	-	-	-	-	■	8, 10
	6	■	■	■	■	■	■	-	-	-	-	-	-	-	-	■	8, 10
	9	-	■	■	■	■	■	-	-	-	-	-	-	-	-	■	36
	12	-	■	■	-	■	■	-	-	-	-	-	-	-	-	■	65
Fine and micro filters MS-LFM	4	■	■	■	■	■	-	-	-	-	-	-	-	-	-	■	8, 18
	6	■	■	■	■	■	■	-	-	-	-	-	-	-	-	■	8, 18
	9	-	■	■	■	■	■	-	-	-	-	-	-	-	-	■	44
	12	-	■	■	-	■	■	-	-	-	-	-	-	-	-	■	72
Activated carbon filters MS-LFX	4	■	■	-	-	-	-	-	-	-	-	-	-	-	-	■	8, 30
	6	■	■	-	-	-	-	-	-	-	-	-	-	-	-	■	8, 30
	9	-	■	-	-	-	-	-	-	-	-	-	-	-	-	■	58
	12	-	■	-	-	-	-	-	-	-	-	-	-	-	-	■	81
Water separators																	
MS-LWS	4	-	-	-	-	-	-	-	-	-	-	-	-	-	-	-	-
	6	-	■	-	-	■	■	-	-	-	-	-	-	-	-	■	ms6-lws
	9	-	■	-	-	■	■	-	-	-	-	-	-	-	-	■	ms9-lws
	12	-	■	-	-	■	■	-	-	-	-	-	-	-	-	■	ms12-lws

Filters MS-LF/LFM/LFX, MS series



Product range overview – MS series service units

Type	Size	Pneumatic connection in housing	Connecting plate	Pressure regulation range [bar]						Supply voltage			
				0.05 ... 0.7	0.05 ... 2.5	0.1 ... 4	0.3 ... 7	0.1 ... 12	0.5 ... 16	24 V DC, connection pattern to EN 175301	24 V DC, connection M12 to IEC 61076-2-101	110 V AC, connection pattern to EN 175301	230 V AC, connection pattern to EN 175301
Code			AG...	D2	D4	D5	D6	D7	D8	V24	V24P	V110	V230
Individual devices													
Pressure regulators MS-LR		4	G1/8, G1/4	G1/8, G1/4, G3/8	-	-	■	■	■	-	-	-	-
		6	G1/4, G3/8, G1/2	G1/4, G3/8, G1/2, G3/4	-	-	■	■	■	■	-	-	-
		9	G3/4, G1	G1/2, G3/4, G1, G1 1/4, G1 1/2	-	-	■	■	■	■	-	-	-
		12	-	G1, G1 1/4, G1 1/2, G2	-	-	-	■	■	■	-	-	-
Pressure regulators MS-LRB		4	G1/4	G1/8, G1/4, G3/8	-	-	■	■	■	-	-	-	-
		6	G1/2	G1/4, G3/8, G1/2, G3/4	-	-	■	■	■	■	-	-	-
		9	-	-	-	-	-	-	-	-	-	-	-
		12	-	-	-	-	-	-	-	-	-	-	-
Precision pressure regulators MS-LRP		4	-	-	-	-	-	-	-	-	-	-	-
		6	G1/4, G3/8, G1/2	G1/4, G3/8, G1/2, G3/4	■	■	■	-	■	-	-	-	-
		9	-	-	-	-	-	-	-	-	-	-	-
		12	-	-	-	-	-	-	-	-	-	-	-
Precision pressure regulators MS-LRPB		4	-	-	-	-	-	-	-	-	-	-	-
		6	G1/2	G1/4, G3/8, G1/2, G3/4	■	■	■	-	■	-	-	-	-
		9	-	-	-	-	-	-	-	-	-	-	-
		12	-	-	-	-	-	-	-	-	-	-	-
Electrical pressure regulators MS-LRE		4	-	-	-	-	-	-	-	-	-	-	-
		6	G1/4, G3/8, G1/2	G1/4, G3/8, G1/2, G3/4	-	-	■	■	■	■	-	-	-
		9	-	-	-	-	-	-	-	-	-	-	-
		12	-	-	-	-	-	-	-	-	-	-	-
Lubricators MS-LOE		4	G1/8, G1/4	G1/8, G1/4, G3/8	-	-	-	-	-	-	-	-	-
		6	G1/4, G3/8, G1/2	G1/4, G3/8, G1/2, G3/4	-	-	-	-	-	-	-	-	-
		9	G3/4, G1	G1/2, G3/4, G1, G1 1/4, G1 1/2	-	-	-	-	-	-	-	-	-
		12	-	G1, G1 1/4, G1 1/2, G2	-	-	-	-	-	-	-	-	-
On-off valves, manually actuated MS-EM(1)		4	G1/8, G1/4	G1/8, G1/4, G3/8	-	-	-	-	-	-	-	-	-
		6	G1/4, G3/8, G1/2	G1/4, G3/8, G1/2, G3/4	-	-	-	-	-	-	-	-	-
		9	G3/4, G1	G1/2, G3/4, G1, G1 1/4, G1 1/2	-	-	-	-	-	-	-	-	-
		12	-	G1, G1 1/4, G1 1/2, G2	-	-	-	-	-	-	-	-	-
On-off valves, electrically actuated MS-EE		4	G1/8, G1/4	G1/8, G1/4, G3/8	-	-	-	-	-	-	■	-	■
		6	G1/4, G3/8, G1/2	G1/4, G3/8, G1/2, G3/4	-	-	-	-	-	-	■	-	■
		9	G3/4, G1	G1/2, G3/4, G1, G1 1/4, G1 1/2	-	-	-	-	-	-	■	■	■
		12	-	G1, G1 1/4, G1 1/2, G2	-	-	-	-	-	-	■	■	■
Soft-start valves, pneumatically actuated MS-DL		4	G1/8, G1/4	G1/8, G1/4, G3/8	-	-	-	-	-	-	-	-	-
		6	G1/4, G3/8, G1/2	G1/4, G3/8, G1/2, G3/4	-	-	-	-	-	-	-	-	-
		9	-	-	-	-	-	-	-	-	-	-	-
		12	-	G1, G1 1/4, G1 1/2, G2	-	-	-	-	-	-	-	-	-
Soft-start valves, electrically actuated MS-DE		4	G1/8, G1/4	G1/8, G1/4, G3/8	-	-	-	-	-	-	■	-	■
		6	G1/4, G3/8, G1/2	G1/4, G3/8, G1/2, G3/4	-	-	-	-	-	-	■	-	■
		9	-	-	-	-	-	-	-	-	-	-	-
		12	-	G1, G1 1/4, G1 1/2, G2	-	-	-	-	-	-	■	■	■

Filters MS-LF/LFM/LFX, MS series

Product range overview – MS series service units



Type	Size	Bowl guard		Pressure indicator				Security			Options		→ Page/ Internet
		Plastic bowl with plastic bowl guard	Metal bowl	Cover plate (without pressure gauge)	Integrated MS pressure gauge	Adapter plate for EN pressure gauge G1/8	Adapter plate for EN pressure gauge G1/4	Pressure sensor	Rotary knob with detent, lockable via accessories	Rotary knob with integrated lock	Silencer	Flow direction from right to left	
Code		R	U	VS	AG	A8	A4	AD...	AS	E11	S	Z	
Individual devices													
Pressure regulators MS-LR	4	-	-	■	■	■	■	■	■	■	-	■	ms4-lr
	6	-	-	■	■	-	■	■	■	■	-	■	ms6-lr
	9	-	-	■	■	-	■	■	■	■	-	■	ms9-lr
	12	-	-	■	■	-	■	-	■	■	-	■	ms12-lr
Pressure regulators MS-LRB	4	-	-	■	■	■	■	■	■	■	-	■	ms4-lrb
	6	-	-	■	■	-	■	■	■	■	-	■	ms6-lrb
	9	-	-	-	-	-	-	-	-	-	-	-	-
	12	-	-	-	-	-	-	-	-	-	-	-	-
Precision pressure regulators MS-LRP	4	-	-	-	-	-	-	-	-	-	-	-	-
	6	-	-	■	-	■	■	■	■	■	-	■	ms6-lrp
	9	-	-	-	-	-	-	-	-	-	-	-	-
	12	-	-	-	-	-	-	-	-	-	-	-	-
Precision pressure regulators MS-LRPB	4	-	-	-	-	-	-	-	-	-	-	-	-
	6	-	-	■	-	■	■	■	■	■	-	■	ms6-lrpb
	9	-	-	-	-	-	-	-	-	-	-	-	-
	12	-	-	-	-	-	-	-	-	-	-	-	-
Electrical pressure regulators MS-LRE	4	-	-	-	-	-	-	-	-	-	-	-	-
	6	-	-	■	■	-	■	-	-	-	-	■	ms6-lre
	9	-	-	-	-	-	-	-	-	-	-	-	-
	12	-	-	-	-	-	-	-	-	-	-	-	-
Lubricators MS-LOE	4	■	■	-	-	-	-	-	-	-	-	■	ms4-loe
	6	■	■	-	-	-	-	-	-	-	-	■	ms6-loe
	9	-	■	-	-	-	-	-	-	-	-	■	ms9-loe
	12	-	■	-	-	-	-	-	-	-	-	■	ms12-loe
On-off valves, manually actuated MS-EM(1)	4	-	-	■	■	■	■	■	-	-	■	■	ms4-em1
	6	-	-	■	■	-	■	■	-	-	■	■	ms6-em1
	9	-	-	■	■	-	■	-	-	-	■	■	ms9-em
	12	-	-	■	■	-	■	-	-	-	■	■	ms12-em
On-off valves, electrically actuated MS-EE	4	-	-	■	■	■	■	■	-	-	■	■	ms4-ee
	6	-	-	■	■	-	■	■	-	-	■	■	ms6-ee
	9	-	-	■	■	-	■	-	-	-	■	■	ms9-ee
	12	-	-	■	■	-	■	-	-	-	■	■	ms12-ee
Soft-start valves, pneumatically actuated MS-DL	4	-	-	■	■	■	■	■	-	-	-	■	ms4-dl
	6	-	-	■	■	-	■	■	-	-	-	■	ms6-dl
	9	-	-	-	-	-	-	-	-	-	-	-	-
	12	-	-	■	■	-	■	-	-	-	-	■	ms12-dl
Soft-start valves, electrically actuated MS-DE	4	-	-	■	■	■	■	■	-	-	-	■	ms4-de
	6	-	-	■	■	-	■	■	-	-	-	■	ms6-de
	9	-	-	-	-	-	-	-	-	-	-	-	-
	12	-	-	■	■	-	■	-	-	-	-	■	ms12-de

Filters MS-LF/LFM/LFX, MS series

Product range overview – MS series service units



Type	Size	Pneumatic connection in housing	Connecting plate	Performance Level		Supply voltage				
				Category 1, 1-channel	Category 4, 2-channel with self-monitoring	24 V DC, connection pattern to EN 175301	24 V DC, connection M12 to IEC 61076-2-101 / to EN 60947-5-2	110 V AC, connection pattern to EN 175301	230 V AC, connection pattern to EN 175301	
Code			AG...	C	E	V24	V24P	V110	V230	
Individual devices										
Soft start and exhaust valves MS-SV-C		4	–							
		6	G ¹ / ₂	G ¹ / ₄ , G ³ / ₈ , G ¹ / ₂ , G ³ / ₄	■	–	■	■	■	■
		9	G ³ / ₄ , G1	G ¹ / ₂ , G ³ / ₄ , G1, G1 ¹ / ₄ , G1 ¹ / ₂	■	–	■	■	■	■
		12	–							
Soft start and exhaust valves MS-SV-E		4	–							
		6	G ¹ / ₂	G ¹ / ₄ , G ³ / ₈ , G ¹ / ₂ , G ³ / ₄	–	■	■	–	–	–
		9	–							
		12	–							
Membrane air dryers MS-LDM1		4	G ¹ / ₈ , G ¹ / ₄	G ¹ / ₈ , G ¹ / ₄ , G ³ / ₈	–	–	–	–	–	–
		6	G ¹ / ₄ , G ³ / ₈ , G ¹ / ₂	G ¹ / ₄ , G ³ / ₈ , G ¹ / ₂ , G ³ / ₄	–	–	–	–	–	–
		9	–							
		12	–							
Branching modules MS-FRM		4	G ¹ / ₈ , G ¹ / ₄	G ¹ / ₈ , G ¹ / ₄ , G ³ / ₈	–	–	–	–	–	–
		6	G ¹ / ₄ , G ³ / ₈ , G ¹ / ₂	G ¹ / ₄ , G ³ / ₈ , G ¹ / ₂ , G ³ / ₄	–	–	–	–	–	–
		9	G ³ / ₄ , G1	G ¹ / ₂ , G ³ / ₄ , G1, G1 ¹ / ₄ , G1 ¹ / ₂	–	–	–	–	–	–
		12	–	G1, G1 ¹ / ₄ , G1 ¹ / ₂ , G2	–	–	–	–	–	–
Distributor blocks MS-FRM-FRZ		4	G ¹ / ₄	–	–	–	–	–	–	
		6	G ¹ / ₂	–	–	–	–	–	–	
		9	–							
		12	–							
Flow sensors SFAM		4	–							
		6	G ¹ / ₂	G ¹ / ₂	–	–	–	–	–	–
		9	–	G1, G1 ¹ / ₂	–	–	–	–	–	–
		12	–							

Filters MS-LF/LFM/LFX, MS series

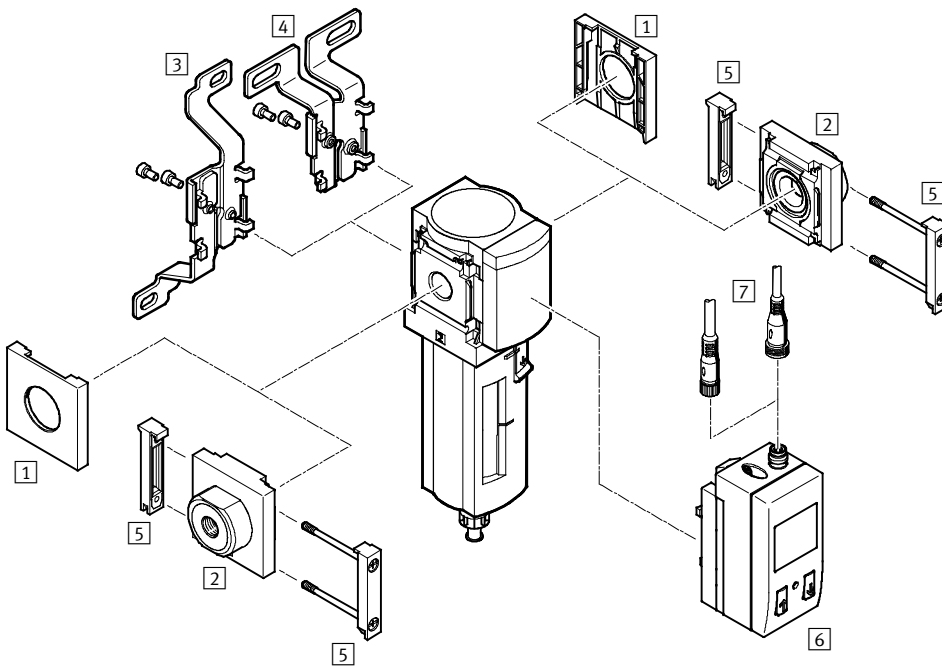
Product range overview – MS series service units



Type	Size	Bowl guard		Pressure indicator				Switch output			Options		→ Page/ Internet
		Plastic bowl with plastic bowl guard	Metal bowl	Cover plate (without pressure gauge)	Integrated MS pressure gauge	Adapter plate for EN pressure gauge G1/8	Adapter plate for EN pressure gauge G1/4	Pressure sensor	2x PNP or NPN, 1 analogue output 4 ... 20 mA	2x PNP or NPN, 1 analogue output 0 ... 10 V	Silencer	Flow direction from right to left	
Code		R	U	VS	AG	A8	A4	AD...	2SA	2SV	S	Z/R	
Individual devices													
Soft start and exhaust valves MS-SV-C	4	-											-
	6	-	-	■	■	-	■	■	-	-	■	■	ms6-sv
	9	-	-	■	■	-	■	■	-	-	■	■	ms9-sv
	12	-											-
Soft start and exhaust valves MS-SV-E	4	-											-
	6	-	-	■	■	-	■	■	-	-	■	■	ms6-sv
	9	-											-
	12	-											-
Membrane air dryers MS-LDM1	4	-	■	-	-	-	-	-	-	-	-	■	ms4-ldm1
	6	-	■	-	-	-	-	-	-	-	-	■	ms6-ldm1
	9	-											-
	12	-											-
Branching modules MS-FRM	4	-	-	■	■	■	■	■	-	-	-	■	ms4-frm
	6	-	-	■	■	-	■	■	-	-	-	■	ms6-frm
	9	-	-	■	■	-	■	■	-	-	-	■	ms9-frm
	12	-	-	■	-	-	-	-	-	-	-	-	ms12-frm
Distributor blocks MS-FRM-FRZ	4	-	-	-	-	-	-	-	-	-	-	■	ms4-frm
	6	-	-	-	-	-	-	-	-	-	-	■	ms6-frm
	9	-											-
	12	-											-
Flow sensors SFAM	4	-											-
	6	-	-	-	-	-	-	-	■	■	-	■	sfam-62
	9	-	-	-	-	-	-	-	■	■	-	■	sfam-90
	12	-											-

Filters MS4/MS6-LF/LFM/LFX, MS series

Peripherals overview



Note

Other accessories:

- Module connector for combination with sizes MS4/MS6 or size MS9 → Internet: amv, rmv, armv
- Adapter plate for mounting on profiles → Internet: ipm-80, ipm-40-80, ipm-80-80

Mounting attachments and accessories						
		Individual device		Combination		→ Page/Internet
		without connecting plate	with connecting plate	without connecting plate	with connecting plate	
1	Cover plate MS4/6-END	■	–	■	–	ms4-end, ms6-end
2	Connecting plate MS4/6-AG...	–	■	–	■	ms4-ag, ms6-ag
3	Mounting bracket MS4/6-WB	■	■	–	–	ms4-wb, ms6-wb
4	Mounting bracket MS4-WBM	■	■	–	–	ms4-wbm
5	Module connector MS4/6-MV	–	■	■	■	ms4-mv, ms6-mv
6	Filter pollution indicator DP/DN/DPI/DNI	■ for LFM	■ for LFM	■ for LFM	■ for LFM	28
7	Connecting cable NEBU-M8...-LE3/NEBU-M12...-LE4	■ for LFM	■ for LFM	■ for LFM	■ for LFM	nebu
–	Mounting bracket MS4/6-WP/WPB/WPE/WPM	–	■	■	■	ms4-wp, ms6-wp

Filters MS4/MS6-LF/LFM/LFX, MS series

FESTO

Type codes

		MS	6	-	LFM	-	1/4	-	A	R	M	-		-	DA
Series															
MS	Standard service unit														
Size															
4	Grid dimension 40 mm														
6	Grid dimension 62 mm														
Service function															
LF	Filter														
LFM	Fine and micro filter														
LFX	Activated carbon filter														
Pneumatic connection															
MS4															
1/8	G1/8 thread														
1/4	G1/4 thread														
MS6															
1/4	G1/4 thread														
3/8	G3/8 thread														
1/2	G1/2 thread														
Grade of filtration (for LF and LFM only)															
A	0.01 µm														
B	1 µm														
C	5 µm														
E	40 µm														
Bowl guard															
R	Plastic bowl guard														
U	Integrated as metal bowl														
Condensate drain (for LF and LFM only)															
M	Manual rotary														
V	Fully automatic														
Flow rate (for LFM and LFX only)															
	Standard														
HF	High flow rate														
Filter change sensor (for LFM only)															
	Without differential pressure indicator														
DA	Differential pressure indicator														

Further variants can be ordered using the modular system

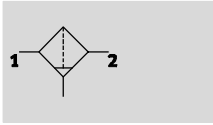
Filters LF	→ 16
Fine and micro filters LFM	→ 28
Activated carbon filters LFX	→ 34

- Connecting plates
- Condensate drain
- Range of application (only for LFM and LFX)
- Filter pollution indicator (for LFM only)
- Type of mounting
- UL certification
- Alternative flow direction

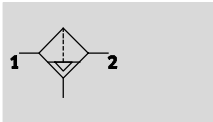
Filters MS4/MS6-LF, MS series





Technical data

Function
Condensate drain
manual rotary



semi or fully automatic



-  - Flow rate
1,000 ... 4,100 l/min
-  - Temperature range
-10 ... +60 °C
-  - Operating pressure
0 ... 20 bar
-  - www.festo.com



The sintered filter with centrifugal separation removes contamination, rust and condensate from the compressed air. The filter cartridges are replaceable.

- Good particle and condensate separation
- High flow rate with minimal pressure drop
- Available with manual, semi-automatic, fully automatic or fully automatic, electrically actuated condensate drain
- Choice of filter cartridges: 5 µm or 40 µm
- New filter cartridges → 87

General technical data					
Size	MS4		MS6		
Pneumatic connection 1, 2	G $\frac{1}{8}$	G $\frac{1}{4}$	G $\frac{1}{4}$	G $\frac{3}{8}$	G $\frac{1}{2}$
Design	Sintered filter with centrifugal separation				
Type of mounting	Via accessories				
	In-line installation				
Assembly position	Vertical $\pm 5^\circ$				
Grade of filtration [µm]	5				
	40				
Air purity class at the output	Compressed air in accordance with ISO 8573-1:2010 [6:8:4] (Grade of filtration 5 µm)				
	Compressed air in accordance with ISO 8573-1:2010 [7:8:4] (Grade of filtration 40 µm)				
Bowl guard	Plastic bowl guard				
	Integrated as metal bowl				
Condensate drain	Manual rotary				
	Semi-automatic				
	Fully automatic				
	-		Fully automatic, electrical		
Max. condensate volume [cm 3]	19 (with plastic bowl guard) 25 (with metal bowl)		38		

Note: This product conforms to ISO 1179-1 and to ISO 228-1

Standard nominal flow rate q_{nN^1} [l/min]						
Size	MS4		MS6			
Pneumatic connection	G $\frac{1}{8}$	G $\frac{1}{4}$	G $\frac{1}{4}$	G $\frac{3}{8}$	G $\frac{1}{2}$	
Grade of filtration	5 µm	1,000	1,300	2,000	3,000	3,200
	40 µm	1,100	1,700	2,500	3,800	4,100

1) Measured at $p_1 = 6$ bar and $\Delta p = 1$ bar

Filters MS4/MS6-LF, MS series

Technical data

FESTO

Operating and environmental conditions							
Condensate drain	Manual rotary M		Semi-automatic H		Fully automatic V		Fully automatic, electrical E2/E3/E4
Size	MS4	MS6	MS4	MS6	MS4	MS6	MS6
Operating pressure [bar]	0 ... 14 (0 ... 10) ¹⁾	0 ... 20 (0 ... 10) ¹⁾	1.5 ... 12 (1.5 ... 10) ¹⁾	1.5 ... 12 (1.5 ... 10) ¹⁾	2 ... 12 (2 ... 10) ¹⁾	2 ... 12 (2 ... 10) ¹⁾	0.8 ... 16 (0.8 ... 10) ¹⁾
Operating medium	Compressed air in accordance with ISO 8573-1:2010 [-:9:-]		Compressed air in accordance with ISO 8573-1:2010 [-:9:-]		Compressed air in accordance with ISO 8573-1:2010 [7:9:-]		Compressed air in accordance with ISO 8573-1:2010 [-:9:-]
	Inert gases						
Ambient temperature [°C]	-10 ... +60		+5 ... +60		+5 ... +60		+1 ... +60
Temperature of medium [°C]	-10 ... +60		+5 ... +60		+5 ... +60		+1 ... +60
Storage temperature [°C]	-10 ... +60		-10 ... +60		-10 ... +60		+1 ... +60
Corrosion resistance class CRC ²⁾	2						
UL certification	cULus recognized (OL)						

1) Value in brackets applies to MS4/MS6-LF with UL certification.

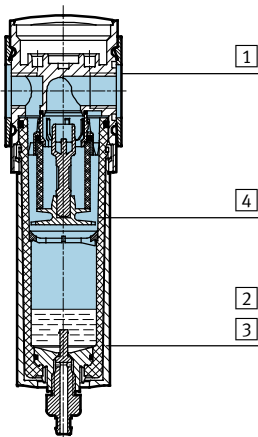
2) Corrosion resistance class 2 according to Festo standard 940 070

Components subject to moderate corrosion stress. Externally visible parts with primarily decorative surface requirements which are in direct contact with a normal industrial environment or media such as coolants or lubricating agents.

Weights [g]		
Size	MS4	MS6
Filter with plastic bowl guard R	189	600
Filter with metal bowl U	349	820
Filter with metal bowl U and fully automatic, electrically actuated condensate drain E2/E3/E4	-	1,800

Materials

Sectional view



Filters		
1	Body	Die-cast aluminium
2	Plastic bowl guard	PC
3	Metal bowl	Wrought aluminium alloy, die-cast aluminium
	Viewing window	PA
4	Filter element	PE
-	Seals	NBR
Note on materials		RoHS-compliant (not with variant E2, E3 or E4) Free of copper and PTFE

Filters MS4/MS6-LF, MS series

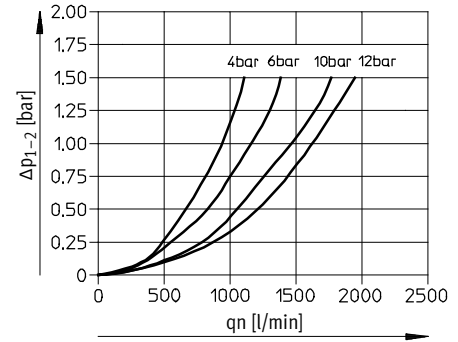
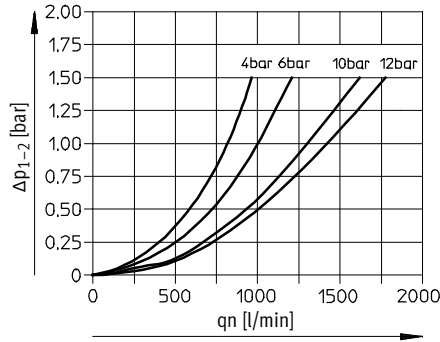
Technical data

Standard flow rate q_n as a function of the differential pressure Δp_{1-2}

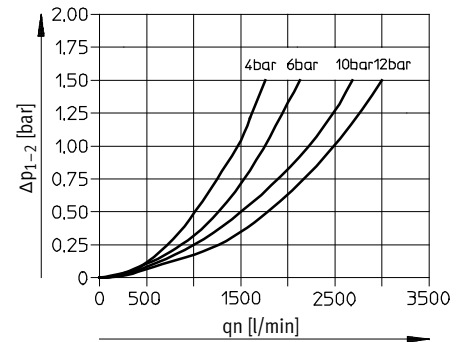
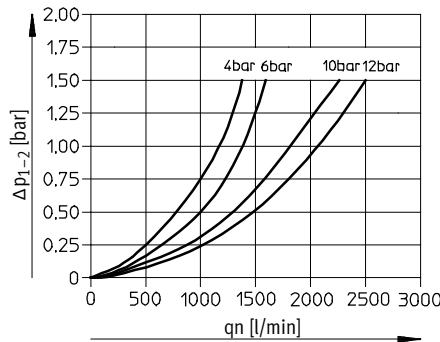
Grade of filtration 5 μm

Grade of filtration 40 μm

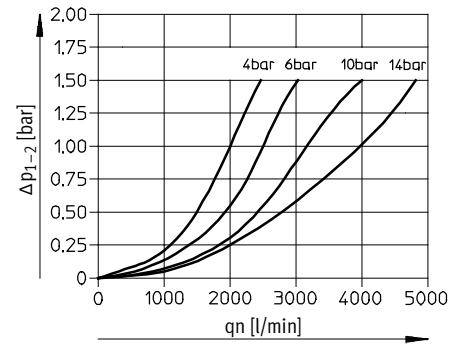
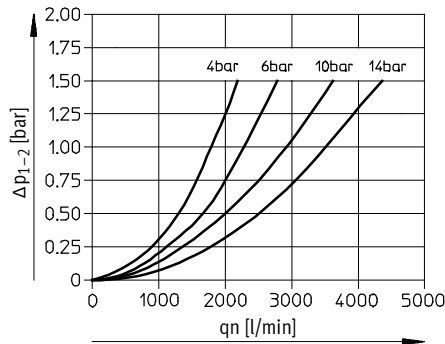
MS4-LF-1/8



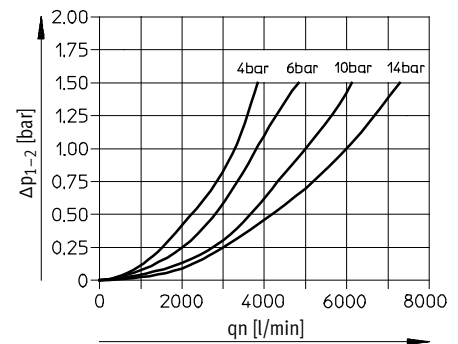
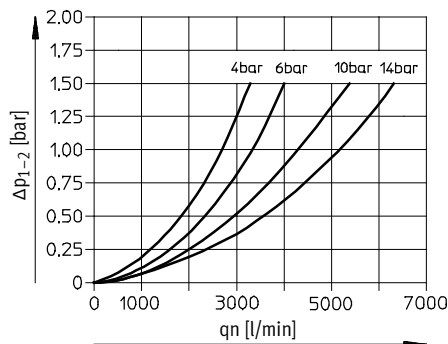
MS4-LF-1/4



MS6-LF-1/4



MS6-LF-3/8



Filters MS4/MS6-LF, MS series

Technical data

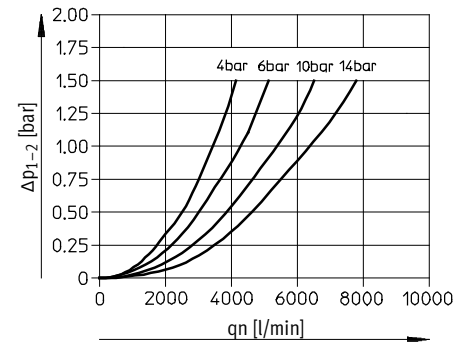
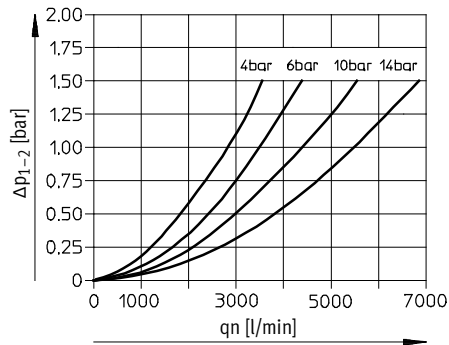
FESTO

Standard flow rate q_n as a function of the differential pressure Δp_{1-2}

MS6-LF-1/2

Grade of filtration 5 μm

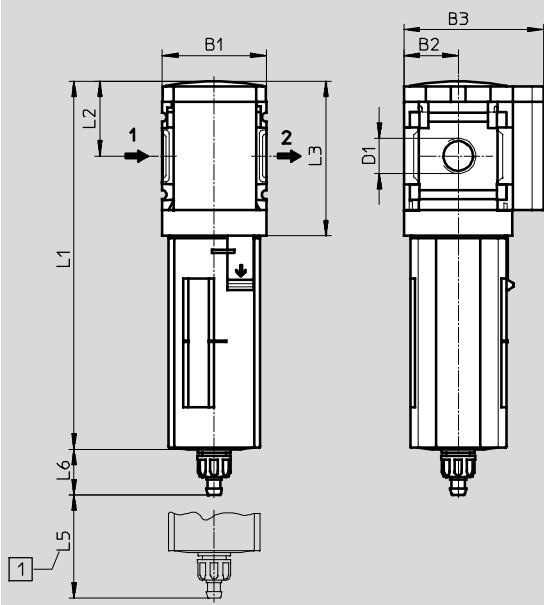
Grade of filtration 40 μm



Dimensions – Basic version

Download CAD data → www.festo.com

Manual rotary condensate drain



1 Installation dimensions

→ Flow direction

Type	B1	B2	B3	D1	L1		L2	L3	L5	L6	
					Bowl guard					Plastic	Metal
					Plastic	Metal					
MS4-LF-1/8	40	21	54	G1/8	142.8	159.4	29	60.5	25	17.7	17.7
MS4-LF-1/4				G1/4							
MS6-LF-1/4	62	31	76	G1/4	193	199	42	87.5	68	16	19
MS6-LF-3/8				G3/8							
MS6-LF-1/2				G1/2							

Note: This product conforms to ISO 1179-1 and to ISO 228-1

Filters MS4/MS6-LF, MS series

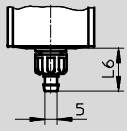
Technical data

FESTO

Dimensions – Condensate drain

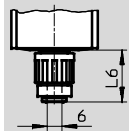
Download CAD data → www.festo.com

Manual rotary M



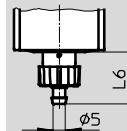
Barbed fitting for plastic tubing
PCN-4

Semi-automatic H



QS fitting for plastic tubing
PUN-6/PAN-6

Fully automatic V



Barbed fitting for plastic tubing
PCN-4

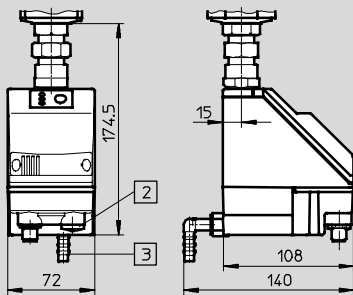
Type	L6
Plastic bowl guard	
MS4-LF-...-M	17.7
MS6-LF-...-M	16
Metal bowl	
MS4-LF-...-M	17.7
MS6-LF-...-M	19

Type	L6
Plastic bowl guard	
MS4-LF-...-H	22.1
MS6-LF-...-H	20
Metal bowl	
MS4-LF-...-H	22.1
MS6-LF-...-H	23

Type	L6
Plastic bowl guard	
MS4-LF-...-V	20.4
MS6-LF-...-V	19
Metal bowl	
MS4-LF-...-V	20.4
MS6-LF-...-V	22

Fully automatic, electrically actuated E2/E3/E4

Technical data → Internet: pwea



Condensate drain PWEA:

- 2 Electrical connection: Screw terminal PG9
- 3 Connection 360° rotatable for plastic tubing PUN-H-12x2

Filters MS4/MS6-LF, MS series

FESTO

Technical data

Ordering data						
Size	Condensate drain	Connection	Grade of filtration 5 µm		Grade of filtration 40 µm	
			Part No.	Type	Part No.	Type
Plastic bowl guard						
MS4	manual rotary	G $\frac{1}{8}$	529403	MS4-LF- $\frac{1}{8}$ -CRM	529407	MS4-LF- $\frac{1}{8}$ -ERM
		G $\frac{1}{4}$	529395	MS4-LF- $\frac{1}{4}$ -CRM	529399	MS4-LF- $\frac{1}{4}$ -ERM
	fully automatic	G $\frac{1}{8}$	529405	MS4-LF- $\frac{1}{8}$ -CRV	529409	MS4-LF- $\frac{1}{8}$ -ERV
		G $\frac{1}{4}$	529397	MS4-LF- $\frac{1}{4}$ -CRV	529401	MS4-LF- $\frac{1}{4}$ -ERV
MS6	manual rotary	G $\frac{1}{4}$	529623	MS6-LF- $\frac{1}{4}$ -CRM	529631	MS6-LF- $\frac{1}{4}$ -ERM
		G $\frac{3}{8}$	529639	MS6-LF- $\frac{3}{8}$ -CRM	529647	MS6-LF- $\frac{3}{8}$ -ERM
		G $\frac{1}{2}$	529607	MS6-LF- $\frac{1}{2}$ -CRM	529615	MS6-LF- $\frac{1}{2}$ -ERM
	fully automatic	G $\frac{1}{4}$	529625	MS6-LF- $\frac{1}{4}$ -CRV	529633	MS6-LF- $\frac{1}{4}$ -ERV
		G $\frac{3}{8}$	529641	MS6-LF- $\frac{3}{8}$ -CRV	529649	MS6-LF- $\frac{3}{8}$ -ERV
		G $\frac{1}{2}$	529609	MS6-LF- $\frac{1}{2}$ -CRV	529617	MS6-LF- $\frac{1}{2}$ -ERV
Integrated as metal bowl						
MS4	manual rotary	G $\frac{1}{8}$	535638	MS4-LF- $\frac{1}{8}$ -CUM	535644	MS4-LF- $\frac{1}{8}$ -EUM
		G $\frac{1}{4}$	535654	MS4-LF- $\frac{1}{4}$ -CUM	535660	MS4-LF- $\frac{1}{4}$ -EUM
	fully automatic	G $\frac{1}{8}$	535640	MS4-LF- $\frac{1}{8}$ -CUV	535642	MS4-LF- $\frac{1}{8}$ -EUV
		G $\frac{1}{4}$	535656	MS4-LF- $\frac{1}{4}$ -CUV	535658	MS4-LF- $\frac{1}{4}$ -EUV
MS6	manual rotary	G $\frac{1}{4}$	529627	MS6-LF- $\frac{1}{4}$ -CUM	529635	MS6-LF- $\frac{1}{4}$ -EUM
		G $\frac{3}{8}$	529643	MS6-LF- $\frac{3}{8}$ -CUM	529651	MS6-LF- $\frac{3}{8}$ -EUM
		G $\frac{1}{2}$	529611	MS6-LF- $\frac{1}{2}$ -CUM	529619	MS6-LF- $\frac{1}{2}$ -EUM
	fully automatic	G $\frac{1}{4}$	529629	MS6-LF- $\frac{1}{4}$ -CUV	529637	MS6-LF- $\frac{1}{4}$ -EUV
		G $\frac{3}{8}$	529645	MS6-LF- $\frac{3}{8}$ -CUV	529653	MS6-LF- $\frac{3}{8}$ -EUV
		G $\frac{1}{2}$	529613	MS6-LF- $\frac{1}{2}$ -CUV	529621	MS6-LF- $\frac{1}{2}$ -EUV

Filters MS4/MS6-LF, MS series

Ordering data – Modular products

M Mandatory data →						
Module No.	Series	Size	Function	Connection size	Grade of filtration	Bowl
527695 527668	MS	4, 6	LF	1/8, 1/4, 3/8, 1/2, AGA, AGB, AGC, AGD, AGE	E, C	R, U
Order example						
527695	MS	4	- LF	- AGB	- E	- R

Ordering table						
Grid dimension	[mm]	40	62	Condi- tions	Code	Enter code
M	Module No.	527695		527668		
	Series	Standard			MS	MS
	Size	4	6		...	
	Function	Filters			-LF	-LF
	Connection size	Thread G1/8	-		-1/8	
		Thread G1/4	Thread G1/4		-1/4	
		-	Thread G3/8		-3/8	
		-	Thread G1/2		-1/2	
		Connecting plate G1/8	-		-AGA	
		Connecting plate G1/4	Connecting plate G1/4		-AGB	
		Connecting plate G3/8	Connecting plate G3/8		-AGC	
		-	Connecting plate G1/2		-AGD	
	-	Connecting plate G3/4		-AGE		
	Grade of filtration	40 µm			-E	
		5 µm			-C	
	Bowl	Plastic bowl with plastic bowl guard			-R	
		Metal bowl			-U	

Transfer order code

	MS		-	LF		-		-	
--	----	--	---	----	--	---	--	---	--

Filters MS4/MS6-LF, MS series

FESTO

Ordering data – Modular products

→ M Mandatory data		O Options	
Condensate drain	Type of mounting	UL certification	Alternative flow direction
M, H, V, E2, E3, E4	WP, WPM, WB, WBM	UL1	Z
- M	-	-	-

Ordering table						
Grid dimension	[mm]	40	62	Condi- tions	Code	Enter code
↓ M Condensate drain	Manual				-M	
	Semi-automatic (P1 max. 12 bar)				-H	
	Fully automatic (P1 max. 12 bar)				-V	
	-	External fully automatic condensate drain, electrical, 110 V AC, terminals	1		-E2	
	-	External fully automatic condensate drain, electrical, 230 V AC, terminals	1		-E3	
-	External fully automatic condensate drain, electrical, 24 V DC, terminals	1		-E4		
O Type of mounting	Mounting bracket			2	-WP	
	Mounting bracket			2	-WPM	
	Mounting bracket				-WB	
	Mounting bracket		-		-WBM	
UL certification		cULus, ordinary location for Canada and USA			-UL1	
Alternative flow direction		Flow direction from right to left			-Z	

1 **E2, E3, E4** Only with metal bowl U.

2 **WP, WPM** Only with connecting plate AGA, AGB, AGC, AGD or AGE.

Transfer order code

- - - -

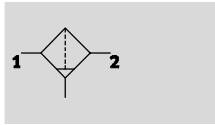
Fine and micro filters MS4/MS6-LFM, MS series

FESTO

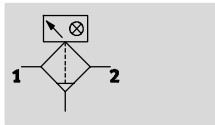
Technical data

Function

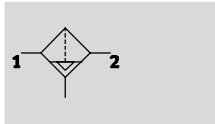
Condensate drain
manual rotary
without differential pressure indicator



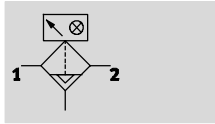
with differential pressure indicator or
filter pollution indicator







Condensate drain
semi or fully automatic
without differential pressure indicator



with differential pressure indicator or
filter pollution indicator



-  - Flow rate
54 ... 3,000 l/min
-  - Temperature range
-10 ... +60 °C
-  - Operating pressure
0 ... 20 bar
-  - www.festo.com
Wearing parts kits
→ 27



- High-performance filter for exceptionally clean compressed air
- Air quality to ISO 8573-1:2010
- Available with manual, semi-automatic, fully automatic or fully automatic, electrically actuated condensate drain
- Available with differential pressure indicator for display of filter pollution
- Available with electronic filter pollution indicator
- Optionally with filter cartridge for low flow rates, suitable for sealing air and cleaning air
- Choice of filter cartridges: 0.01 µm or 1 µm
- New filter cartridges → 87

General technical data					
Size	MS4		MS6		
Pneumatic connection 1, 2	G $\frac{1}{8}$	G $\frac{1}{4}$	G $\frac{1}{4}$	G $\frac{3}{8}$	G $\frac{1}{2}$
Constructional design	Fibre filter				
Type of mounting	Via accessories				
	In-line installation				
Mounting position	Vertical $\pm 5^\circ$				
Grade of filtration [µm]	0.01 (micro filter MS-LFM-A)				
	1 (fine filter MS-LFM-B)				
Air purity class at the output	Compressed air in accordance with ISO 8573-1:2010 [1:7:2] (Grade of filtration 0.01µm, micro filter MS-LFM-A)				
	Compressed air in accordance with ISO 8573-1:2010 [2:7:3] (Grade of filtration 1µm, fine filter MS-LFM-B)				
Filter efficiency [%]	99.9999 (Grade of filtration 0.01µm, micro filter MS-LFM-A)				
	99.99 (Grade of filtration 1µm, fine filter MS-LFM-B)				
Bowl guard	Plastic bowl guard				
	Integrated as metal bowl				
Condensate drain	Manual rotary				
	Semi-automatic				
	Fully automatic				
	-		Fully automatic, electrically actuated		
Differential pressure indication ¹⁾	Visual display				
	With filter pollution indicator based on differential pressure				
Residual oil content [mg/m ³]	≤ 0.01 (micro filter MS-LFM-A)				
	≤ 0.5 (fine filter MS-LFM-B)				
Max. condensate volume [cm ³]	19 (with plastic bowl guard)		38		
	25 (with metal shell)				

1) Recommended max. differential pressure for changing the filter cartridge is $\Delta p_{1-2} = 0.35$ bar; for the micro filter MS6-LFM-A with range of application HP $\Delta p_{1-2} = 0.5$ bar
 - | - Note: This product conforms to ISO 1179-1 and to ISO 228-1

Fine and micro filters MS4/MS6-LFM, MS series

FESTO

Technical data

Standard flow rate $q_n^{1)}$ [l/min]				
Size	MS4	MS6		
Variant	Standard	Standard	High flow rate HF	Range of application HP, suitable for sealing air and cleaning air
Micro filter MS-LFM-A				
Max. standard flow rate for air purity class $q_{n \max}$	360	900	2,500	400
Min. standard flow rate for air purity class $q_{n \min}$	54	135	150	60
Fine filter MS-LFM-B				
Max. standard flow rate for air purity class $q_{n \max}$	360	950	3,000	500
Min. standard flow rate for air purity class $q_{n \min}$	54	140	188	60

 1) Measured at $p_1 = 6$ bar.

 - \downarrow - 125 l/min must be available for the fully automatic condensate drain to close correctly.

Technical data – Filter pollution indicator				
Filter pollution indicator	DP	DN	DPI	DNI
Pressure measuring range [bar]	0 ... +1			
Measured variable	Differential pressure; percentage value for filter pollution			
Switch output	PNP	NPN	PNP	NPN
Analogue output [mA]	–		4 ... 20	
Operating voltage range [V DC]	15 ... 30			
Max. output current [mA]	150			
Protection class	IP65			
CE mark (see declaration of conformity)	In accordance with EU EMC directive			
	In accordance with EU Low Voltage Directive			

Operating and environmental conditions							
Condensate drain	Manual rotary M		Semi-automatic H		Fully automatic V		Fully automatic, electrical E2/E3/E4
Size	MS4	MS6	MS4	MS6	MS4	MS6	MS6
Operating pressure [bar]	0 ... 14 (0 ... 10) ¹⁾	0 ... 20 (0 ... 10) ¹⁾	1.5 ... 12 (1.5 ... 10) ¹⁾	1.5 ... 12 (1.5 ... 10) ¹⁾	2 ... 12 (2 ... 10) ¹⁾	2 ... 12 (2 ... 10) ¹⁾	0.8 ... 16 (0.8 ... 10) ¹⁾
Operating medium	Compressed air in accordance with ISO 8573-1:2010 [6:8:4] ²⁾						
	Inert gases						
Ambient temperature [°C]	–10 ... +60 (0 ... +50) ³⁾		+5 ... +60 (+5 ... +50) ³⁾		+5 ... +60 (+5 ... +50) ³⁾		+1 ... +60 (+1 ... +50) ³⁾
Temperature of medium [°C]	–10 ... +60 (0 ... +50) ³⁾		+5 ... +60 (+5 ... +50) ³⁾		+5 ... +60 (+5 ... +50) ³⁾		+1 ... +60 (+1 ... +50) ³⁾
Storage temperature [°C]	–10 ... +60 (0 ... +50) ³⁾		–10 ... +60 (0 ... +50) ³⁾		–10 ... +60 (0 ... +50) ³⁾		+1 ... +60 (+1 ... +50) ³⁾
Corrosion resistance class CRC ⁴⁾	2						
UL certification	cULus recognized (OL)						

1) Value in brackets applies to MS4/MS6-LFM with UL certification or with filter pollution indicator DP/DN/DPI/DPN.

2) It is recommended to prefilter the compressed air for the micro filter MS-LFM-A using a fine filter MS-LFM-B (grade of filtration 1 µm).

3) Value in brackets applies to MS4/MS6-LFM with filter pollution indicator DP/DN/DPI/DPN.

4) Corrosion resistance class 2 according to Festo standard 940 070

Components subject to moderate corrosion stress. Externally visible parts with primarily decorative surface requirements which are in direct contact with a normal industrial environment or media such as coolants or lubricating agents.

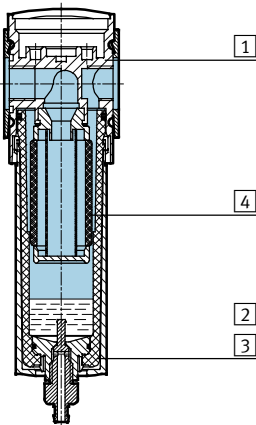
Fine and micro filters MS4/MS6-LFM, MS series

Technical data

Weight [g]			
Size	MS4	MS6	
Variant	Standard	Standard/Range of application HP	High flow rate HF
Fine and micro filter with plastic bowl guard R	190	600	1,280
Fine and micro filter with metal bowl U	350	820	1,500
Fine and micro filter with metal bowl guard U and fully automatic, electrically actuated condensate drain E2/E3/E4	-	1,800	2,180
Filter pollution indicator	80	100	100

Materials

Sectional view



Fine and micro filters	
1 Housing	Die-cast aluminium
2 Plastic bowl guard	PC
3 Metal bowl	Wrought aluminium alloy, die-cast aluminium
Viewing window	PA
4 Filter	Borosilicate fibre
- Seals	NBR
Note on materials	RoHS-compliant (not with variant E2, E3 or E4) Free of copper and PTFE

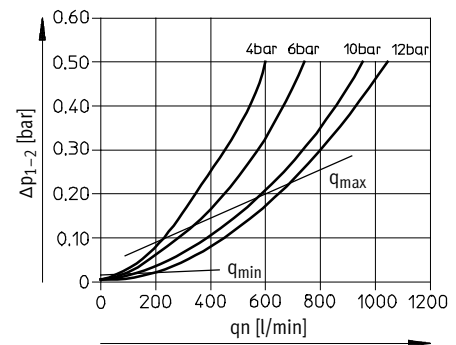
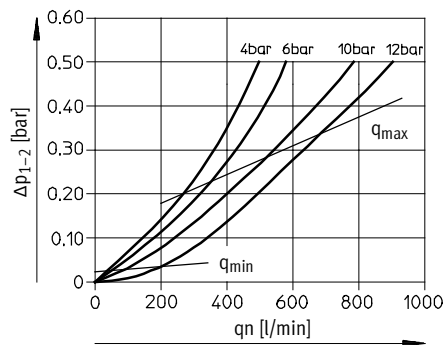
Filter pollution indicator	
Housing	PA POM
Adapter	PA
Display	PC
Seals	NBR
Note on materials	Free of copper and PTFE

Standard flow rate q_n as a function of the differential pressure Δp_{1-2}

Grade of filtration 0.01 μm

Grade of filtration 1 μm

MS4-LFM-1/8 and MS4-LFM-1/4



Fine and micro filters MS4/MS6-LFM, MS series

Technical data

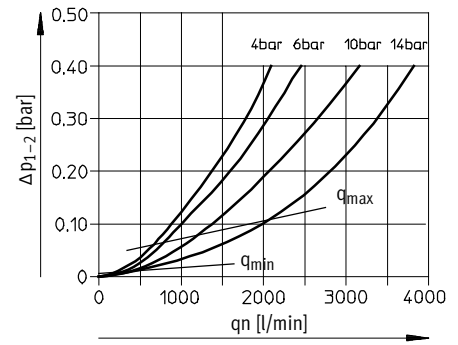
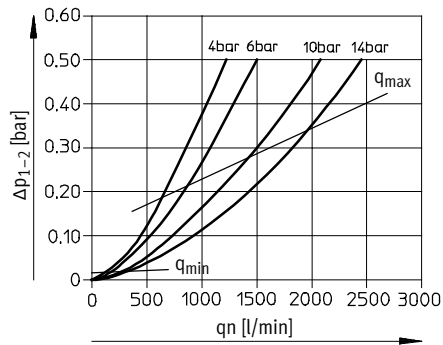
FESTO

Standard flow rate q_n as a function of the differential pressure Δp_{1-2}

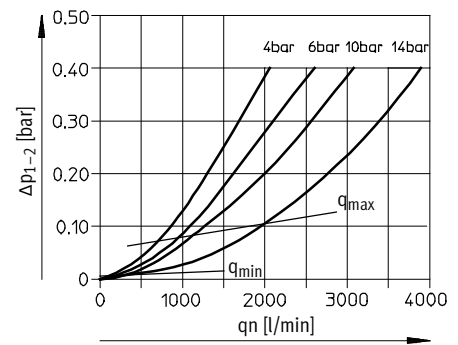
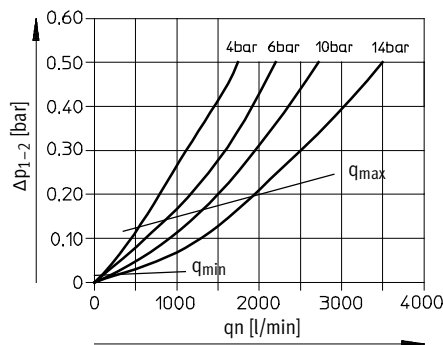
MS6-LFM-1/4

Grade of filtration 0.01 μm

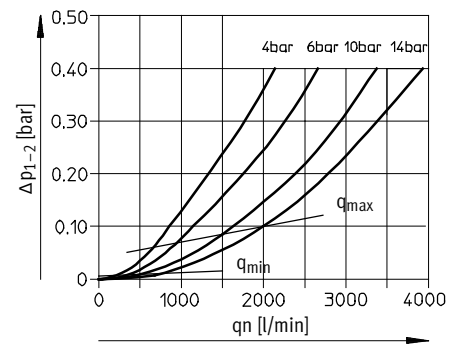
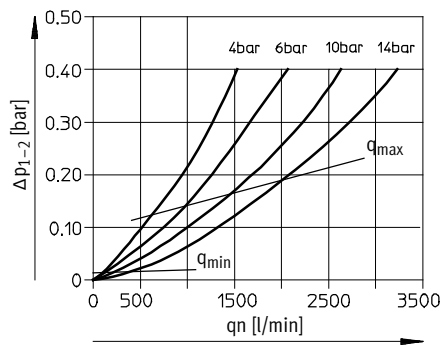
Grade of filtration 1 μm



MS6-LFM-3/8



MS6-LFM-1/2

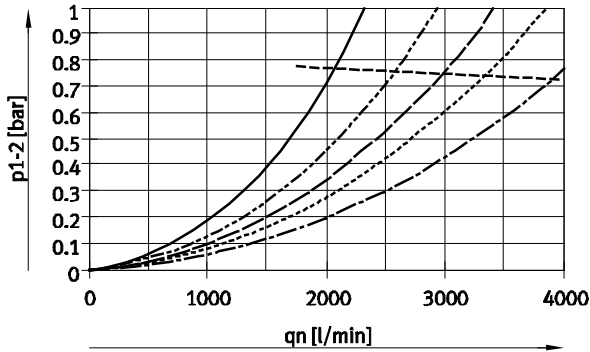


Fine and micro filters MS4/MS6-LFM, MS series

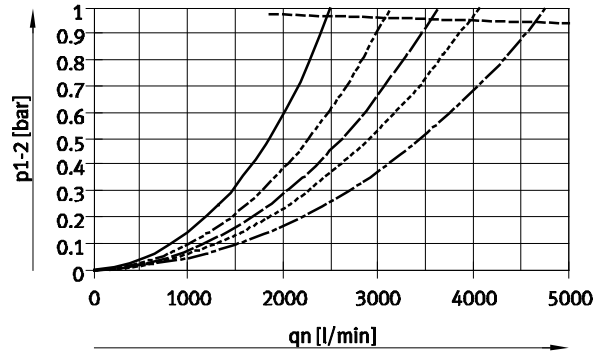
Technical data

Standard flow rate q_n as a function of the differential pressure p_{1-2}

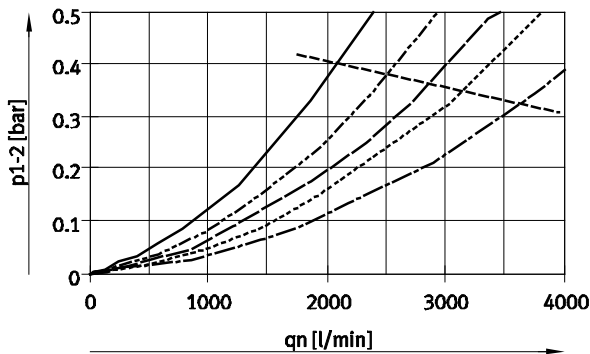
MS6-LFM-1/4-...-HF, Grade of filtration 0.01 μm



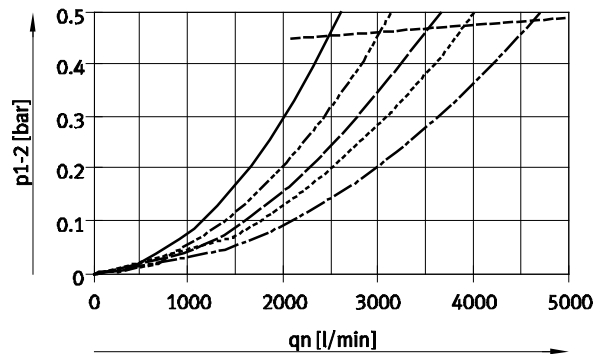
MS6-LFM-1/4-...-HF, Grade of filtration 1 μm



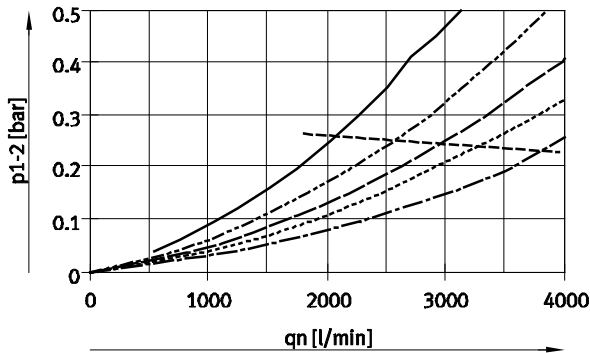
MS6-LFM-3/8-...-HF, Grade of filtration 0.01 μm




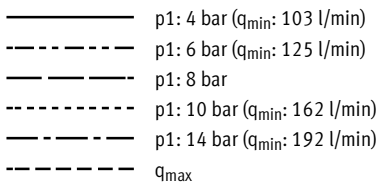
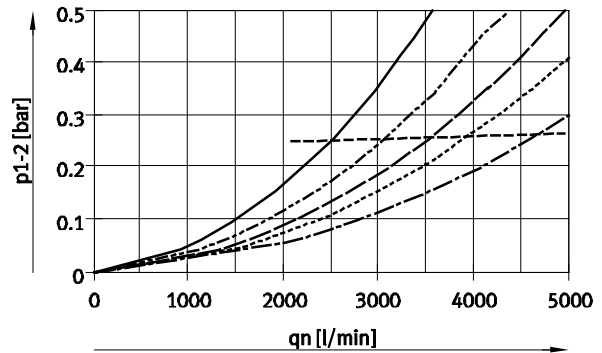
MS6-LFM-3/8-...-HF, Grade of filtration 1 μm



MS6-LFM-1/2-...-HF, Grade of filtration 0.01 μm



MS6-LFM-1/2-...-HF, Grade of filtration 1 μm



Fine and micro filters MS4/MS6-LFM, MS series

Technical data

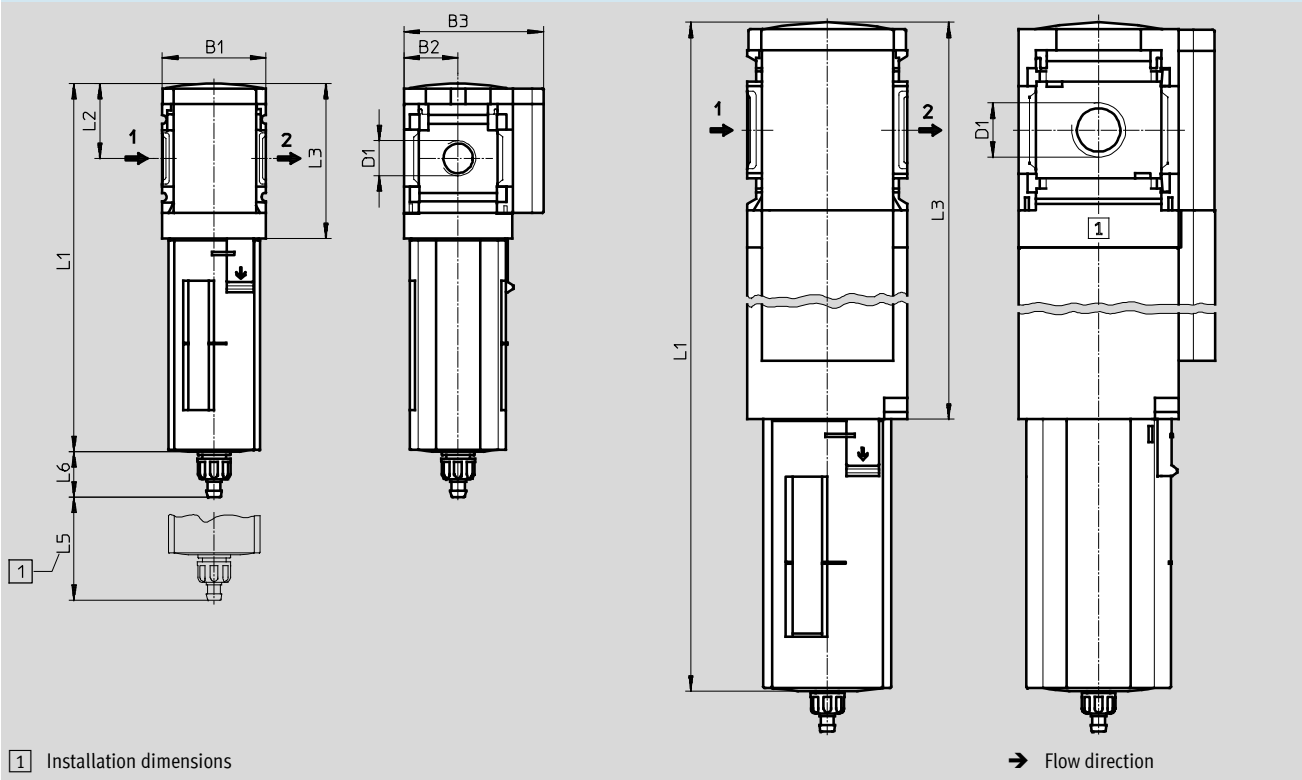
FESTO

Dimensions – Basic version

Download CAD data → www.festo.com

Standard/Range of application HP,
manual rotary condensate drain

High flow rate HF,
manual rotary condensate drain



Type	B1	B2	B3	D1	L1		L2	L3	L5	L6	
					Bowl guard					Plastic	Metal
					Plastic	Metal					
MS4-LFM-1/8	40	21	54	G1/8	142	160	29	60	25	17.7	17.7
MS4-LFM-1/4				G1/4							
MS6-LFM-1/4	62	31	76	G1/4	193	199	42	87.5	75	16	19
MS6-LFM-3/8				G3/8							
MS6-LFM-1/2				G1/2							
MS6-LFM-1/4-...-HF				G1/4							
MS6-LFM-3/8-...-HF	62	31	76	G3/8	313	319	42	207	75	16	19
MS6-LFM-1/2-...-HF				G1/2							

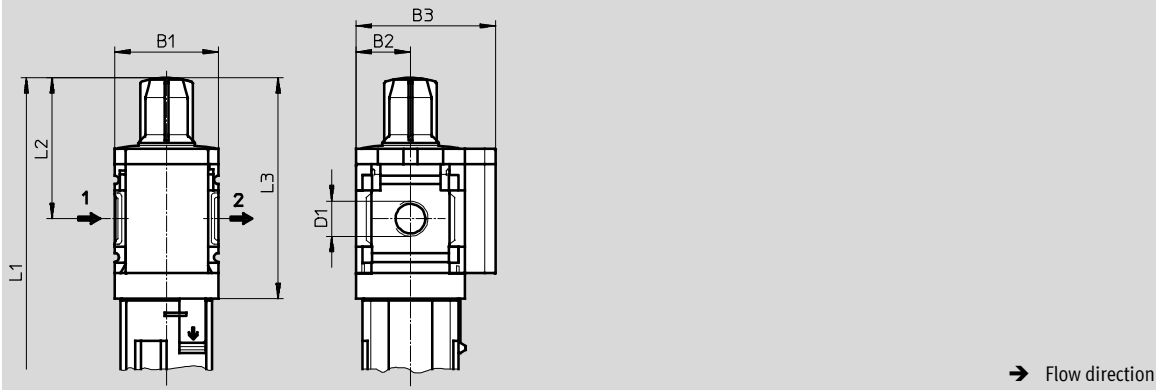
Note: This product conforms to ISO 1179-1 and to ISO 228-1

Fine and micro filters MS4/MS6-LFM, MS series

Technical data

Dimensions – Differential pressure indicator DA

Download CAD data → www.festo.com



Type	B1	B2	B3	D1	L1 Bowl guard		L2	L3
					Plastic	Metal		
MS4-LFM-1/8-...-DA	40	21	54	G1/8	168	186	55	86
MS4-LFM-1/4-...-DA				G1/4				
MS6-LFM-1/4-...-DA	62	31	76	G1/4	219	225	68	113
MS6-LFM-3/8-...-DA				G3/8				
MS6-LFM-1/2-...-DA				G1/2				
MS6-LFM-1/4-...-HF-DA	62	31	76	G1/4	339	345	68	113
MS6-LFM-3/8-...-HF-DA				G3/8				
MS6-LFM-1/2-...-HF-DA				G1/2				

– | – Note: This product conforms to ISO 1179-1 and to ISO 228-1

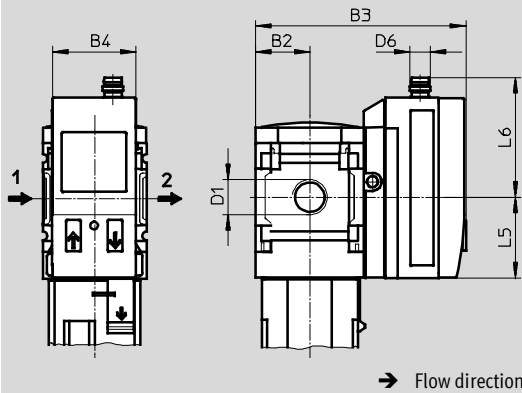
Fine and micro filters MS4/MS6-LFM, MS series

Technical data

FESTO

Dimensions – Filter pollution indicator DP/DN/DPI/DNI

Download CAD data → www.festo.com



Variant DP:
Filter pollution indicator with 3-pin
M8x1 plug, 1 switch output PNP

Variant DN:
Filter pollution indicator with 3-pin
M8x1 plug, 1 switch output NPN

Variant DPI:
Filter pollution indicator with 4-pin
M12x1 plug, 1 switch output PNP
and 4 ... 20 mA analogue

Variant DNI:
Filter pollution indicator with 4-pin
M12x1 plug, 1 switch output NPN
and 4 ... 20 mA analogue

Type	B2	B3	B4	D1	D6	L5	L6
MS4-LFM-1/8-...-DP/DN	21	81.8	32.3	G1/8	M8x1	32	47
MS4-LFM-1/4-...-DP/DN				G1/4			
MS4-LFM-1/8-...-DPI/DNI	21	81.8	32.3	G1/8	M12x1	32	56
MS4-LFM-1/4-...-DPI/DNI				G1/4			
MS6-LFM-1/4-...-DP/DN	31	102	32.3	G1/4	M8x1	32	47
MS6-LFM-3/8-...-DP/DN				G3/8			
MS6-LFM-1/2-...-DP/DN				G1/2			
MS6-LFM-1/4-...-DPI/DNI	31	102	32.3	G1/4	M12x1	32	56
MS6-LFM-3/8-...-DPI/DNI				G3/8			
MS6-LFM-1/2-...-DPI/DNI				G1/2			

• || - Note: This product conforms to ISO 1179-1 and to ISO 228-1

Fine and micro filters MS4/MS6-LFM, MS series

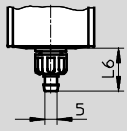
Technical data

FESTO

Dimensions – Condensate drain

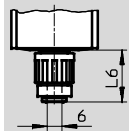
Download CAD data → www.festo.com

Manual rotary M



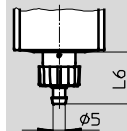
Barbed fitting for plastic tubing
PCN-4

Semi-automatic H



QS fitting for plastic tubing
PUN-6/PAN-6

Fully automatic V



Barbed fitting for plastic tubing
PCN-4

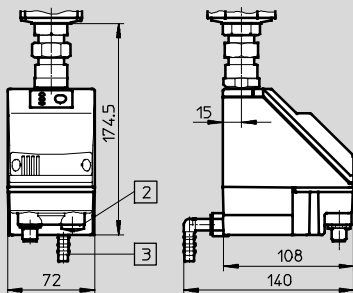
Type	L6
Plastic bowl guard	
MS4-LFM-...-M	17.7
MS6-LFM-...-M	16
Metal bowl	
MS4-LFM-...-M	17.7
MS6-LFM-...-M	19

Type	L6
Plastic bowl guard	
MS4-LFM-...-H	22.1
MS6-LFM-...-H	20
Metal bowl	
MS4-LFM-...-H	22.1
MS6-LFM-...-H	23

Type	L6
Plastic bowl guard	
MS4-LFM-...-V	20.4
MS6-LFM-...-V	19
Metal bowl	
MS4-LFM-...-V	20.4
MS6-LFM-...-V	22

Fully automatic, electrically actuated E2/E3/E4

Technical data → Internet: pwea



Condensate drain PWEA:

- 2 Electrical connection: Screw terminal PG9
- 3 Connection 360° rotatable for plastic tubing PUN-H-12x2

Fine and micro filters MS4/MS6-LFM, MS series

FESTO

Technical data

Ordering data						
Without differential pressure indicator						
Size	Condensate drain	Connection	Micro filter		Fine filter	
			Grade of filtration 0.01 µm		Grade of filtration 1 µm	
			Part No.	Type	Part No.	Type
Plastic bowl guard						
MS4	Manual rotary	G $\frac{1}{8}$	529463	MS4-LFM- $\frac{1}{8}$ -ARM	529465	MS4-LFM- $\frac{1}{8}$ -BRM
		G $\frac{1}{4}$	529459	MS4-LFM- $\frac{1}{4}$ -ARM	529461	MS4-LFM- $\frac{1}{4}$ -BRM
MS6	Manual rotary	G $\frac{1}{4}$	529663	MS6-LFM- $\frac{1}{4}$ -ARM	529667	MS6-LFM- $\frac{1}{4}$ -BRM
		G $\frac{3}{8}$	529671	MS6-LFM- $\frac{3}{8}$ -ARM	529675	MS6-LFM- $\frac{3}{8}$ -BRM
		G $\frac{1}{2}$	529655	MS6-LFM- $\frac{1}{2}$ -ARM	529659	MS6-LFM- $\frac{1}{2}$ -BRM
	Fully automatic	G $\frac{1}{4}$	530510	MS6-LFM- $\frac{1}{4}$ -ARV	530514	MS6-LFM- $\frac{1}{4}$ -BRV
		G $\frac{3}{8}$	530518	MS6-LFM- $\frac{3}{8}$ -ARV	530522	MS6-LFM- $\frac{3}{8}$ -BRV
		G $\frac{1}{2}$	530502	MS6-LFM- $\frac{1}{2}$ -ARV	530506	MS6-LFM- $\frac{1}{2}$ -BRV
Integrated as metal bowl						
MS4	Fully automatic	G $\frac{1}{8}$	539208	MS4-LFM- $\frac{1}{8}$ -AUV	539204	MS4-LFM- $\frac{1}{8}$ -BUV
		G $\frac{1}{4}$	535768	MS4-LFM- $\frac{1}{4}$ -AUV	535766	MS4-LFM- $\frac{1}{4}$ -BUV
MS6	Fully automatic	G $\frac{1}{4}$	529665	MS6-LFM- $\frac{1}{4}$ -AUV	529669	MS6-LFM- $\frac{1}{4}$ -BUV
		G $\frac{3}{8}$	529673	MS6-LFM- $\frac{3}{8}$ -AUV	529677	MS6-LFM- $\frac{3}{8}$ -BUV
		G $\frac{1}{2}$	529657	MS6-LFM- $\frac{1}{2}$ -AUV	529661	MS6-LFM- $\frac{1}{2}$ -BUV

Ordering data						
With differential pressure indicator						
Size	Condensate drain	Connection	Micro filter		Fine filter	
			Grade of filtration 0.01 µm		Grade of filtration 1 µm	
			Part No.	Type	Part No.	Type
Plastic bowl guard						
MS4	Manual rotary	G $\frac{1}{8}$	536821	MS4-LFM- $\frac{1}{8}$ -ARM-DA	536817	MS4-LFM- $\frac{1}{8}$ -BRM-DA
		G $\frac{1}{4}$	536822	MS4-LFM- $\frac{1}{4}$ -ARM-DA	536818	MS4-LFM- $\frac{1}{4}$ -BRM-DA
MS6	Manual rotary	G $\frac{1}{4}$	536869	MS6-LFM- $\frac{1}{4}$ -ARM-DA	536833	MS6-LFM- $\frac{1}{4}$ -BRM-DA
		G $\frac{3}{8}$	536870	MS6-LFM- $\frac{3}{8}$ -ARM-DA	536834	MS6-LFM- $\frac{3}{8}$ -BRM-DA
		G $\frac{1}{2}$	536871	MS6-LFM- $\frac{1}{2}$ -ARM-DA	536835	MS6-LFM- $\frac{1}{2}$ -BRM-DA
	Fully automatic	G $\frac{1}{4}$	536875	MS6-LFM- $\frac{1}{4}$ -ARV-DA	536839	MS6-LFM- $\frac{1}{4}$ -BRV-DA
		G $\frac{3}{8}$	536876	MS6-LFM- $\frac{3}{8}$ -ARV-DA	536840	MS6-LFM- $\frac{3}{8}$ -BRV-DA
		G $\frac{1}{2}$	536877	MS6-LFM- $\frac{1}{2}$ -ARV-DA	536841	MS6-LFM- $\frac{1}{2}$ -BRV-DA
Integrated as metal bowl						
MS4	Fully automatic	G $\frac{1}{8}$	537213	MS4-LFM- $\frac{1}{8}$ -AUV-DA	537209	MS4-LFM- $\frac{1}{8}$ -BUV-DA
		G $\frac{1}{4}$	537214	MS4-LFM- $\frac{1}{4}$ -AUV-DA	537210	MS4-LFM- $\frac{1}{4}$ -BUV-DA
MS6	Fully automatic	G $\frac{1}{4}$	536881	MS6-LFM- $\frac{1}{4}$ -AUV-DA	536845	MS6-LFM- $\frac{1}{4}$ -BUV-DA
		G $\frac{3}{8}$	536882	MS6-LFM- $\frac{3}{8}$ -AUV-DA	536846	MS6-LFM- $\frac{3}{8}$ -BUV-DA
		G $\frac{1}{2}$	536883	MS6-LFM- $\frac{1}{2}$ -AUV-DA	536847	MS6-LFM- $\frac{1}{2}$ -BUV-DA
Integrated as metal bowl and high flow rate						
MS6	Fully automatic	G $\frac{1}{2}$	552926	MS6-LFM- $\frac{1}{2}$ -AUV-HF-DA	552925	MS6-LFM- $\frac{1}{2}$ -BUV-HF-DA

Ordering data – Wearing parts kits		
Size	Part No.	Type
MS4	673641	MS4-LFM
MS6	673642	MS6-LFM

 **New Variant UL1**

Fine and micro filters MS4/MS6-LFM, MS series

FESTO

Ordering data – Modular products

M Mandatory data →

Module No.	Series	Size	Function	Connection size	Grade of filtration	Bowl
527697 527670	MS	4, 6	LFM	1/8, 1/4, 3/8, 1/2, AGA, AGB, AGC, AGD, AGE	B, A	R, U
Ordering example						
527697	MS	4	- LFM	- AGB	- B	- R

Ordering table

Grid dimension	[mm]	40	62	Condi- tions	Code	Enter code
M Module No.		527697	527670			
Series		Standard			MS	MS
Size		4	6		...	
Function		Fine and micro filter			-LFM	-LFM
Connection size		Thread G1/8	-		-1/8	
		Thread G1/4	Thread G1/4		-1/4	
		-	Thread G3/8		-3/8	
		-	Thread G1/2		-1/2	
		Connecting plate G1/8	-		-AGA	
		Connecting plate G1/4	Connecting plate G1/4		-AGB	
		Connecting plate G3/8	Connecting plate G3/8		-AGC	
		-	Connecting plate G1/2		-AGD	
Grade of filtration		1 µm			-B	
		0.01 µm			-A	
Bowl		Plastic bowl with plastic bowl guard			-R	
		Metal bowl			-U	

Transfer order code

	MS		- LFM				
--	-----------	--	--------------	--	--	--	--

Fine and micro filters MS4/MS6-LFM, MS series

FESTO

Ordering data – Modular products

→ M Mandatory data		O Options				
Condensate drain	Flow rate	Range of application	Filter contamination sensing	Type of mounting	UL certification	Flow direction
M, H, V, E2, E3, E4	HF	HP	DA, DP, DN, DPI, DNI	WP, WPM, WB, WBM	UL1	Z
- M -	-	-	-	-	-	-

Ordering table						
Grid dimension	[mm]	40	62	Condi- tions	Code	Enter code
↓ M Condensate drain	Manual				-M	
	Semi-automatic (P1 max. 12 bar)				-H	
	Fully automatic (P1 max. 12 bar)			1	-V	
	-	External fully automatic condensate drain, electrical, 110 V AC, terminals		2	-E2	
	-	External fully automatic condensate drain, electrical, 230 V AC, terminals		2	-E3	
	-	External fully automatic condensate drain, electrical, 24 V DC, terminals		2	-E4	
O Flow rate	-	High flow rate			-HF	
	Range of application	-	Suitable for sealing air and cleaning air	3	-HP	
Filter contamination sensing	Differential pressure indicator, visual				-DA	
	Filter contamination indicator, M8 plug, PNP, 3-pin		4		-DP	
	Filter contamination indicator, M8 plug, NPN, 3-pin		4		-DN	
	Filter contamination indicator, M12 plug, PNP, 4-pin, analogue output 4 ... 20 mA		4		-DPI	
	Filter contamination indicator, M12 plug, PNP, 4-pin, analogue output 4 ... 20 mA		4		-DNI	
Type of mounting	Mounting bracket		5		-WP	
	Mounting bracket		5		-WPM	
	Mounting bracket				-WB	
	Mounting bracket		-		-WBM	
UL certification	cULus, ordinary location for Canada and USA				-UL1	
Flow direction	Flow direction from right to left				-Z	

- 1 **V** Size 4: only with metal bowl U
- 2 **E2, E3, E4** Only with metal bowl U
- 3 **HP** Not with flow rate HF or filter contamination sensing DA

- 4 **DP, DN, DPI, DNI** Measuring range max. 10 bar
- 5 **WP, WPM** Only with connecting plate AGA, AGB, AGC, AGD or AGE

Transfer order code

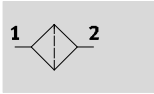
- - - - - - -




Active carbon filters MS4/MS6-LFX, MS series

FESTO

Technical data

Function



-  - Flow rate
max. 2,500 l/min
-  - Temperature range
-10 ... +60 °C
-  - Operating pressure
0 ... 20 bar




-  - Note

Prefiltration with micro filter
MS-LFM-A, grade of filtration
0.01 µm, recommended.

- Removal of liquid and gaseous oil particles from compressed air using active carbon
- Eliminates odours and vapours
- Optionally with filter cartridge for low flow rates, suitable for sealing air and cleaning air
- New filter cartridges → 87

General technical data					
Size	MS4		MS6		
Pneumatic connection 1, 2	G ¹ / ₈	G ¹ / ₄	G ¹ / ₄	G ³ / ₈	G ¹ / ₂
Design	Active carbon filter				
Type of mounting	Via accessories				
	In-line installation				
Assembly position	Vertical ±5°				
Air purity class at the output ¹⁾	Compressed air in accordance with ISO 8573-1:2010 [1:4:1]				
Bowl guard	Plastic bowl guard				
	Integrated as metal bowl				
Residual oil content [mg/m ³]	≤0.003				

1) We recommend that the filter cartridge be replaced by a new one after 1,000 operating hours. (Applies to an ambient temperature of 21 °C. At higher temperatures the service life of the filter cartridge will be reduced.)

-  - Note: This product conforms to ISO 1179-1 and to ISO 228-1

Standard flow rate $q_n^{1)}$ [l/min]				
Size	MS4		MS6	
Variant	Standard		High flow rate HF	Range of application HP, suitable for sealing air and cleaning air
Max. standard flow rate for air purity class $q_{n \max}$	360		900	2,500
				900

1) Measured at $p_1 = 6$ bar.

Active carbon filters MS4/MS6-LFX, MS series

Technical data

Operating and environmental conditions		
Size	MS4	MS6
Operating pressure [bar]	0 ... 14 (0 ... 10) ¹⁾	0 ... 20 (0 ... 10) ¹⁾
Operating medium	Compressed air in accordance with ISO 8573-1:2010 [1:4:2] Inert gases	
Ambient temperature [°C]	-10 ... +60	
Temperature of medium [°C]	+5 ... +30	
Storage temperature [°C]	-10 ... +60	
Corrosion resistance class CRC ²⁾	2	
UL certification	cULus recognized (OL)	

1) Value in brackets applies to MS4/MS6-LFX with UL certification.

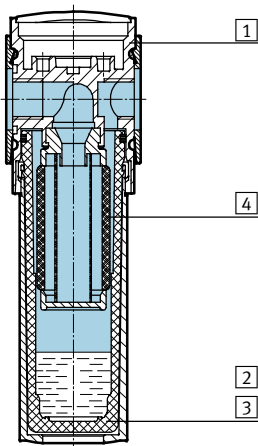
2) Corrosion resistance class 2 according to Festo standard 940 070

Components subject to moderate corrosion stress. Externally visible parts with primarily decorative surface requirements which are in direct contact with a normal industrial environment or media such as coolants or lubricating agents.

Weights [g]			
Size	MS4	MS6	
Variant	Standard	Standard/Range of application HP	High flow rate HF
Active carbon filter with plastic bowl guard R	190	600	1,280
Active carbon filter with metal bowl U	350	820	1,500

Materials

Sectional view



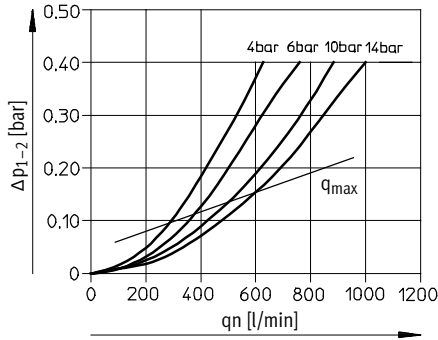
Active carbon filter		
1	Body	Die-cast aluminium
2	Plastic bowl guard	PC
3	Metal bowl	Wrought aluminium alloy, die-cast aluminium
	Viewing window	PA
4	Filters	Active carbon
-	Seals	NBR
Note on materials		RoHS-compliant Free of copper and PTFE

Active carbon filters MS4/MS6-LFX, MS series

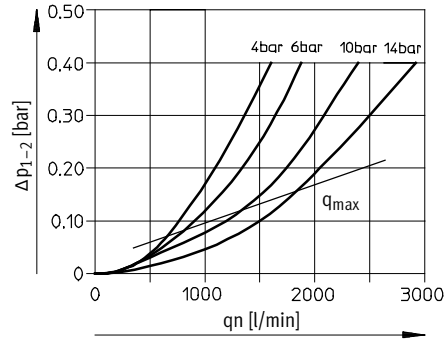
Technical data

Standard flow rate q_n as a function of the differential pressure Δp_{1-2}

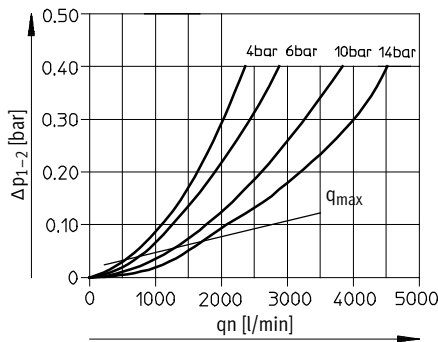
MS4-LFX-1/8 and MS4-LFX-1/4



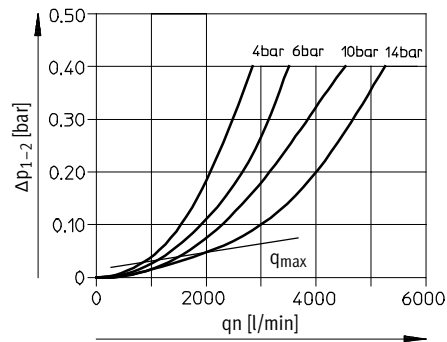
MS6-LFX-1/4



MS6-LFX-3/8

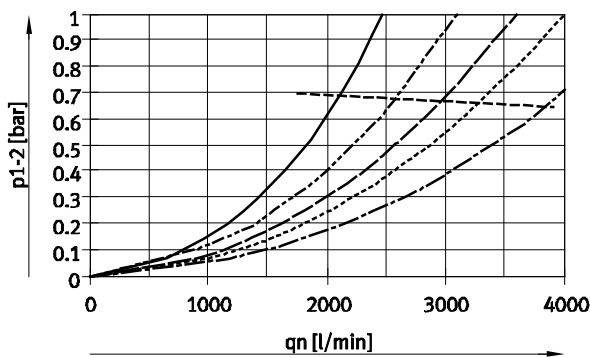


MS6-LFX-1/2

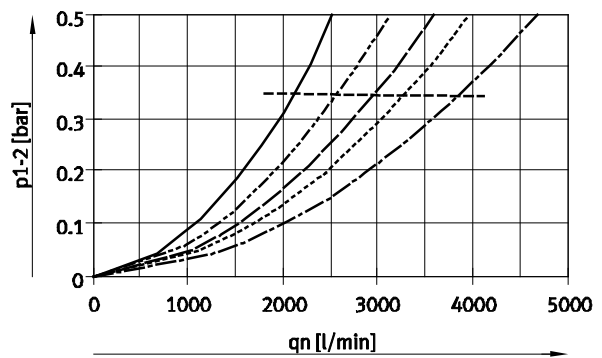


Standard flow rate q_n as a function of the differential pressure p_{1-2}

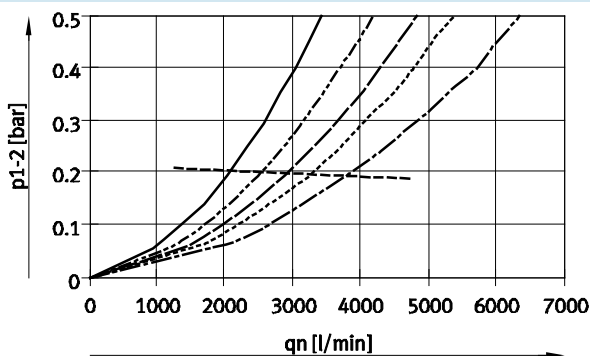
MS6-LFX-1/4-...-HF



MS6-LFX-3/8-...-HF



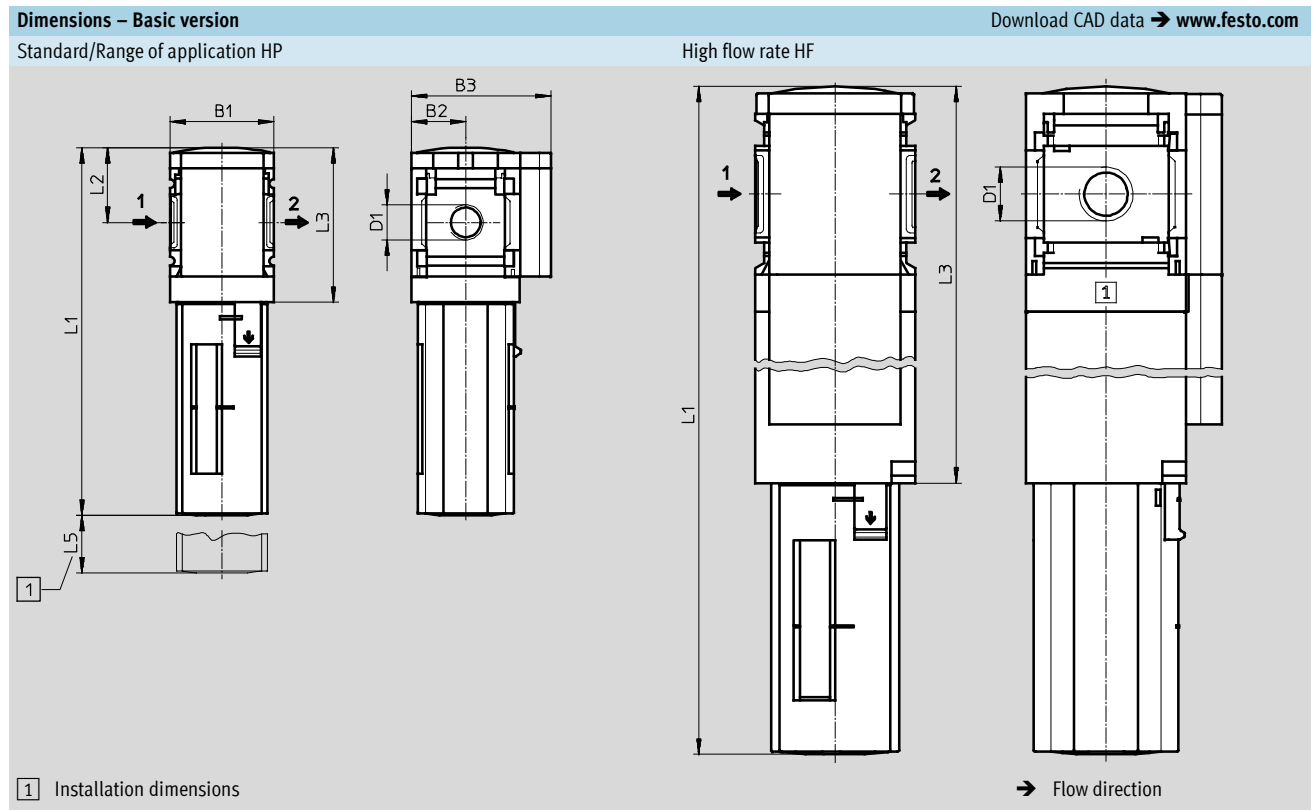
MS6-LFX-1/2-...-HF



- p1: 4 bar
- - - p1: 6 bar
- · - · p1: 8 bar
- · · · p1: 10 bar
- · · · · p1: 14 bar
- · · · · · q_{max}

Active carbon filters MS4/MS6-LFX, MS series

Technical data



Type	B1	B2	B3	D1	L1		L2	L3	L5
					Bowl guard				
					Plastic	Metal			
MS4-LFX-1/8	40	21	54	G1/8	142.8	160.4	29	60	73
MS4-LFX-1/4				G1/4					
MS6-LFX-1/4	62	31	76	G1/4	192	198	42	87	100
MS6-LFX-3/8				G3/8					
MS6-LFX-1/2				G1/2					
MS6-LFX-1/4-...-HF	62	31	76	G1/4	312	318	42	207	100
MS6-LFX-3/8-...-HF				G3/8					
MS6-LFX-1/2-...-HF				G1/2					

• Note: This product conforms to ISO 1179-1 and to ISO 228-1

Ordering data					
Size	Connection	Plastic bowl guard		Integrated as metal bowl	
		Part No.	Type	Part No.	Type
MS4	G1/8	536707	MS4-LFX-1/8-R	536709	MS4-LFX-1/8-U
	G1/4	529467	MS4-LFX-1/4-R	535782	MS4-LFX-1/4-U
MS6	G1/4	529683	MS6-LFX-1/4-R	529685	MS6-LFX-1/4-U
	G3/8	529687	MS6-LFX-3/8-R	529689	MS6-LFX-3/8-U
	G1/2	529679	MS6-LFX-1/2-R	529681	MS6-LFX-1/2-U
High flow rate					
MS6	G1/2	-	-	552927	MS6-LFX-1/2-U-HF

Activated carbon filters MS4/MS6-LFX, MS series

FESTO

Ordering data – Modular products

M Mandatory data →					
Module No.	Series	Size	Function	Connection size	Bowl
527699	MS	4	LFX	1/8, 1/4, 3/8, 1/2, AGA, AGB, AGC, AGD, AGE	R, U
527672		6			
Ordering example					
527699	MS	4	- LFX	- AGB	- R

Ordering table						
Grid dimension	[mm]	40	62	Condi- tions	Code	Enter code
M	Module No.	527699		527672		
	Series	Standard			MS	MS
	Size	4	6		...	
	Function	Activated carbon filter			-LFX	-LFX
	Connection size	Thread G1/8	-		-1/8	
		Thread G1/4	Thread G1/4		-1/4	
		-	Thread G3/8		-3/8	
		-	Thread G1/2		-1/2	
		Connecting plate G1/8	-		-AGA	
		Connecting plate G1/4	Connecting plate G1/4		-AGB	
		Connecting plate G3/8	Connecting plate G3/8		-AGC	
		-	Connecting plate G1/2		-AGD	
	-	Connecting plate G3/4		-AGE		
	Bowl	Plastic bowl with plastic bowl guard			-R	
		Metal bowl			-U	

Transfer order code

	MS		- LFX			
--	-----------	--	--------------	--	--	--

Activated carbon filters MS4/MS6-LFX, MS series

Ordering data – Modular products

Options				
Flow rate	Range of application	Type of mounting	UL certification	Alternative flow direction
HF	HP	WP, WPM, WB, WBM	UL1	Z
-	-	- WP	-	-

Ordering table						
Grid dimension	[mm]	40	62	Condi- tions	Code	Enter code
Flow rate	-	High flow rate			-HF	
Range of application	-	Suitable for sealing air and cleaning air		1	-HP	
Type of mounting	Mounting bracket			2	-WP	
	Mounting bracket			2	-WPM	
	Mounting bracket				-WB	
	Mounting bracket		-		-WBM	
UL certification	cULus, ordinary location for Canada and USA				-UL1	
Alternative flow direction	Flow direction from right to left				-Z	

- 1 **HP** Not with flow rate HF
 2 **WP, WPM** Only with connecting plate AGA, AGB, AGC, AGD or AGE

Transfer order code

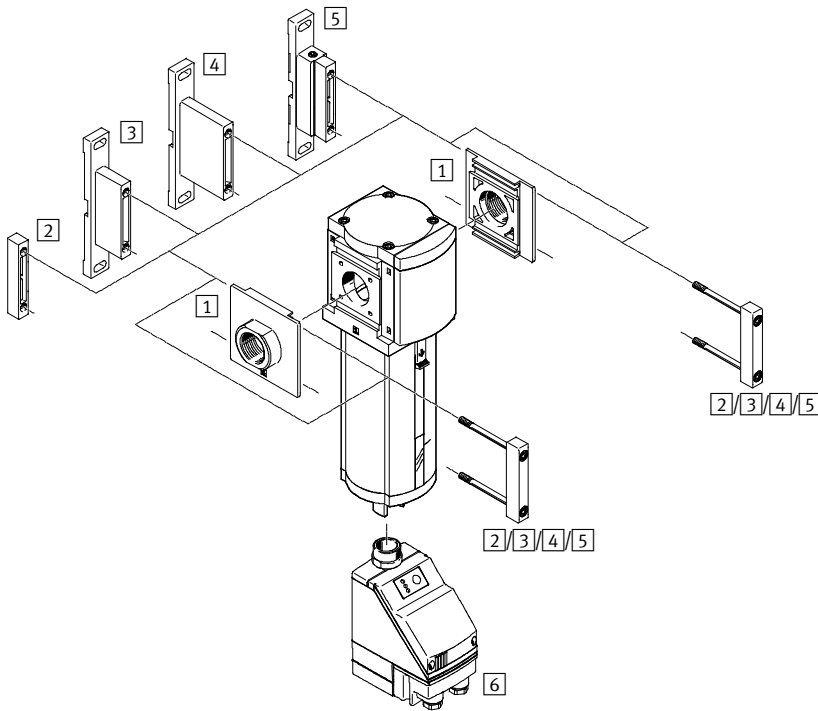
- - - - -

New
Variant EX4, UL1

Filters MS9-LF, MS series

Peripherals overview

FESTO



Note
Additional accessories:
– Module connector for combination with size MS6, MS9 or MS12
→ Internet: rmv, armv

Mounting attachments and accessories					
	Individual device	With connecting plate AG...		Combination Module without connecting thread, without connecting plate G	→ Page/ Internet
		With female thread ¾ or 1	Without EU certification EX4		
1	Connecting plate MS9-AG...	-	■	■	ms9-ag
2	Module connector MS9-MV	-	-	■	ms9-mv
3	Mounting bracket MS9-WP	■	■	■	ms9-wp
4	Mounting bracket MS9-WPB	■	■	■	ms9-wp
5	Mounting bracket MS9-WPM	■	■	■	ms9-wp
6	Condensate drain, fully automatic, electrically actuated E2/E3/E4	■	■	■	42

Filters MS9-LF, MS series

Type codes

		MS	9	-	LF	-	G	-	E	U	M	
Series												
MS	Standard service unit											
Size												
9	Grid dimension 90 mm											
Service function												
LF	Filter											
Connection size												
G	Module without connecting thread, without connecting plate											
Grade of filtration												
C	5 µm											
E	40 µm											
Bowl guard												
U	Integrated as metal bowl											
Condensate drain												
M	Manual rotary											
V	Fully automatic											

Additional variants can be ordered using the modular system → 42

- Connecting plates
- Condensate drain
- Type of mounting
- EU certification
- UL certification
- Alternative flow direction

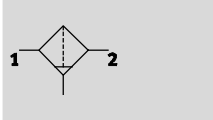
New
Variant EX4, UL1

Filters MS9-LF, MS series

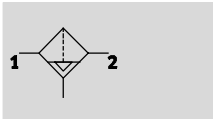
FESTO




Technical data

Condensate drain,
manual rotary



Condensate drain,
semi or fully automatic



-  - Flow rate
6,000 ... 16,000 l/min
-  - Temperature range
-10 ... +60 °C
-  - Operating pressure
0 ... 20 bar



- Good particle and condensate separation
- High flow rate with minimal pressure drop
- Available with manual, semi-automatic, fully automatic or fully automatic, electrically actuated condensate drain
- Choice of filter cartridges:
5 µm or 40 µm
- New filter cartridges → 88
- Optional device variant EX4 for use in potentially explosive areas in zones 1, 2, 21 and 22

General technical data				
Size	MS9			
Pneumatic connection 1, 2	G3/4	G1	G1/2 ... G1 1/2 (with connecting plate AG...)	- (without connecting thread G)
Design	Sintered filter with centrifugal separator			
Type of mounting	Via accessories In-line installation			
Mounting position	Vertical ±5°			
Grade of filtration [µm]	5 40			
Air purity class at the output	Compressed air in accordance with ISO 8573-1:2010 [6:8:4] (grade of filtration 5 µm) Compressed air in accordance with ISO 8573-1:2010 [7:8:4] (grade of filtration 40 µm)			
Bowl guard	Integrated as metal bowl			
Condensate drain	Manual rotary Semi-automatic Fully automatic Fully automatic, electrically actuated			
Max. condensate volume [ml]	220			

Note: This product conforms to ISO 1179-1 and to ISO 228-1

Standard nominal flow rate $q_{nN}^{1)}$ [l/min]				
Pneumatic connection		Connecting plate AGD	Thread G3/4 or connecting plate AGE	Thread G1 or connecting plate AGF/AGG/AGH
Grade of filtration	5 µm	6,000	8,500	9,500
	40 µm	8,000	12,500	16,000

1) Measured at $p_1 = 6$ bar and $\Delta p = 1$ bar

Filters MS9-LF, MS series

FESTO

Technical data

Operating and environmental conditions				
Condensate drain	Manual rotary M	Semi-automatic H	Fully automatic V	Fully automatic, electrically actuated E2/E3/E4
Operating pressure [bar]	0 ... 20	1.5 ... 12	2 ... 12	1 ... 16
Operating medium	Compressed air in accordance with ISO 8573-1:2010 [-:9:-]	Compressed air in accordance with ISO 8573-1:2010 [-:9:-]	Compressed air in accordance with ISO 8573-1:2010 [7:9:-]	Compressed air in accordance with ISO 8573-1:2010 [-:9:-]
Ambient temperature [°C]	-10 ... +60	+5 ... +60	+5 ... +60	+1 ... +60
Temperature of medium [°C]	-10 ... +60	+5 ... +60	+5 ... +60	+1 ... +60
Storage temperature [°C]	-10 ... +60	+5 ... +60	+5 ... +60	+1 ... +60
Corrosion resistance class CRC ¹⁾	2			
Certification (variant UL1)	cULus recognized (OL)			

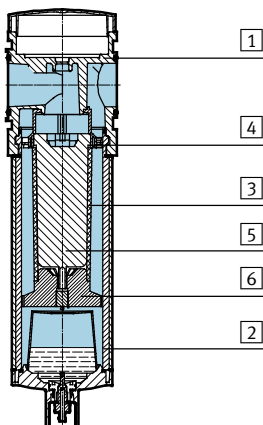
1) Corrosion resistance class 2 according to Festo standard 940 070
Components subject to moderate corrosion stress. Externally visible parts with primarily decorative surface requirements which are in direct contact with a normal industrial environment or media such as coolants or lubricating agents.

ATEX	
EU certification	EX4
ATEX category gas	II 2G
Ex-ignition protection type gas	c T6 X
ATEX category dust	II 2D
EX-ignition protection type dust	c 60 °C X
ATEX ambient temperature	+5 °C ≤ Ta ≤ +60 °C
CE mark (see declaration of conformity)	To EU Explosion Protection Directive (ATEX)

Weight [g]	
Filter	2,000
Filter with condensate drain, fully automatic, electrically actuated E2/E3/E4	2,400

Materials

Sectional view



Filter		
1	Housing	Die-cast aluminium
2	Bowl	Wrought aluminium alloy
	Inspection window	PA
3	Filter	PE
4	Spin disc	POM
5	Filter holder	POM
6	Separating plate	POM
-	Cover	PA reinforced
-	Connecting plate, module connector, mounting bracket	Die-cast aluminium
-	Seals	NBR
Note on materials		RoHS-compliant (not with variant E2, E3 or E4)

New
Variant EX4, UL1

Filters MS9-LF, MS series

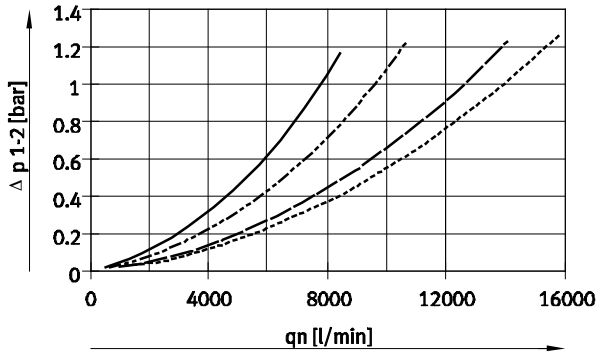
Technical data

FESTO

Standard flow rate q_n as a function of differential pressure Δp_{1-2}

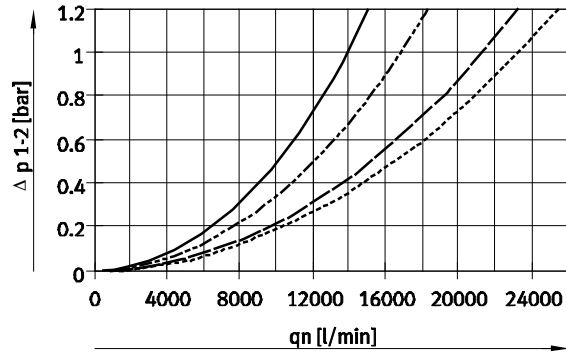
Grade of filtration 5 μm

MS9-LF-1/AGF, pneumatic connection G1



Grade of filtration 40 μm

MS9-LF-1/AGF, pneumatic connection G1

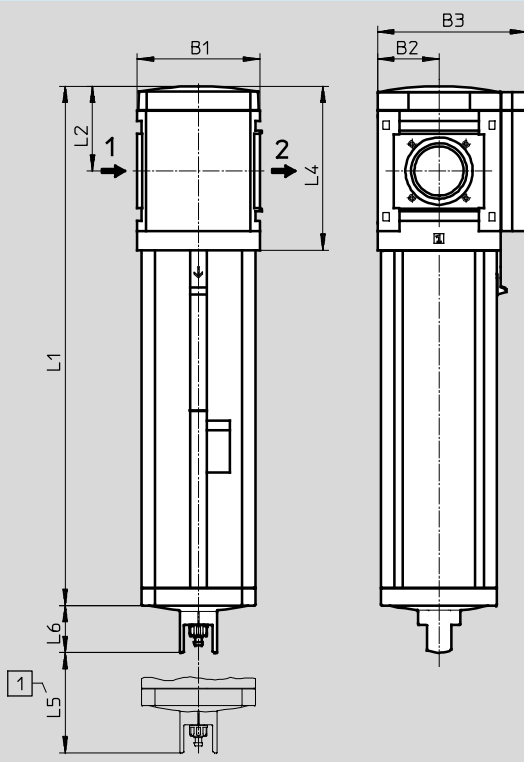


— 4 bar - · - · 10 bar
- - - 6 bar · · · · 12 bar

Dimensions – Basic version

Download CAD data → www.festo.com

Without connecting thread G



1 Installation dimensions

→ Flow direction

Type	B1	B2	B3	L1	L2	L4	L5	L6
MS9-LF-G	90	45	109	310.5	62	120	150	34.5

Filters MS9-LF, MS series

Technical data

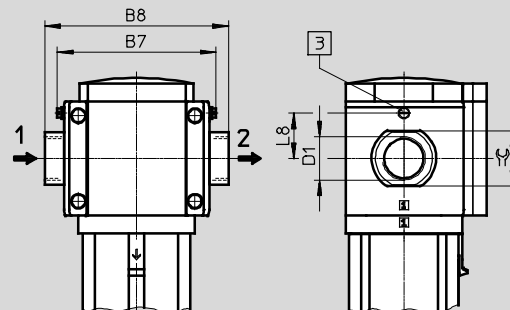
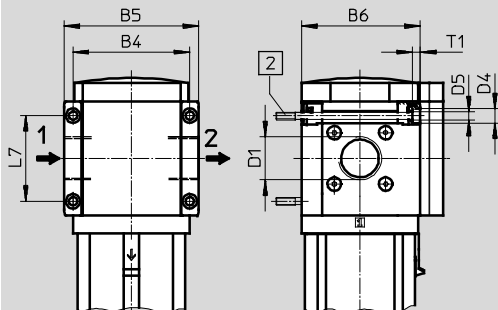
FESTO

Dimensions – Connecting thread/connecting plate

Download CAD data → www.festo.com

With connecting thread 3/4 or 1

With connecting plate AG...



2 Mounting screw M6xmin.90 to DIN 912 (not included in the scope of delivery) for wall mounting without mounting bracket

3 Earthing screw M4x8 (only with MS9...-EX4)

→ Flow direction

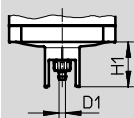
Type	B4	B5	B6	B7		B8	D1	D4	D5	L7	L8		T1	☞
					EX4							EX4		
MS9-LF-3/4	90	104	91.5	-	-	-	G3/4	11	6.5	66	-	6	-	
MS9-LF-1						G1								
MS9-LF-AGD	-	-	-	112	122	132	G1/2	-	-	-	35	-	30	
MS9-LF-AGE						132	G3/4						36	
MS9-LF-AGF						142	G1						41	
MS9-LF-AGG						162	G1 1/4						50	
MS9-LF-AGH						176	G1 1/2						55	

Note: This product conforms to ISO 1179-1 and to ISO 228-1

Dimensions – Condensate drain

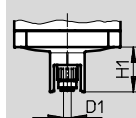
Download CAD data → www.festo.com

Manual rotary M/fully automatic V



Barbed fitting for plastic tubing
PCN-4

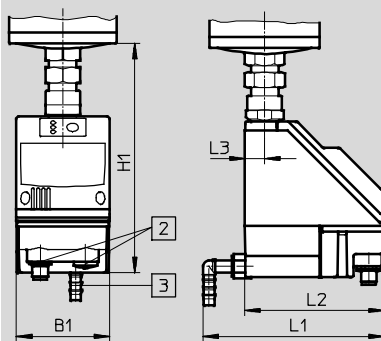
Semi-automatic H



QS connector for plastic tubing
PUN-6/PAN-6

Fully automatic, electrically actuated E2/E3/E4

Technical data → Internet: pwea



Condensate drain PWEA:

- 2 Electrical connection: Screw terminal PG9
- 3 Connection 360° rotatable for plastic tubing PUN-H-12x2

Type	B1	D1	H1	L1	L2	L3
MS9-LF-...-M/V	-	5	34.5	-	-	-
MS9-LF-...-H		6				
MS9-LF-...-E2/E3/E4	72	-	178	140	108	15

Ordering data

Size	Condensate drain	Connection	Grade of filtration 5 µm		Grade of filtration 40 µm	
			Part No.	Type	Part No.	Type
MS9	Manual rotary	-	564108	MS9-LF-G-CUM	564106	MS9-LF-G-EUM
	Fully automatic	-	564109	MS9-LF-G-CUV	564107	MS9-LF-G-EUV

New
Variant EX4, UL1

Filters MS9-LF, MS series

Ordering data – Modular products



M Mandatory data →

Module No.	Series	Size	Function	Connection size	Grade of filtration	Bowl
562532	MS	9	LF	¾, 1, AGD, AGE, AGF, AGG, AGH, G	E, C	U
Ordering example						
562532	MS	9	- LF	- AGD	- E	- U

Ordering table

Grid dimension	[mm]	90	Condi- tions	Code	Enter code
M Module No.	562532				
Series	Standard			MS	MS
Size	9			9	9
Function	Filter			-LF	-LF
Connection size	Thread G¾		1	-¾	
	Thread G1		1	-1	
	Connecting plate G½			-AGD	
	Connecting plate G¾			-AGE	
	Connecting plate G1			-AGF	
	Connecting plate G1¼			-AGG	
	Connecting plate G1½			-AGH	
	Module without connecting thread, without connecting plate		1	-G	
Grade of filtration	40 µm			-E	
	5 µm			-C	
Bowl	Metal bowl			-U	-U

1 ¾, 1, G, E2, E3, E4, WPM

Not with EU certification EX4

Transfer order code

562532	MS	9	- LF	-	-	- U
--------	----	---	------	---	---	-----

Filters MS9-LF, MS series

Ordering data – Modular products

FESTO

→ M Mandatory data		O Options		
Condensate drain	Type of mounting	EU certification	UL certification	Alternative flow direction
M, H, V, E2, E3, E4	WP, WPM, WPB	EX4	UL1	Z
- M	- WP	-	-	- Z

Ordering table					
Grid dimension	[mm]		Condi- tions	Code	Enter code
↓ M	Condensate drain	Manual		-M	
		Semi-automatic (P1 max. 12 bar)		-H	
		Fully automatic (P1 max. 12 bar)		-V	
	External, fully automatic, electric	110 V AC, terminals (P1 max. 16 bar)	1	-E2	
		230 V AC, terminals (P1 max. 16 bar)	1	-E3	
		24 V DC, terminals (P1 max. 16 bar)	1	-E4	
	O	Type of mounting	Mounting bracket	2	
Mounting bracket			1 2	-WPM	
Mounting bracket for large wall gap			2	-WPB	
	EU certification	II 2GD to EU Directive 94/9/EG		-EX4	
	UL certification	cULus, ordinary location for Canada and USA		-UL1	
	Alternative flow direction	Flow direction from right to left		-Z	

1 ¾, 1, G, E2, E3, E4, WPM

Not with EU certification EX4

2 WP, WPM, WPB

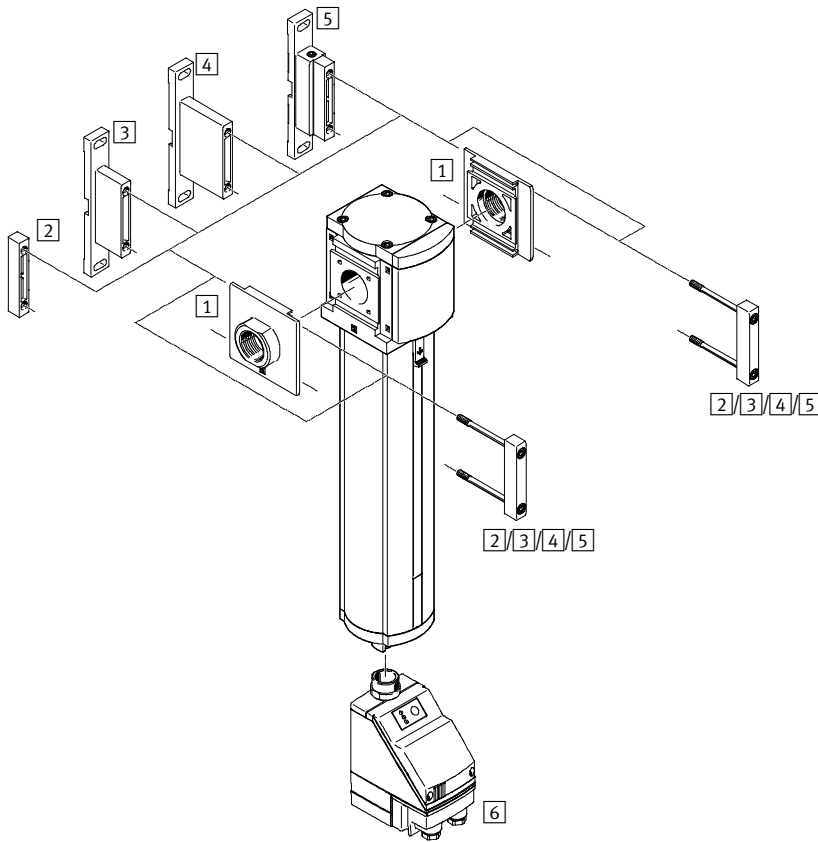
Not with module G


Transfer order code

- - - - -

Fine and micro filters MS9-LFM, MS series

Peripherals overview



 Note
Other accessories:
– Module connector for combination with size MS6, MS9 or MS12
→ Internet: rmv, armv

Mounting attachments and accessories					
	Individual device	With connecting plate AG...		Combination Module without connecting thread, without connecting plate G	→ Page/ Internet
		With female thread 3/4 or 1	Without EU certification EX4		
1	Connecting plate MS9-AG...	-	■	■	ms9-ag
2	Module connector MS9-MV	-	-	■	ms9-mv
3	Mounting bracket MS9-WP	■	■	■	ms9-wp
4	Mounting bracket MS9-WPB	■	■	■	ms9-wp
5	Mounting bracket MS9-WPM	■	■	-	ms9-wp
6	Condensate drain, fully automatic, electrically actuated E2/E3/E4	■	■	■	56

Fine and micro filters MS9-LFM, MS series

FESTO

Type codes

MS		9	-	LFM	-	1	-	A	U	M	-	HF	-	DA	
Series															
MS	Standard service unit														
Size															
9	Grid dimension 90 mm														
Service function															
LFM	Fine and micro filter														
Pneumatic connection															
3/4	Thread G3/4														
1	Thread G1														
G	Module without connecting thread, without connecting plate														
Grade of filtration															
A	0.01 µm														
B	1 µm														
Bowl guard															
U	Integrated as metal bowl														
Condensate drain															
M	Manual rotary														
V	Fully automatic														
Flow rate															
	Standard														
HF	High flow rate														
Filter contamination sensor															
	Without differential pressure indicator														
DA	Differential pressure indicator														

Further variants can be ordered using the modular system → 56

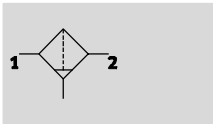
- Connecting plates
- Condensate drain
- Type of mounting
- EU certification
- UL certification
- Alternative flow direction




Fine and micro filters MS9-LFM, MS series

Technical data

FESTO

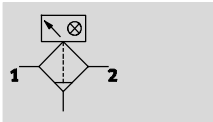
Condensate drain
Manual rotary
Without differential pressure indicator



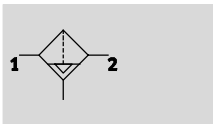
-  - Flow rate
325 ... 10,000 l/min
-  - Temperature range
-10 ... +60 °C
-  - Operating pressure
0 ... 20 bar



With differential pressure indicator

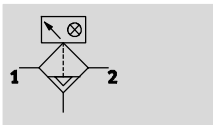


Condensate drain
Semi or fully automatic
Without differential pressure indicator



- High-performance filter for exceptionally clean compressed air
- Air quality to ISO 8573-1:2010
- Available with manual, semi-automatic, fully automatic or fully automatic, electrically actuated condensate drain
- Available with differential pressure indicator for indication of contamination
- Choice of filter cartridges: 0.01 µm or 1 µm
- New filter cartridges → 88
- Optional device variant EX4 for use in potentially explosive areas in zones 1, 2, 21 and 22

With differential pressure indicator



General technical data				
Size	MS9			
Pneumatic connection 1, 2	G3/4	G1	G1/2 ... G1 1/2 (with connecting plate AG...)	– (without connecting thread G)
Constructional design	Fibre filter			
Type of mounting	Via accessories In-line installation			
Installation position	Vertical ±5°			
Grade of filtration [µm]	0.01 (micro filter MS9-LFM-A) 1 (fine filter MS9-LFM-B)			
Air purity class at the output	Compressed air in accordance with ISO 8573-1:2010 [1:7:2] (micro filter MS9-LFM-A) Compressed air in accordance with ISO 8573-1:2010 [2:7:3] (fine filter MS9-LFM-B)			
Filter efficiency [%]	99.9999 (Grade of filtration 0.01 µm, micro filter MS9-LFM-A) 99.99 (Grade of filtration 1 µm, fine filter MS9-LFM-B)			
Bowl guard	Integrated as metal bowl			
Condensate drain	Manual rotary Semi-automatic Fully automatic Fully automatic, electrically actuated			
Differential pressure indicator	Visual indicator			
Residual oil content [mg/m³]	≤0.01 (micro filter MS9-LFM-A) ≤0.5 (fine filter MS9-LFM-B)			
Max. condensate volume [cm³]	225			

- | - Note: This product conforms to ISO 1179-1 and to ISO 228-1

Fine and micro filters MS9-LFM, MS series

FESTO

Technical data

Standard flow rate $q_n^{1)}$ [l/min]		
Version	Standard	High flow rate HF
Micro filter MS9-LFM-A		
Max. standard flow rate for air purity class $q_n \text{ max}$	6,500	7,800
Min. standard flow rate for air purity class $q_n \text{ min}$	325	390
Fine filter MS9-LFM-B		
Max. standard flow rate for air purity class $q_n \text{ max}$	7,000	10,000
Min. standard flow rate for air purity class $q_n \text{ min}$	350	500

1) Measured at $p_1 = 6 \text{ bar}$

Operating and environmental conditions				
Condensate drain	Manual rotary	Semi-automatic	Fully automatic	Fully automatic, electrically actuated
	M	H	V	E2/E3/E4
Operating pressure [bar]	0 ... 20	1.5 ... 12	2 ... 12	0.8 ... 16
Operating medium	Compressed air in accordance with ISO 8573-1:2010 [6:8:4] ¹⁾			
Ambient temperature [°C]	-10 ... +60	+5 ... +60	+5 ... +60	+1 ... +60
Temperature of medium [°C]	-10 ... +60	+5 ... +60	+5 ... +60	+1 ... +60
Storage temperature [°C]	-10 ... +60	+5 ... +60	-10 ... +60	+1 ... +60
Corrosion resistance class CRC ²⁾	2			
Certification (variant UL1)	cULus recognized (OL)			

1) It is recommended to prefilter the compressed air for the micro filter MS-LFM-A using a fine filter MS-LFM-B (grade of filtration 1 μm).

2) Corrosion resistance class 2 according to Festo standard 940 070

Components subject to moderate corrosion stress. Externally visible parts with primarily decorative surface requirements which are in direct contact with a normal industrial environment or media such as coolants or lubricating agents.

ATEX	
EU certification	EX4
ATEX category gas	II 2G
Ex-ignition protection type gas	c T6 X
ATEX category dust	II 2D
EX-ignition protection type dust	c 60 °C X
ATEX ambient temperature	+5 °C \leq $T_a \leq$ +60 °C
CE mark (see declaration of conformity)	To EU Explosion Protection Directive (ATEX)

New
Variant EX4, UL1

Fine and micro filters MS9-LFM, MS series

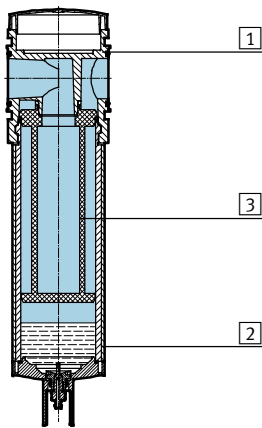
FESTO

Technical data

Weights [g]		
Version	Standard	High flow rate HF
Fine and micro filter	2,000	2,500
Fine and micro filter with condensate drain fully automatic, electrically actuated E2/E3/E4	2,900	2,900

Materials

Sectional view



Fine and micro filters		
1	Housing	Die-cast aluminium
2	Bowl	Wrought aluminium alloy
	Inspection window	PA
3	Filter	Borosilicate fibre
-	Cover	PA reinforced
-	Connecting plate, module connector, mounting bracket	Die-cast aluminium
-	Seals	NBR
Note on materials		Free of copper and PTFE

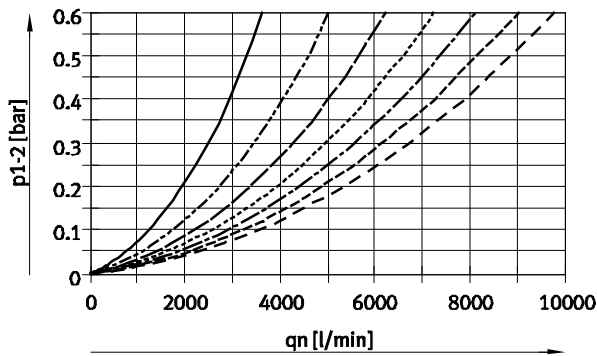
Fine and micro filters MS9-LFM, MS series

Technical data

Standard flow rate q_n as a function of the differential pressure p_{1-2}

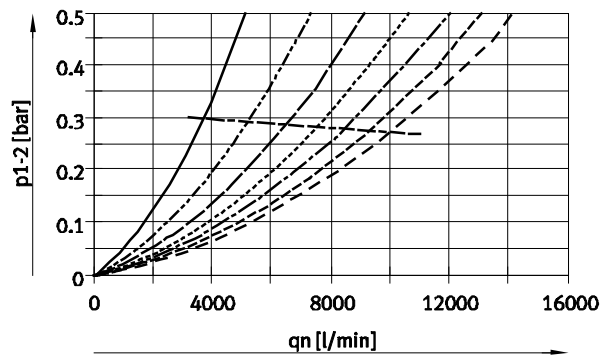
Grade of filtration 0.01 μm

MS9-LFM-AGD, Pneumatic connection G $\frac{1}{2}$



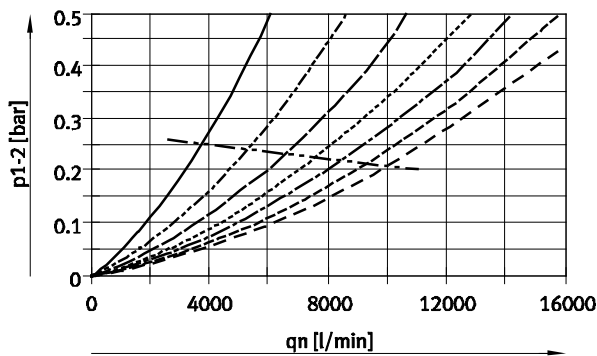
Grade of filtration 0.01 μm

MS9-LFM- $\frac{3}{4}$ /AGE, Pneumatic connection G $\frac{3}{4}$



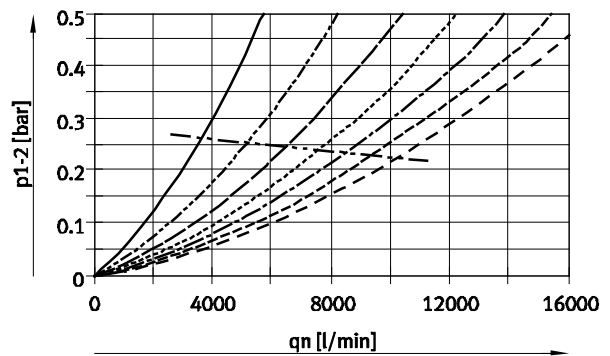
Grade of filtration 0.01 μm

MS9-LFM-1/AGE, Pneumatic connection G1



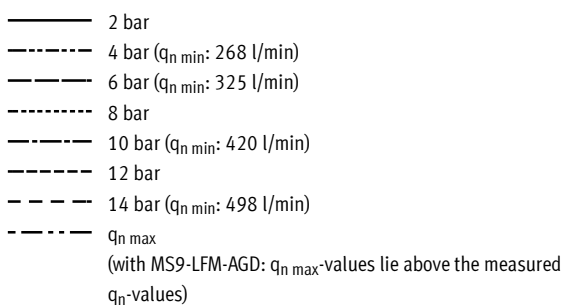
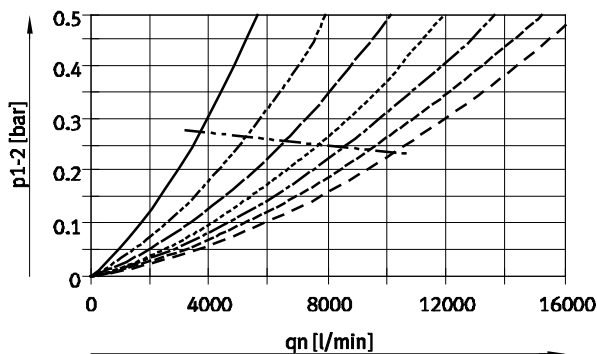
Grade of filtration 0.01 μm

MS9-LFM-AGG, Pneumatic connection G1 $\frac{1}{4}$



Grade of filtration 0.01 μm

MS9-LFM-AGH, Pneumatic connection G1 $\frac{1}{2}$



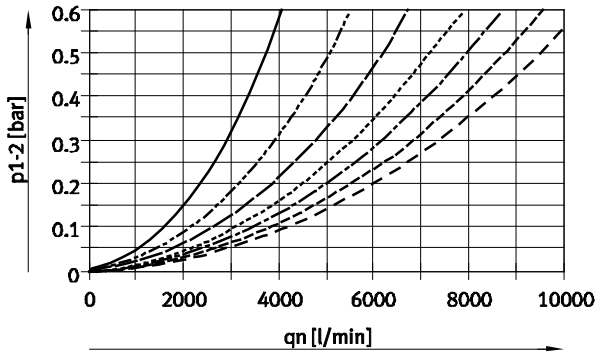
Fine and micro filters MS9-LFM, MS series

Technical data

Standard flow rate q_n as a function of the differential pressure p_{1-2}

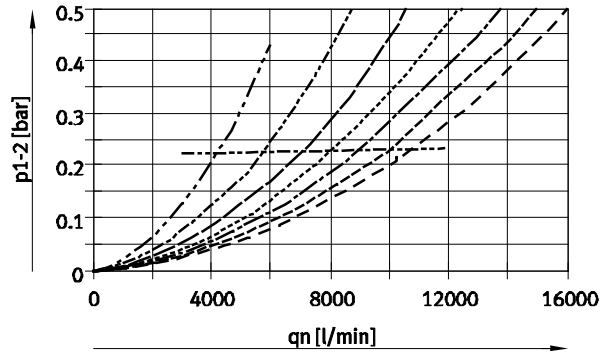
Grade of filtration 1 μm

MS9-LFM-AGD, Pneumatic connection G $\frac{1}{2}$



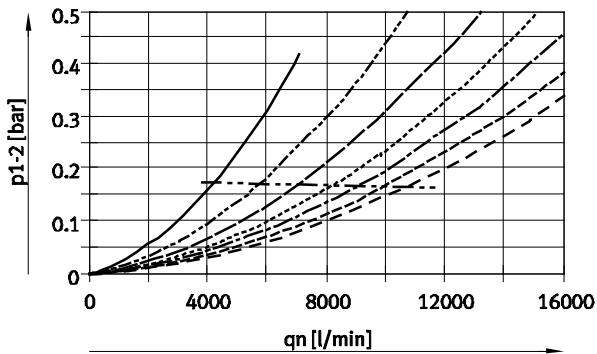
Grade of filtration 1 μm

MS9-LFM- $\frac{3}{4}$ /AGE, Pneumatic connection G $\frac{3}{4}$



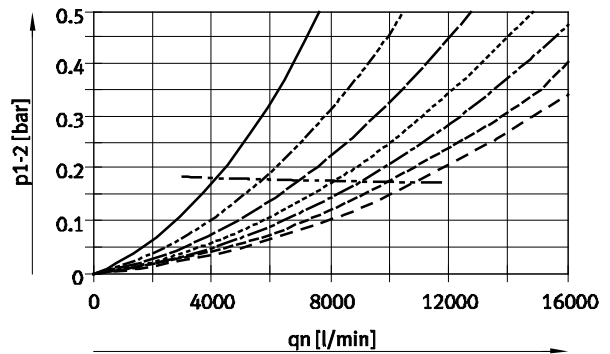
Grade of filtration 1 μm

MS9-LFM-1/AGF, Pneumatic connection G1



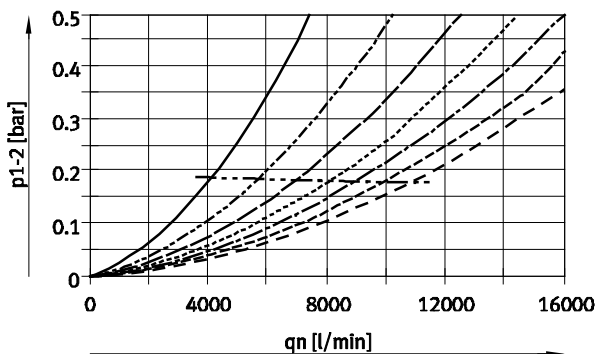
Grade of filtration 1 μm

MS9-LFM-AGG, Pneumatic connection G1 $\frac{1}{4}$



Grade of filtration 1 μm

MS9-LFM-AGH, Pneumatic connection G1 $\frac{1}{2}$



- 2 bar
 - - - 4 bar ($q_{n \text{ min}}$: 289 l/min)
 - · - · 6 bar ($q_{n \text{ min}}$: 350 l/min)
 - · · 8 bar
 - - - - 10 bar ($q_{n \text{ min}}$: 450 l/min)
 - - - - 12 bar
 - - - - 14 bar ($q_{n \text{ min}}$: 540 l/min)
 - · - · $q_{n \text{ max}}$
- (with MS9-LFM-AGD: $q_{n \text{ max}}$ -values lie above the measured q_n -values)

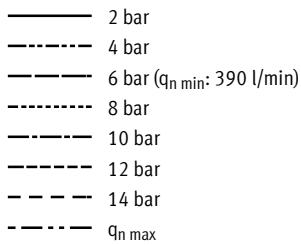
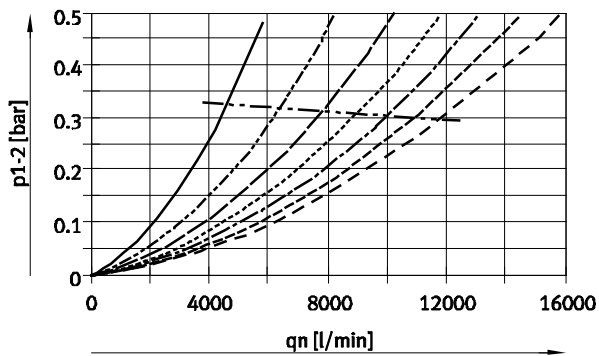
Fine and micro filters MS9-LFM, MS series

Technical data

Standard flow rate q_n as a function of the differential pressure p_{1-2}

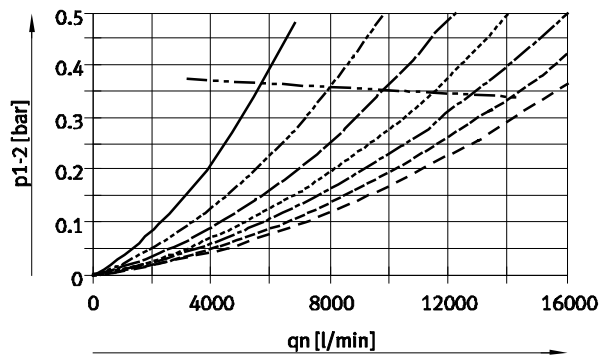
Grade of filtration 0.01 μm

MS9-LFM-3/4-...-HF, Pneumatic connection G3/4



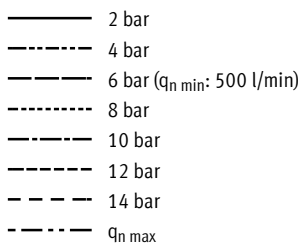
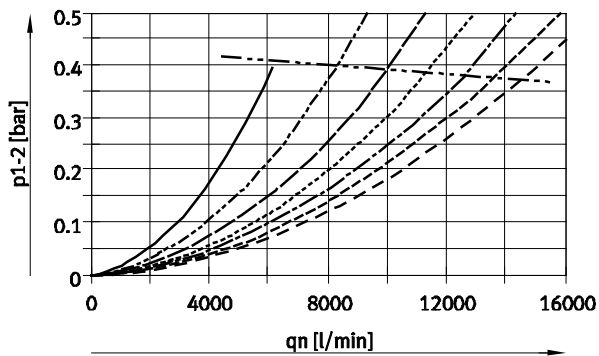
Grade of filtration 0.01 μm

MS9-LFM-1-...-HF, Pneumatic connection G1



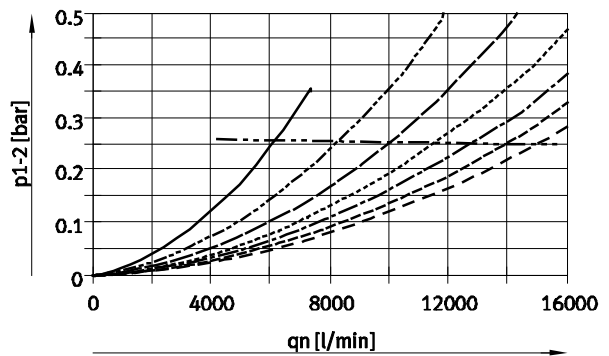
Grade of filtration 1 μm

MS9-LFM-3/4-...-HF, Pneumatic connection G3/4



Grade of filtration 1 μm

MS9-LFM-1-...-HF, Pneumatic connection G1



New
Variant EX4, UL1

Fine and micro filters MS9-LFM, MS series

Technical data

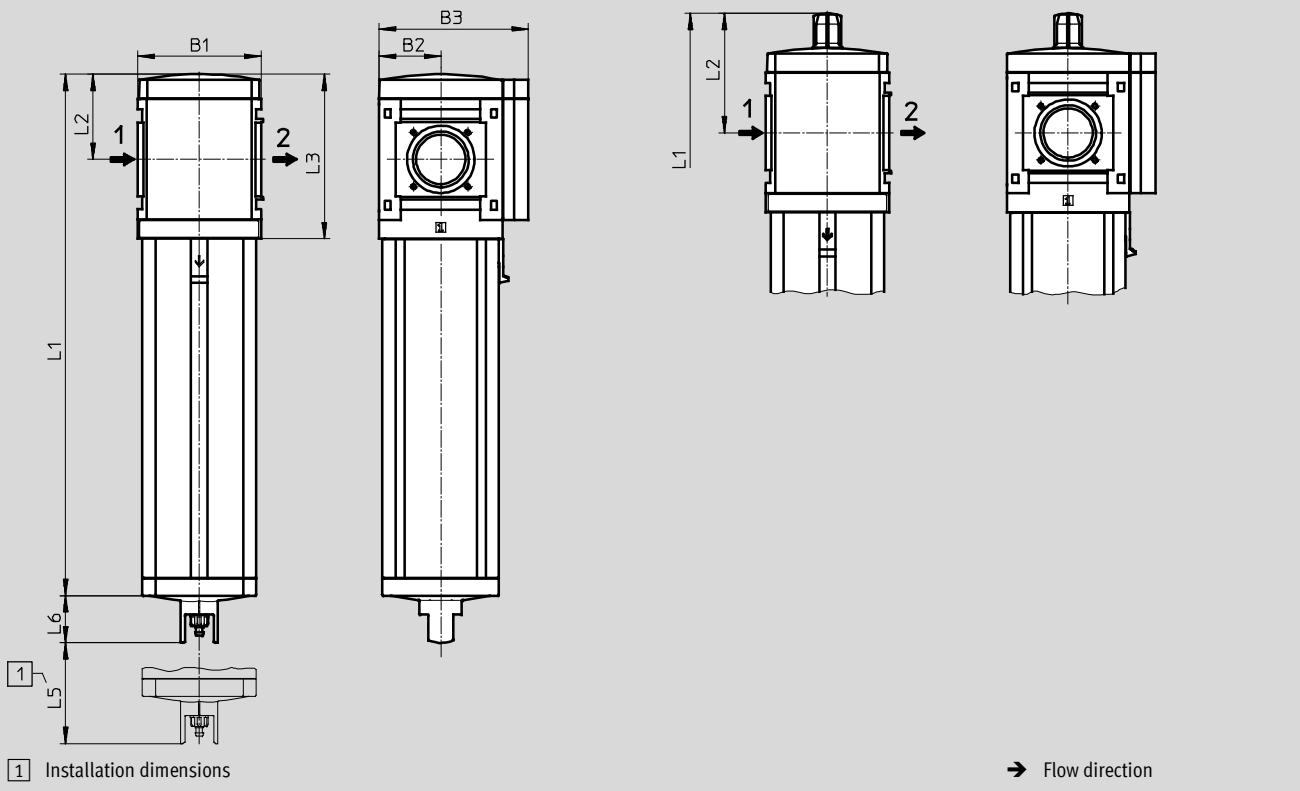
FESTO

Dimensions – Basic version

without connecting thread G

Download CAD data → www.festo.com

without connecting thread G, with differential pressure indicator DA



Type	B1	B2	B3	L1		L2	L3	L5	L6
				Standard	High flow rate HF				
MS9-LFM-G	90	45	109	380.5	480.5	62	120	50	34.5
MS9-LFM-G-...-DA				405.5	505.5				

Fine and micro filters MS9-LFM, MS series

Technical data

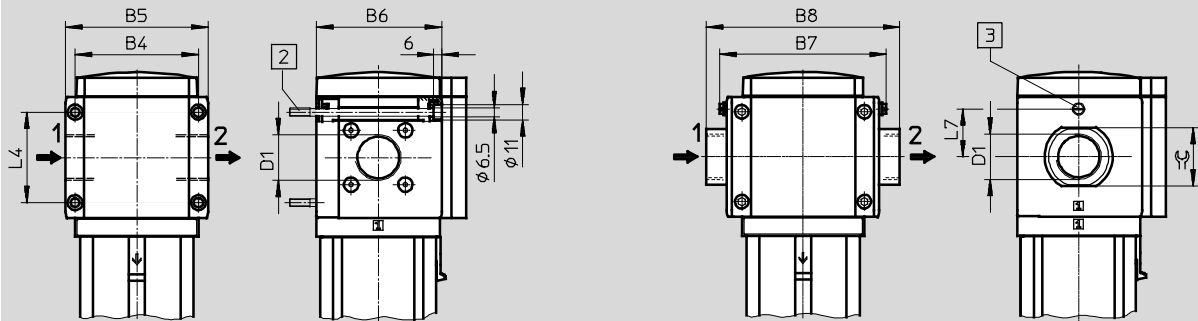
FESTO

Dimensions – Connecting thread/connecting plate

Download CAD data → www.festo.com

with connecting thread 3/4 or 1

with connecting plate AG...



2 Mounting screw M6xmin.90 to DIN 912 (not included in scope of delivery) for wall mounting without mounting bracket

3 Earthing screw M4x8 (only with MS9-...-EX4)

→ Flow direction

Type	B4	B5	B6	B7		B8	D1	L4	L7		≅
					EX4					EX4	
MS9-LFM-3/4	90	104	91.5	-	-	-	G3/4	66	-	-	
MS9-LFM-1							G1				
MS9-LFM-AGD	-	-	-	112	122	132	G1/2	-	35	30	
MS9-LFM-AGE						132	G3/4			36	
MS9-LFM-AGF						142	G1			41	
MS9-LFM-AGG						162	G1 1/4			50	
MS9-LFM-AGH						176	G1 1/2			55	

|| Note: This product conforms to ISO 1179-1 and to ISO 228-1

New
Variant EX4, UL1

Fine and micro filters MS9-LFM, MS series

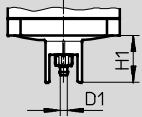
Technical data

FESTO

Dimensions – Condensate drain

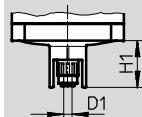
Download CAD data → www.festo.com

Manual rotary M/fully automatic V



Barbed fitting for plastic tubing
PCN-4

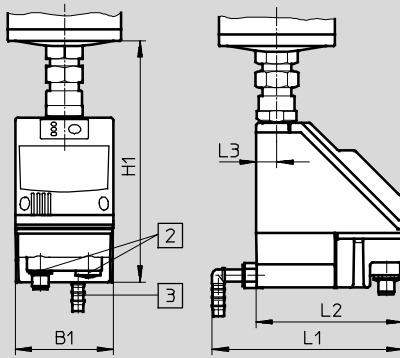
Semi-automatic H



QS connector for plastic tubing
PUN-6/PAN-6

Fully automatic, electrically actuated E2/E3/E4

Technical data → [Internet: pwea](http://Internet:pwea)



Condensate drain PWEA:

- 2 Electrical connection: Screw terminal PG9
- 3 Connection 360° rotatable for plastic tubing PUN-H-12x2

Type	B1	D1	H1	L1	L2	L3
MS9-LFM-...-M/V	-	5	34.5	-	-	-
MS9-LFM-...-H		6				
MS9-LFM-...-E2/E3/E4	72	-	178	140	108	15

Fine and micro filters MS9-LFM, MS series

FESTO

Technical data

Ordering data						
Without differential pressure indicator						
Size	Condensate drain	Connection	Micro filter		Fine filter	
			Grade of filtration 0.01 µm		Grade of filtration 1 µm	
			Part No.	Type	Part No.	Type
Standard						
MS9	Manual rotary	G $\frac{3}{4}$	553070	MS9-LFM- $\frac{3}{4}$ -AUM	553074	MS9-LFM- $\frac{3}{4}$ -BUM
		G1	553000	MS9-LFM-1-AUM	553004	MS9-LFM-1-BUM
		–	564047	MS9-LFM-G-AUM	564039	MS9-LFM-G-BUM
	Fully automatic	G $\frac{3}{4}$	553072	MS9-LFM- $\frac{3}{4}$ -AUV	553076	MS9-LFM- $\frac{3}{4}$ -BUV
		G1	553002	MS9-LFM-1-AUV	553006	MS9-LFM-1-BUV
		–	564049	MS9-LFM-G-AUV	564041	MS9-LFM-G-BUV
High flow rate						
MS9	Manual rotary	G $\frac{3}{4}$	552964	MS9-LFM- $\frac{3}{4}$ -AUM-HF	552968	MS9-LFM- $\frac{3}{4}$ -BUM-HF
		G1	553038	MS9-LFM-1-AUM-HF	553042	MS9-LFM-1-BUM-HF
		–	564051	MS9-LFM-G-AUM-HF	564043	MS9-LFM-G-BUM-HF
	Fully automatic	G $\frac{3}{4}$	552966	MS9-LFM- $\frac{3}{4}$ -AUV-HF	552970	MS9-LFM- $\frac{3}{4}$ -BUV-HF
		G1	553040	MS9-LFM-1-AUV-HF	553044	MS9-LFM-1-BUV-HF
		–	564053	MS9-LFM-G-AUV-HF	564045	MS9-LFM-G-BUV-HF

Ordering data						
With differential pressure indicator						
Size	Condensate drain	Connection	Micro filter		Fine filter	
			Grade of filtration 0.01 µm		Grade of filtration 1 µm	
			Part No.	Type	Part No.	Type
Standard						
MS9	Manual rotary	G $\frac{3}{4}$	553078	MS9-LFM- $\frac{3}{4}$ -AUM-DA	553082	MS9-LFM- $\frac{3}{4}$ -BUM-DA
		G1	553008	MS9-LFM-1-AUM-DA	553012	MS9-LFM-1-BUM-DA
		–	564048	MS9-LFM-G-AUM-DA	564040	MS9-LFM-G-BUM-DA
	Fully automatic	G $\frac{3}{4}$	553080	MS9-LFM- $\frac{3}{4}$ -AUV-DA	553084	MS9-LFM- $\frac{3}{4}$ -BUV-DA
		G1	553010	MS9-LFM-1-AUV-DA	553014	MS9-LFM-1-BUV-DA
		–	564050	MS9-LFM-G-AUV-DA	564042	MS9-LFM-G-BUV-DA
High flow rate						
MS9	Manual rotary	G $\frac{3}{4}$	552972	MS9-LFM- $\frac{3}{4}$ -AUM-HF-DA	552976	MS9-LFM- $\frac{3}{4}$ -BUM-HF-DA
		G1	553046	MS9-LFM-1-AUM-HF-DA	553050	MS9-LFM-1-BUM-HF-DA
		–	564052	MS9-LFM-G-AUM-HF-DA	564044	MS9-LFM-G-BUM-HF-DA
	Fully automatic	G $\frac{3}{4}$	552974	MS9-LFM- $\frac{3}{4}$ -AUV-HF-DA	552978	MS9-LFM- $\frac{3}{4}$ -BUV-HF-DA
		G1	553048	MS9-LFM-1-AUV-HF-DA	553052	MS9-LFM-1-BUV-HF-DA
		–	564054	MS9-LFM-G-AUV-HF-DA	564046	MS9-LFM-G-BUV-HF-DA

New
Variant EX4, UL1

Fine and micro filters MS9-LFM, MS series

Ordering data – Modular products

FESTO

M Mandatory data →

Module No.	Series	Size	Function	Connection size	Grade of filtration	Bowl
552940	MS	9	LFM	¾, 1, AGD, AGE, AGF, AGG, AGH, G	B, A	U
Order example						
552940	MS	9	- LFM	- AGD	- B	- U

Ordering table

Grid dimension	[mm]	90	Condi- tions	Code	Enter code
M	Module No.	552940			
	Series	Standard service unit		MS	MS
	Size	9		9	9
	Function	Fine and micro filter		-LFM	-LFM
	Connection size	Thread G¾	<input type="checkbox"/>	-¾	
		Thread G1	<input type="checkbox"/>	-1	
		Connecting plate G½		-AGD	
		Connecting plate G¾		-AGE	
		Connecting plate G1		-AGF	
		Connecting plate G1¼		-AGG	
		Connecting plate G1½		-AGH	
		Module without connecting thread, without connecting plate	<input type="checkbox"/>	-G	
	Grade of filtration	µm 1		-B	
		0.01		-A	
↓	Bowl	Metal bowl		-U	-U

¾, 1, G, E2, E3, E4, WPM

Not with EU certification EX4

Transfer order code

552940	MS	9	- LFM			- U
---------------	-----------	----------	--------------	--	--	------------

Fine and micro filters MS9-LFM, MS series

Ordering data – Modular products

FESTO

→ M Mandatory data		O Options				
Condensate drain	Flow rate	Filter contamination sensor	Type of mounting	EU certification	UL certification	Alternative flow direction
M, H, V, E2, E3, E4	HF	DA	WP, WPM, WPB	EX4	UL1	Z
- M	- HF	- DA	- WP	-	-	- Z

Ordering table						
Grid dimension	[mm]	90	Condi- tions	Code	Enter code	
↓ M	Condensate drain	Manual		-M		
		Semi-automatic (P1 max. 12 bar)		-H		
		Fully automatic (P1 max. 12 bar)		-V		
		External fully automatic condensate drain, electrical, 110 V AC, terminal strip	1	-E2		
		External fully automatic condensate drain, electrical, 230 V AC, terminal strip	1	-E3		
		External fully automatic condensate drain, electrical, 24 V DC, terminal strip	1	-E4		
O	Flow rate	High flow rate		-HF		
	Filter contamination sensor	Differential pressure indicator, visual		-DA		
	Type of mounting	Mounting bracket		2	-WP	
Mounting bracket			1 2	-WPM		
Wall mounting bracket for large wall gap			2	-WPB		
EU certification	II 2GD to EU Directive 94/9/EG			-EX4		
UL certification	cULus, ordinary location for Canada and USA			-UL1		
Alternative flow direction	Flow direction from right to left			-Z		

1 ¾, 1, G, E2, E3, E4, WPM

Not with EU certification EX4

2 WP, WPM, WPB

Not with module G

Transfer order code

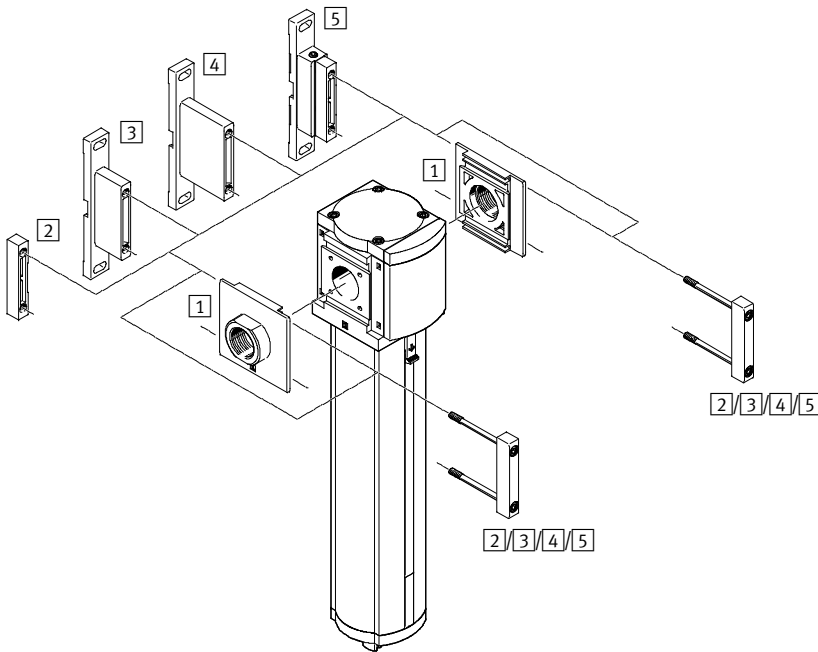
- - - - - - -

New
Variant EX4, UL1

Activated carbon filters MS9-LFX, MS series

Peripherals overview

FESTO



Note

Other accessories:

- Module connector for combination with size MS6, MS9 or MS12

→ Internet: rmv, armv

Mounting attachments and accessories					
		Individual device		Combination Module without connecting thread, without connecting plate G	→ Page/ Internet
		With female thread 3/4 or 1	With connecting plate AG... Without EU certification EX4		
1	Connecting plate MS9-AG...	-	■	■	ms9-ag
2	Module connector MS9-MV	-	-	■	ms9-mv
3	Mounting bracket MS9-WP	■	■	■	ms9-wp
4	Mounting bracket MS9-WPB	■	■	■	ms9-wp
5	Mounting bracket MS9-WPM	■	■	-	ms9-wp

Activated carbon filters MS9-LFX, MS series

Type codes

	MS	9	-	LFX	-	¾	-	U
Series								
MS	Standard service unit							
Size								
9	Grid dimension 90 mm							
Service function								
LFX	Activated carbon filter							
Pneumatic connection								
¾	Thread G¾							
1	Thread G1							
G	Module without connecting thread, without connecting plate							
Bowl guard								
U	Integrated as metal bowl							

Further variants can be ordered using the modular system → 64

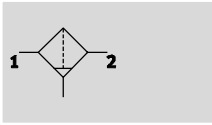
- Connecting plates
- Type of mounting
- EU certification
- UL certification
- Alternative flow direction




New
Variant EX4, UL1

Activated carbon filters MS9-LFX, MS series

Technical data

FESTO




-  - Flow rate
max. 6,500 l/min
-  - Temperature range
-10 ... +60 °C
-  - Operating pressure
0 ... 20 bar



- Removal of liquid and gaseous oil particles from compressed air using activated carbon
- Eliminates odours and vapours
- Prefiltration with micro filter MS9-LFM-A, grade of filtration 0.01 µm, recommended
- New filter cartridges → 88
- Optional device variant EX4 for use in potentially explosive areas in zones 1, 2, 21 and 22

General technical data				
Size	MS9			
Pneumatic connection 1, 2	G3/4	G1	G1/2 ... G1 1/2 (with connecting plate AG...)	- (without connecting thread G)
Constructional design	Activated carbon filter			
Type of mounting	Via accessories			
	In-line installation			
Installation position	Vertical ±5°			
Air purity class at the output ¹⁾	Compressed air in accordance with ISO 8573-1:2010 [1:4:1]			
Bowl guard	Integrated as metal bowl			
Residual oil content [mg/m ³]	≤0.003			

1) It is recommended to replace filter cartridges after 1,000 operating hours (applies to an ambient temperature of 21 °C). The service life of a filter cartridge is reduced at higher temperatures.
 -  Note: This product conforms to ISO 1179-1 and to ISO 228-1

Standard flow rate $q_n^{1)}$ [l/min]	
Max. standard flow rate for air purity class $q_{n \max}$	6,500

1) Measured at $p_1 = 6$ bar

Operating and environmental conditions		
Operating pressure [bar]	0 ... 20	
Operating medium	Compressed air in accordance with ISO 8573-1:2010 [1:4:2]	
Ambient temperature [°C]	-10 ... +60	
Temperature of medium [°C]	+5 ... +30	
Storage temperature [°C]	-10 ... +60	
Corrosion resistance class CRC ²⁾	2	
Certification (variant UL1)	cULus recognized (OL)	

1) Corrosion resistance class 2 according to Festo standard 940 070
 Components subject to moderate corrosion stress. Externally visible parts with primarily decorative surface requirements which are in direct contact with a normal industrial environment or media such as coolants or lubricating agents.

Activated carbon filters MS9-LFX, MS series

Technical data

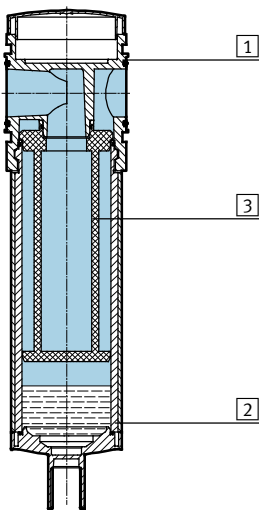
FESTO

ATEX	
EU certification	EX4
ATEX category gas	II 2G
Ex-ignition protection type gas	c T6 X
ATEX category dust	II 2D
EX-ignition protection type dust	c 60 °C X
ATEX ambient temperature	-10 °C ≤ Ta ≤ +60 °C
CE mark (see declaration of conformity)	To EU Explosion Protection Directive (ATEX)

Weights [g]	
Activated carbon filter	2,000

Materials

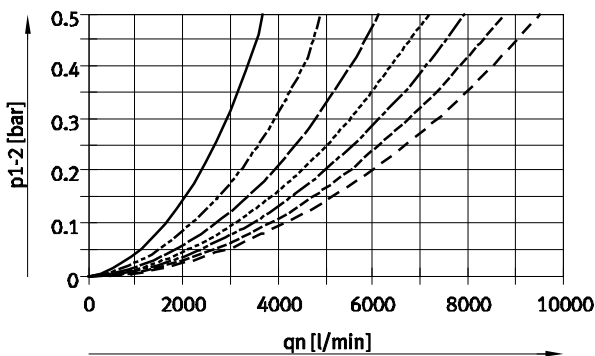
Sectional view



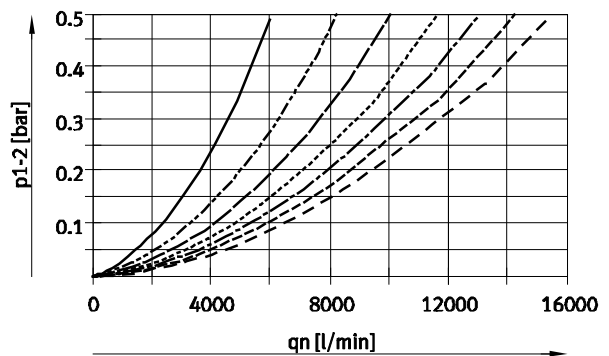
Activated carbon filter		
1	Housing	Die-cast aluminium
2	Bowl	Wrought aluminium alloy
	Inspection window	PA
3	Filter	Activated carbon
-	Cover	PA reinforced
-	Connecting plate, module connector, mounting bracket	Die-cast aluminium
-	Seals	NBR
Note on materials		Free of copper and PTFE

Standard flow rate q_n as a function of the differential pressure p_{1-2}

MS9-LFX-AGD, Pneumatic connection G1½



MS9-LFX-¾/AGE, Pneumatic connection G¾



- 2 bar
- - - 4 bar
- · - 6 bar
- · · 8 bar
- - - - 10 bar
- - - - 12 bar
- · - · 14 bar

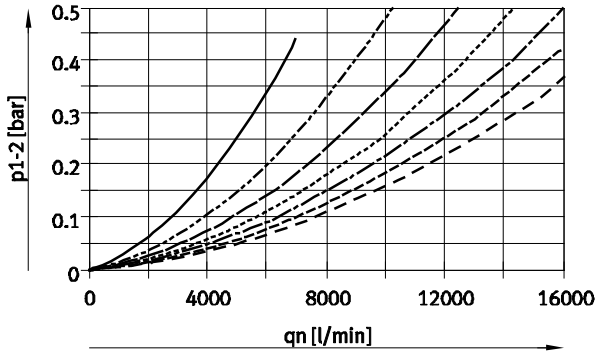
Activated carbon filters MS9-LFX, MS series

Technical data

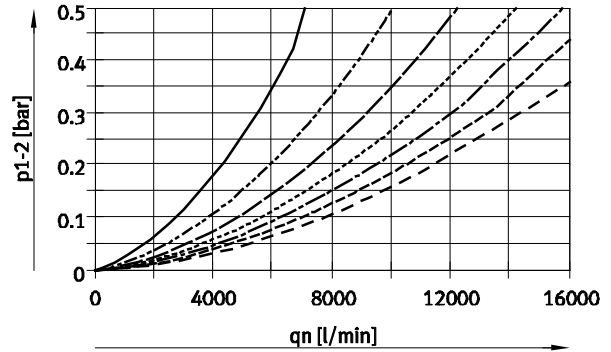
FESTO

Standard flow rate q_n as a function of the differential pressure p_{1-2}

MS9-LFX-1/AGF, Pneumatic connection G1



MS9-LFX-AGH, Pneumatic connection G1½

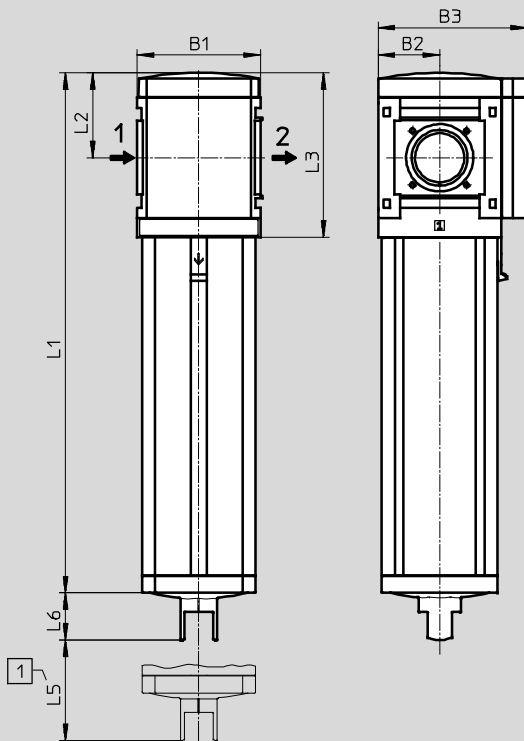


- 2 bar
- - - 4 bar
- · - 6 bar
- · · 8 bar
- - - - 10 bar
- · - · 12 bar
- · - · · 14 bar

Dimensions – Basic version

Download CAD data → www.festo.com

without connecting thread G



1 Installation dimensions

→ Flow direction

Type	B1	B2	B3	L1	L2	L3	L5	L6
MS9-LFX-G	90	45	109	380.5	62	120	50	34.5

Activated carbon filters MS9-LFX, MS series

Technical data

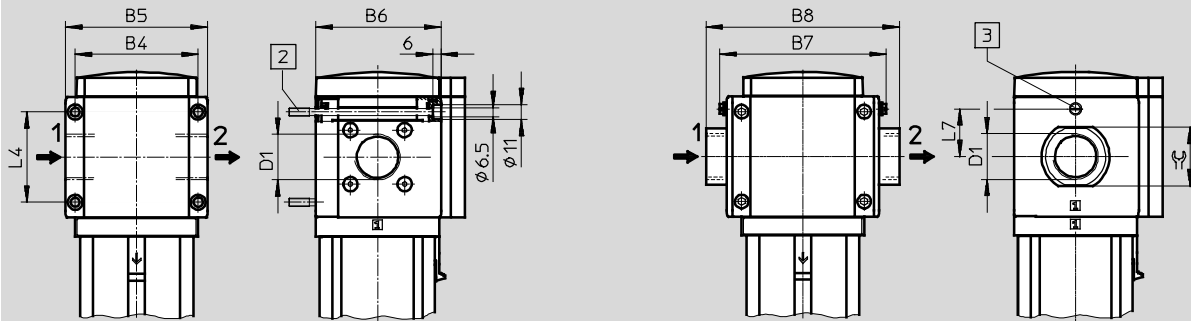
FESTO

Dimensions – Connecting thread/connecting plate

Download CAD data → www.festo.com

with connecting thread $\frac{3}{4}$ or 1

with connecting plate AG...



2 Mounting screw M6xmin.90 to DIN 912 (not included in scope of delivery) for wall mounting without mounting bracket

3 Earthing screw M4x8 (only with MS9-...-EX4)

→ Flow direction

Type	B4	B5	B6	B7		B8	D1	L4	L7		≅									
					EX4					EX4										
MS9-LFX- $\frac{3}{4}$	90	104	91.5	-	-	-	G $\frac{3}{4}$	66	-	-	-									
MS9-LFX-1							G1													
MS9-LFX-AGD	-	-	-	112	122	132	G $\frac{1}{2}$	-	35	-	30									
MS9-LFX-AGE							G $\frac{3}{4}$				36									
MS9-LFX-AGF							G1				41									
MS9-LFX-AGG							G1 $\frac{1}{4}$				50									
MS9-LFX-AGH							176				G1 $\frac{1}{2}$	-	-	-	-	-	-	-	-	55
																				55

• | • Note: This product conforms to ISO 1179-1 and to ISO 228-1

Ordering data

Size	Connection	Part No.	Type
MS9	G $\frac{3}{4}$	552996	MS9-LFX- $\frac{3}{4}$ -U
	G1	553032	MS9-LFX-1-U
	-	564038	MS9-LFX-G-U

New
Variant EX4, UL1

Activated carbon filters MS9-LFX, MS series

Ordering data – Modular products



M Mandatory data						O Options			
Module No.	Series	Size	Function	Connection size	Bowl	Type of mounting	EU certification	UL certification	Alternative flow direction
552942	MS	9	LFX	¾, 1, AGD, AGE, AGF, AGG, AGH, G	U	WP, WPM, WPB	EX4	UL1	Z
Order example									
552942	MS	9	- LFX	- AGD	- U	- WP			- Z

Ordering table		Grid dimension	[mm]	90	Condi- tions	Code	Enter code
M	Module No.	552942					
	Series	Standard service unit				MS	MS
	Size	9				9	9
	Function	Activated carbon filter				-LFX	-LFX
	Connection size	Thread G¾			1	-¾	
		Thread G1			1	-1	
		Connecting plate G½				-AGD	
		Connecting plate G¾				-AGE	
		Connecting plate G1				-AGF	
		Connecting plate G1¼				-AGG	
		Connecting plate G1½				-AGH	
		Module without connecting thread, without connecting plate			1	-G	
	Bowl	Metal bowl				-U	-U
O	Type of mounting	Mounting bracket			2	-WP	
		Mounting bracket			1 2	-WPM	
		Wall mounting bracket for large wall gap			2	-WPB	
	EU certification	II 2GD to EU Directive 94/9/EG				-EX4	
	UL certification	cULus, ordinary location for Canada and USA				-UL1	
	Alternative flow direction	Flow direction from right to left				-Z	

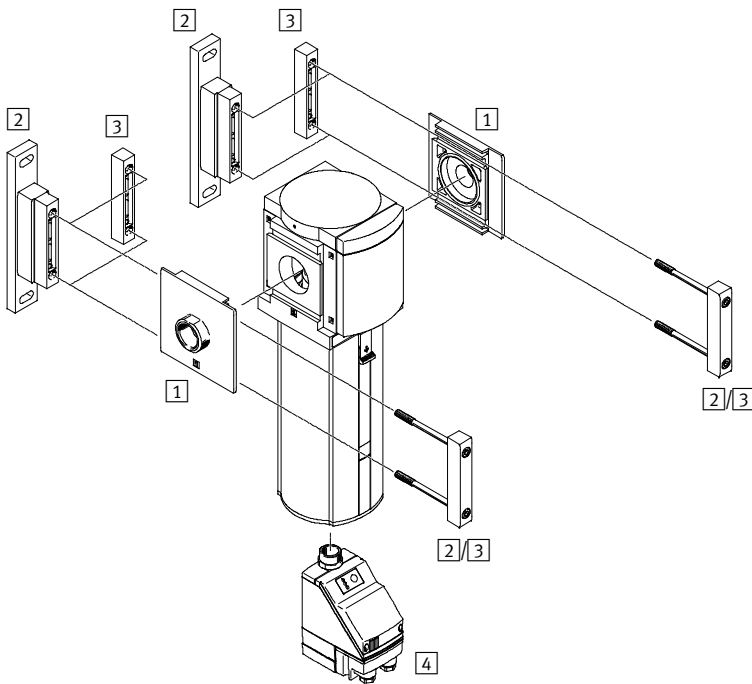
- 1 ¾, 1, G, WPM Not with EU certification EX4
- 2 WP, WPM, WPB Not with module G


Transfer order code

552942	MS	9	- LFX	-	U	-	-	-	-	-
--------	----	---	-------	---	---	---	---	---	---	---

Filters MS12-LF, MS series

Peripherals overview



-  - Note
 Additional accessories:
 - Module connector for combination with size MS9 → Internet: armv

Mounting attachments and accessories		→ Page/Internet
1	Connecting plate MS12-AG...	ms12-ag
2	Mounting bracket MS12-WP	ms12-wp
3	Module connector MS12-MV	ms12-mv
4	Condensate drain, fully automatic, electrically actuated E2/E3/E4	71

Filters MS12-LF, MS series

Type codes

		MS	12	-	LF	-	G	-	C	U	V
Series											
MS	Standard service unit										
Size											
12	Grid dimension 124 mm										
Service function											
LF	Filter										
Connection size											
G	Module without connecting thread, without connecting plate Connecting plates → Accessories										
Grade of filtration											
C	5 µm										
E	40 µm										
Bowl guard											
U	Integrated as metal bowl										
Condensate drain											
V	Fully automatic										

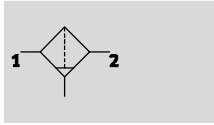
Further variants can be ordered using the modular system → 71

- Connecting plates
- Condensate drain
- Type of mounting
- Alternative flow direction

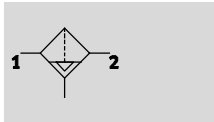
Filters MS12-LF, MS series




Technical data

Function
Condensate drain
manual rotary



fully automatic




-  Flow rate
11,500 ... 16,000 l/min
-  Temperature range
-10 ... +60 °C
-  Operating pressure
0.8 ... 20 bar



The sintered filter with centrifugal separation removes contamination, rust and condensate from the compressed air. The filter cartridges are replaceable.

- Good particle and condensate separation
- High flow rate with minimal pressure drop
- Available with manual, fully automatic or fully automatic, electrically actuated condensate drain
- Choice of filter cartridges: 5 µm or 40 µm
- New filter cartridges → 89

General technical data				
Pneumatic connection 1, 2 ¹⁾	G1	G1¼	G1½	G2
Design	Sintered filter with centrifugal separation			
Type of mounting	Via accessories In-line installation			
Assembly position	Vertical ±5°			
Grade of filtration [µm]	5 40			
Air purity class at the output	Compressed air in accordance with ISO 8573-1:2010 [6:8:4] (Grade of filtration 5 µm) Compressed air in accordance with ISO 8573-1:2010 [7:8:4] (Grade of filtration 40 µm)			
Bowl guard	Integrated as metal bowl			
Condensate drain	Manual rotary Fully automatic Fully automatic, electrical actuated			
Max. condensate volume [cm ³]	400			

1) Dependent on connecting plate selected, must be ordered separately as an accessory → Internet: ms12-ag
-  Note: This product conforms to ISO 1179-1 and to ISO 228-1

Standard nominal flow rate q _{nN} ¹⁾ [l/min]					
Pneumatic connection		G1	G1¼	G1½	G2
Grade of filtration	5 µm	11,500	12,500	13,500	14,000
	40 µm	12,500	13,000	14,000	16,000

1) Dependent on connecting plate selected, must be ordered separately as an accessory → Internet: ms12-ag
Measured at p₁ = 6 bar and Δp = 0.5 bar

Filters MS12-LF, MS series

Technical data



Operating and environmental conditions			
Condensate drain	Manual rotary M	Fully automatic V	Fully automatic, electrical actuated E2/E3/E4
Operating pressure [bar]	0.8 ... 20	2 ... 12	0.8 ... 16
Operating medium	Compressed air in accordance with ISO 8573-1:2010 [:-9:-]	Compressed air in accordance with ISO 8573-1:2010 [7:9:-]	Compressed air in accordance with ISO 8573-1:2010 [:-9:-]
	Inert gases		
Ambient temperature [°C]	-10 ... +60	+5 ... +60	+1 ... +60
Temperature of medium [°C]	-10 ... +60	+5 ... +60	+1 ... +60
Storage temperature [°C]	-10 ... +60	-10 ... +60	+1 ... +60
Corrosion resistance CRC ¹⁾	2		

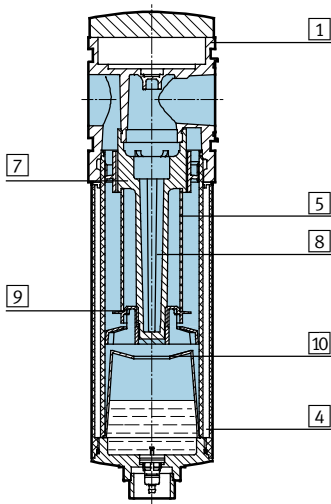
1) Corrosion resistance class 2 according to Festo standard 940 070

Components requiring moderate corrosion resistance. Externally visible parts with primarily decorative surface requirements which are in direct contact with a normal industrial environment or media such as coolants or lubricating agents.

Weights [g]	
Filter with metal bowl U	6,500
Filter with metal bowl U and fully automatic, electrically actuated condensate drain E2/E3/E4	7,200

Materials

Sectional view



Filter		
1	Body	Die-cast aluminium
4	Metal bowl	Wrought aluminium alloy
5	Filter element	Sintered bronze
7	Spin disc	POM
8	Filter holder	POM
9	Separating plate	POM
10	Stabilising disc	POM
-	Seals	NBR

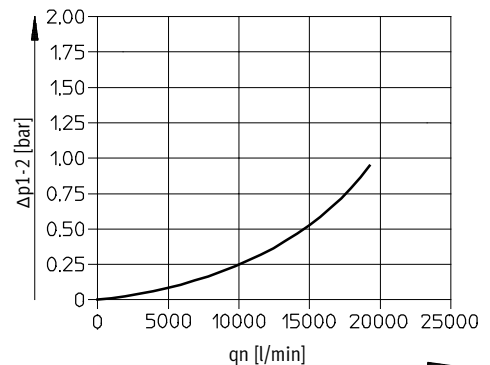
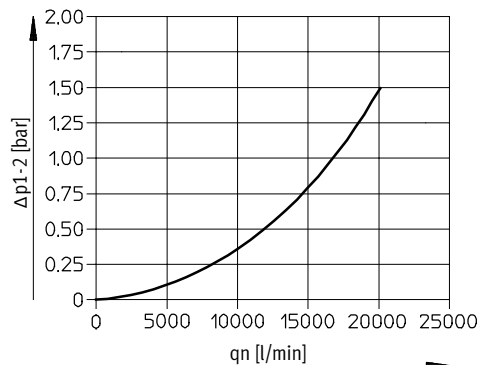
Standard flow rate q_n as a function of the differential pressure Δp_{1-2}

Grade of filtration 5 μm

$p_1 = 6 \text{ bar}$

With connecting plate MS12-AGF
Pneumatic connection G1

With connecting plate MS12-AGI
Pneumatic connection G2



Filters MS12-LF, MS series

Technical data

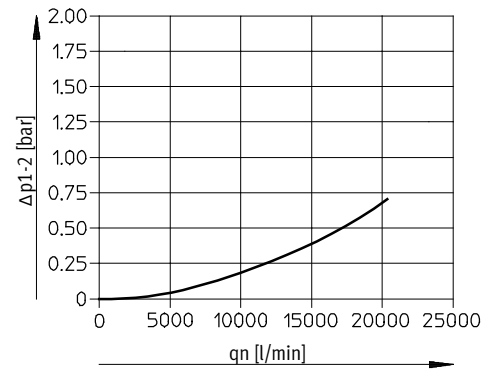
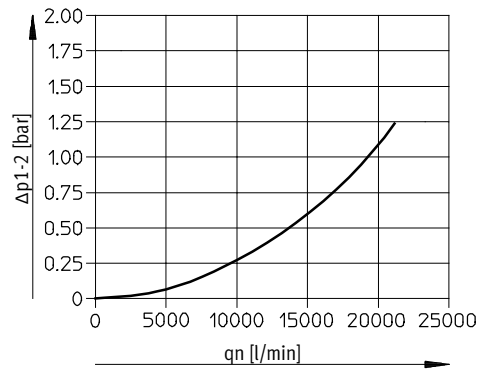
Standard flow rate q_n as a function of the differential pressure Δp_{1-2}

Grade of filtration 40 μm

With connecting plate MS12-AGF
Pneumatic connection G1

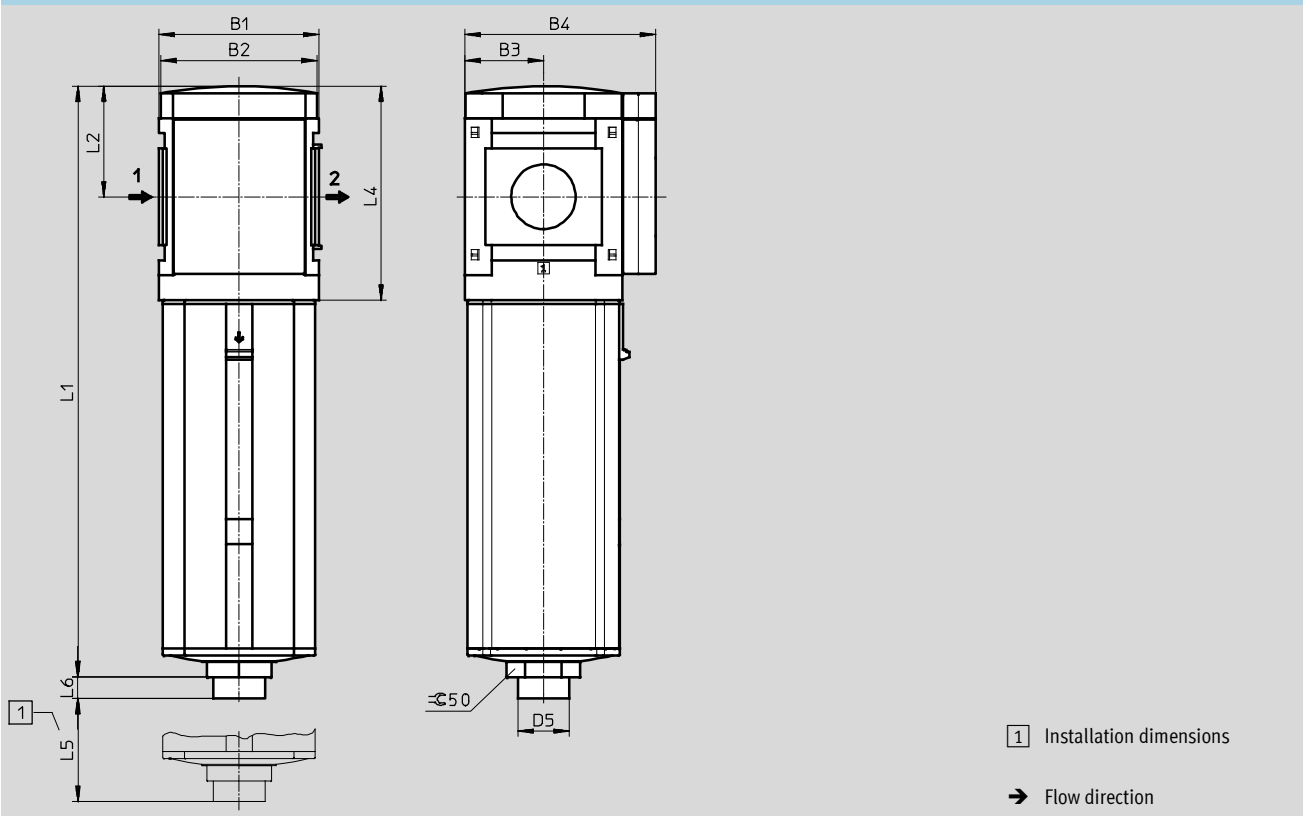
With connecting plate MS12-AGI
Pneumatic connection G2

$p_1 = 6 \text{ bar}$



Dimensions – Basic version

Download CAD data → www.festo.com



Type	B1	B2	B3	B4	D5 Ø	L1	L2	L4	L5	L6
MS12-LF	124	122	61	148	40	458	86	166	250	16

Filters MS12-LF, MS series

Technical data

Dimensions – Condensate drain Download CAD data → www.festo.com

Manual rotary M

Barbed fitting for plastic tubing
PCN-4

Fully automatic V

Barbed fitting for plastic tubing
PCN-4

Type	L6
MS12-LF-...-M	11

Type	L6
MS12-LF-...-V	13

Fully automatic, electrically actuated E2/E3/E4 Technical data → Internet: [pwea](http://pwea.com)

Condensate drain PWEA:

- 2 Electrical connection: Screw terminal PG9
- 3 Connection 360° rotatable for plastic tubing PUN-H-12x2

Ordering data

Metal bowl						
Size	Condensate drain	Connection	Grade of filtration 5 µm		Grade of filtration 40 µm	
			Part No.	Type	Part No.	Type
MS12	fully automatic	G1 ... G2 ¹⁾	537152	MS12-LF-G-CUV	537151	MS12-LF-G-EUV

1) Connecting plate must be ordered separately as an accessory → Internet: [ms12-ag](http://ms12-ag.com)
 - Note: This product conforms to ISO 1179-1 and to ISO 228-1

Filters MS12-LF, MS series

Ordering data – Modular products



M Mandatory data								O Options	
Module No.	Series	Size	Function	Connection size	Grade of filtration	Bowl	Condensate drain	Type of mounting	Alternative flow direction
535023	MS	12	LF	AGF, AGG, AGH, AGI, G	E, C	U	M, V, E2, E3, E4	WP	Z
Order example									
535023	MS	12	- LF	- G	- E	- U	- V		

Ordering table					
Grid dimension	[mm]	124	Condi-tions	Code	Enter code
M	Module No.	535023			
	Series	Standard		MS	MS
	Size	12		12	12
	Function	Filter		-LF	-LF
	Connection size	Connecting plate G1		-AGF	
		Connecting plate G1¼		-AGG	
		Connecting plate G1½		-AGH	
		Connecting plate G2		-AGI	
		Module without connecting thread, without connecting plate		-G	
	Grade of filtration	40 µm		-E	
		5 µm		-C	
	Bowl	Metal bowl		-U	-U
	Condensate drain	Manual		-M	
		Fully automatic (P1 max. 12 bar)		-V	
		External fully automatic condensate drain, electrical, 110 V AC, terminals		-E2	
		External fully automatic condensate drain, electrical, 230 V AC, terminals		-E3	
		External fully automatic condensate drain, electrical, 24 V DC, terminals		-E4	
O	Type of mounting	Mounting bracket	1	-WP	
	Alternative flow direction	Flow direction from right to left		-Z	

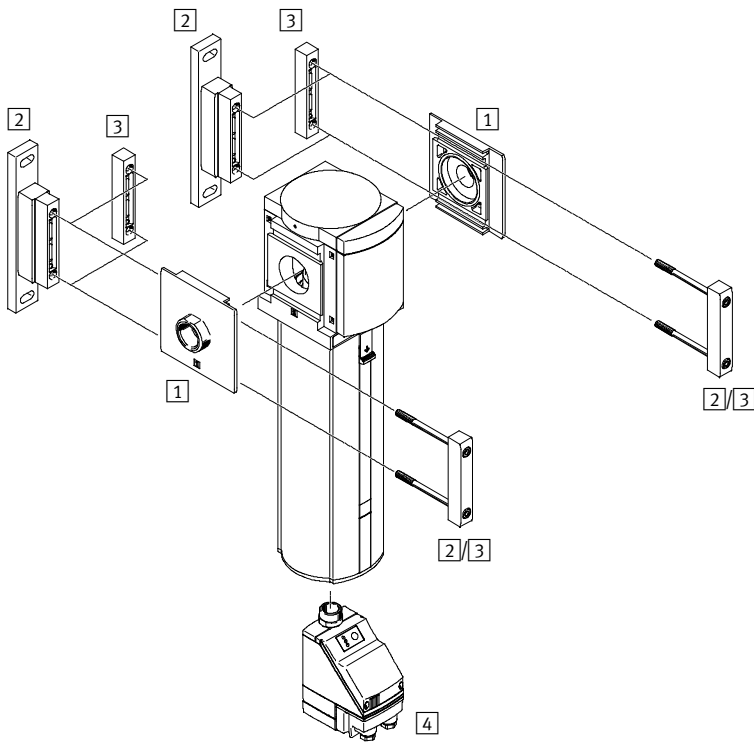
1 WP Only with connecting plate AGF, AGG, AGH or AGI.

Transfer order code

535023	MS	12	- LF	-	-	- U	-	-	-	-
--------	----	----	------	---	---	-----	---	---	---	---

Fine and micro filters MS12-LFM, MS series

Peripherals overview



- - Note
 Additional accessories:
 - Module connector for combination with size MS9 → Internet: armv

Mounting attachments and accessories		→ Page/Internet
1	Connecting plate MS12-AG...	ms12-ag
2	Mounting bracket MS12-WP	ms12-wp
3	Module connector MS12-MV	ms12-mv
4	Condensate drain, fully automatic, electrically actuated E2/E3/E4	80

Fine and micro filters MS12-LFM, MS series

Type codes

	MS	12	-	LFM	-	G	-	B	U	V
Series										
MS	Standard service unit									
Size										
12	Grid dimension 124 mm									
Service function										
LFM	Fine and micro filter									
Connection size										
G	Module without connecting thread, without connecting plate Connecting plates → Accessories									
Grade of filtration										
A	0.01 µm									
B	1 µm									
Bowl guard										
U	Integrated as metal bowl									
Condensate drain										
V	Fully automatic									

Further variants can be ordered using the modular system → 80

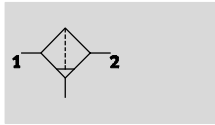
- Connecting plates
- Condensate drain
- Filter change sensor
- Type of mounting
- Alternative flow direction




Fine and micro filters MS12-LFM, MS series

Technical data

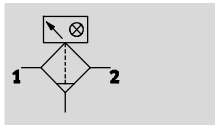
Function

Condensate drain
manual rotary
without differential pressure indicator

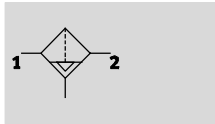


-  - Flow rate
500 ... 50,000 l/min
-  - Temperature range
-10 ... +60 °C
-  - Operating pressure
0.8 ... 20 bar

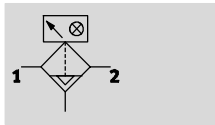
with differential pressure indicator



Condensate drain
fully automatic
without differential pressure indicator




with differential pressure indicator



- High-performance filter for exceptionally clean compressed air
- Air quality to ISO 8573-1:2010
- Available with manual, fully automatic or fully automatic, electrically actuated condensate drain
- Available with differential pressure indicator for optical indication of filter contamination
- Choice of filter cartridges: 0.01 µm or 1 µm
- New filter cartridges → 89

General technical data				
Pneumatic connection 1, 2 ¹⁾	G1	G1¼	G1½	G2
Design	Fibre filter			
Type of mounting	Via accessories In-line installation			
Assembly position	Vertical ±5°			
Grade of filtration [µm]	0.01 (micro filter MS12-LFM-A) 1 (fine filter MS12-LFM-B)			
Air purity class at the output	Compressed air in accordance with ISO 8573-1:2010 [1:7:2] (Grade of filtration 0.01µm, micro filter MS12-LFM-A) Compressed air in accordance with ISO 8573-1:2010 [2:7:3] (Grade of filtration 1µm, fine filter MS12-LFM-B)			
Filter efficiency [%]	99.9999 (Grade of filtration 0.01µm, micro filter MS12-LFM-A) 99.99 (Grade of filtration 1µm, fine filter MS12-LFM-B)			
Bowl guard	Integrated as metal bowl			
Condensate drain	Manual rotary Fully automatic Fully automatic, electrical actuated			
Max. condensate volume [cm ³]	400			

1) Dependent on connecting plate selected, must be ordered separately as an accessory → Internet: ms12-ag
-  - Note: This product conforms to ISO 1179-1 and to ISO 228-1

Fine and micro filters MS12-LFM, MS series

Technical data

Standard flow rate q_n [l/min]				
Operating pressure	4 bar	6 bar	10 bar	14 bar
Micro filter MS12-LFM-A				
Max. standard flow rate for air purity class $q_{n \max}$	16,670	23,300	36,670	50,000
Min. standard flow rate for air purity class $q_{n \min}$	500	700	1,100	1,500
Fine filter MS12-LFM-B				
Max. standard flow rate for air purity class $q_{n \max}$	16,670	23,300	36,670	50,000
Min. standard flow rate for air purity class $q_{n \min}$	625	950	1,390	1,675

Operating and environmental conditions			
Condensate drain	Manual rotary M	Fully automatic V	Fully automatic, electrical actuated E2/E3/E4
Operating pressure [bar]	0.8 ... 20	2 ... 12	0.8 ... 16
Operating medium	Compressed air in accordance with ISO 8573-1:2010 [6:8:4] ¹⁾		
	Inert gases		
Ambient temperature [°C]	-10 ... +60	+5 ... +60	+1 ... +60
Temperature of medium [°C]	-10 ... +60	+5 ... +60	+1 ... +60
Storage temperature [°C]	-10 ... +60	-10 ... +60	+1 ... +60
Corrosion resistance CRC ²⁾	2		

1) It is recommended to prefilter the compressed air for the micro filter MS-LFM-A using a fine filter MS-LFM-B (grade of filtration 1 µm).

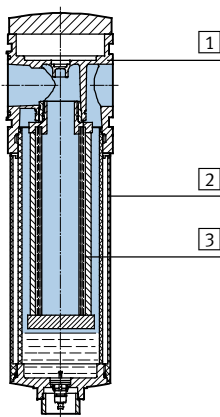
2) Corrosion resistance class 2 according to Festo standard 940 070

Components requiring moderate corrosion resistance. Externally visible parts with primarily decorative surface requirements which are in direct contact with a normal industrial environment or media such as coolants or lubricating agents.

Weights [g]	
Fine and micro filter with metal bowl U	7,000
Fine and micro filter with metal bowl U and fully automatic, electrically actuated condensate drain E2/E3/E4	7,700

Materials

Sectional view



Fine and micro filter	
1	Body Die-cast aluminium
2	Metal bowl Wrought aluminium alloy
	Viewing window PC
3	Filter element Borosilicate mesh
-	Seals NBR
Note on materials	
RoHS-compliant (not with variant E2, E3 or E4)	
Free of copper and PTFE	

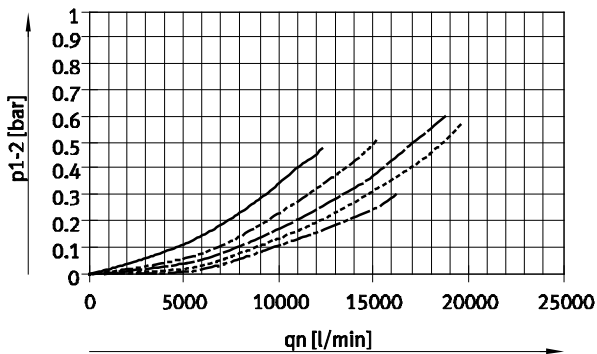
Fine and micro filters MS12-LFM, MS series

Technical data

Standard flow rate q_n as a function of the differential pressure p_{1-2}

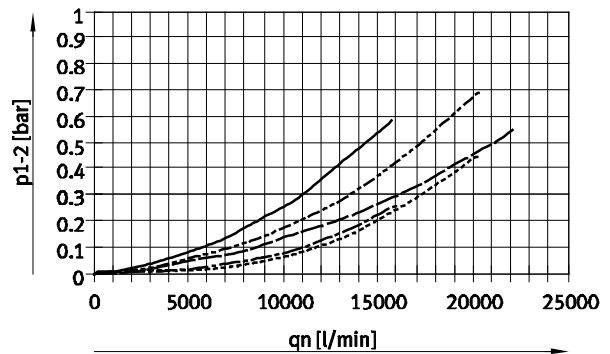
Grade of filtration 0.01 μm

With connecting plate MS12-AGF, Pneumatic connection G1



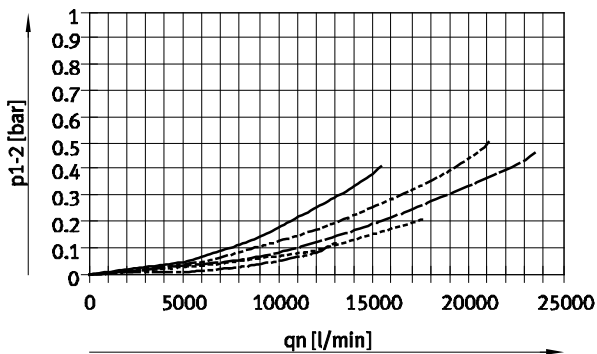
Grade of filtration 0.01 μm

With connecting plate MS12-AGG, Pneumatic connection G1¼



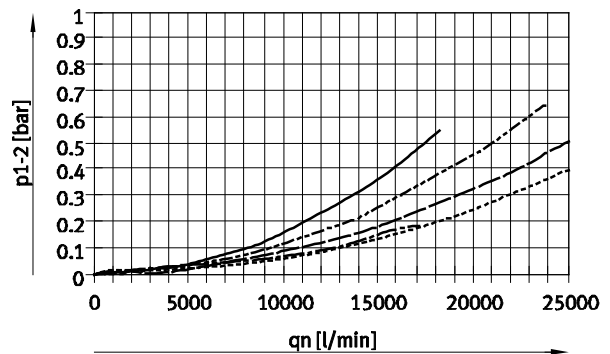
Grade of filtration 0.01 μm

With connecting plate MS12-AGH, Pneumatic connection G1½



Grade of filtration 0.01 μm

With connecting plate MS12-AGI, Pneumatic connection G2



- p1: 4 bar
- p1: 6 bar
- p1: 8 bar
- p1: 10 bar
- p1: 12 bar

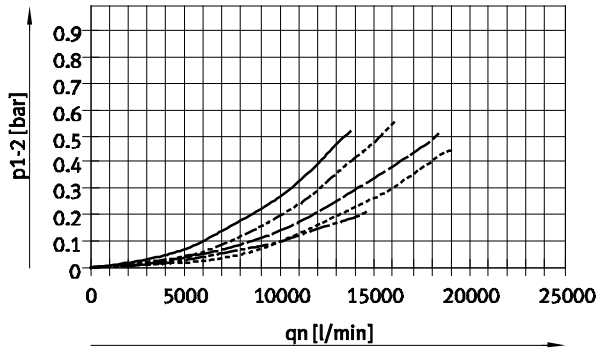
Fine and micro filters MS12-LFM, MS series

Technical data

Standard flow rate q_n as a function of the differential pressure p_{1-2}

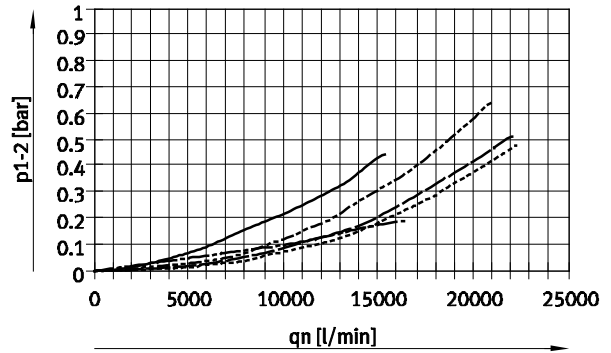
Grade of filtration $1 \mu\text{m}$

With connecting plate MS12-AGF, Pneumatic connection G1



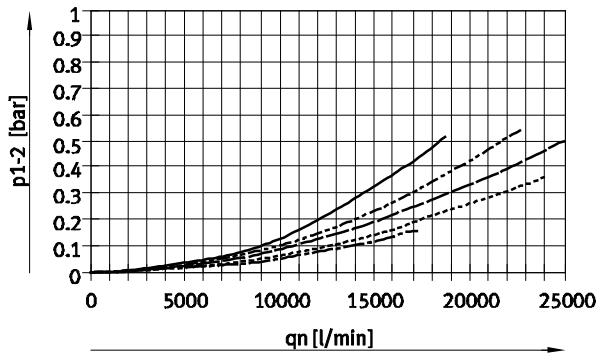
Grade of filtration $1 \mu\text{m}$

With connecting plate MS12-AGG, Pneumatic connection $G1\frac{1}{4}$



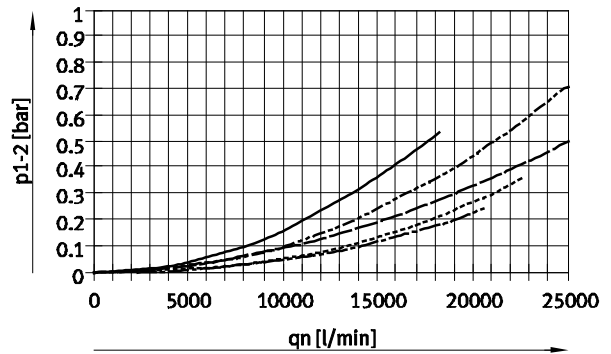
Grade of filtration $1 \mu\text{m}$

With connecting plate MS12-AGH, Pneumatic connection $G1\frac{1}{2}$



Grade of filtration $1 \mu\text{m}$

With connecting plate MS12-AGI, Pneumatic connection G2



- p1: 4 bar
- p1: 6 bar
- p1: 8 bar
- p1: 10 bar
- p1: 12 bar

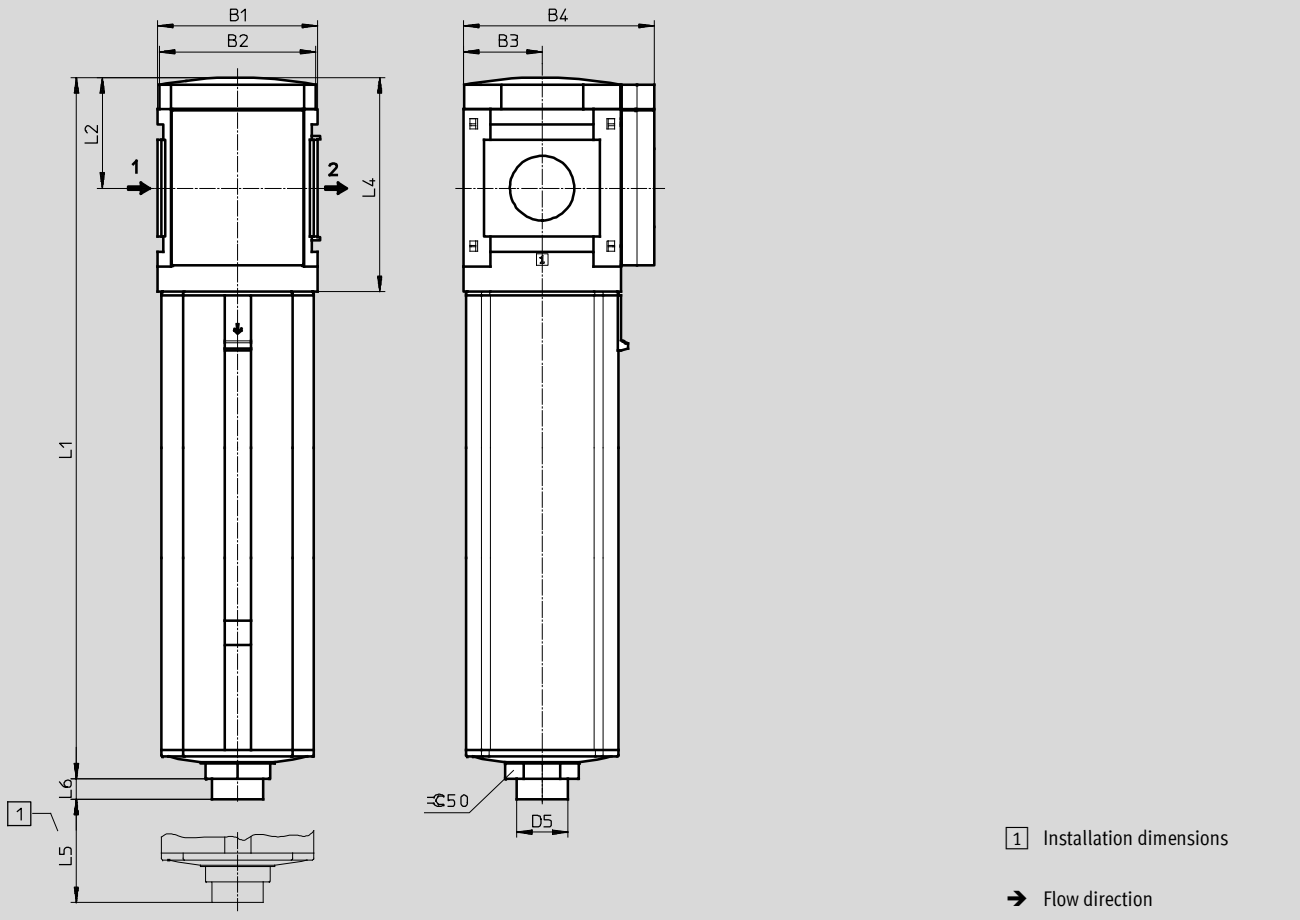
Fine and micro filters MS12-LFM, MS series

Technical data

FESTO

Dimensions – Basic version

Download CAD data → www.festo.com



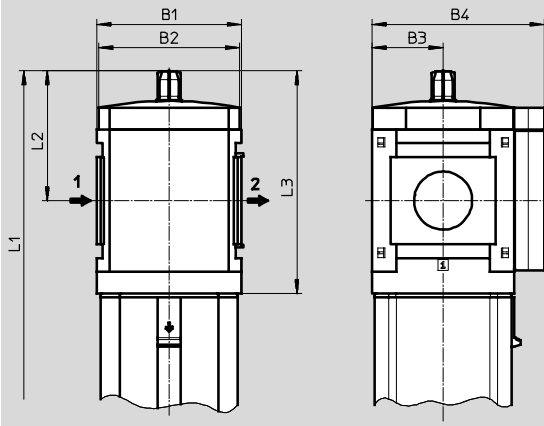
Type	B1	B2	B3	B4	D5 Ø	L1	L2	L4	L5	L6
MS12-LFM	124	122	61	148	40	543	86	166	350	16

Fine and micro filters MS12-LFM, MS series

Technical data

Dimensions – Differential pressure indicator

Download CAD data → www.festo.com



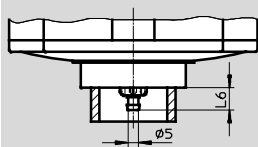
→ Flow direction

Type	B1	B2	B3	B4	L1	L2	L3
MS12-LFM-...-DA	124	122	61	148	569	112	192

Dimensions – Condensate drain

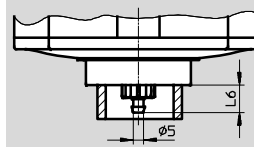
Download CAD data → www.festo.com

Manual rotary M



Barbed fitting for plastic tubing
PCN-4

Fully automatic V



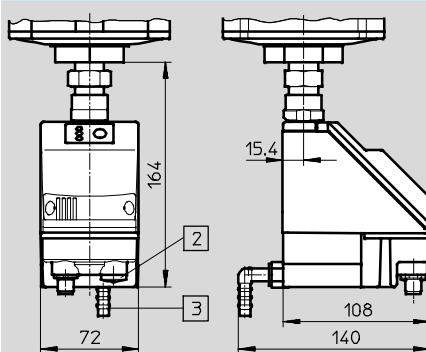
Barbed fitting for plastic tubing
PCN-4

Type	L6
MS12-LFM-...-M	11

Type	L6
MS12-LFM-...-V	13

Fully automatic, electrically actuated E2/E3/E4

Technical data → Internet: pwea



Condensate drain PWEA:

- 2 Electrical connection: Screw terminal PG9
- 3 Connection 360° rotatable for plastic tubing PUN-H-12x2

Ordering data

Metal bowl

Size	Condensate drain	Connection	Micro filter		Fine filter	
			Part No.	Type	Part No.	Type
MS12	fully automatic	G1 ... G2 ¹⁾	537154	MS12-LFM-G-AUV	537153	MS12-LFM-G-BUV

1) Connecting plate must be ordered separately as an accessory → Internet: ms12-ag

• Note: This product conforms to ISO 1179-1 and to ISO 228-1

Fine and micro filters MS12-LFM, MS series

Ordering data – Modular products

M Mandatory data								O Options		
Module No.	Series	Size	Function	Connection size	Grade of filtration	Bowl	Condensate drain	Filter change sensor	Type of mounting	Alternative flow direction
535042	MS	12	LFM	AGF, AGG, AGH, AGI, G	B, A	U	M, V, E2, E3, E4	DA	WP	Z
Order example										
535042	MS	12	- LFM	- AGI	- A	- U	- M	-	-	-

Ordering table		Grid dimension [mm]	124	Condi-tions	Code	Enter code
M	Module No.	535042				
	Series	Standard			MS	MS
	Size	12			12	12
	Function	Fine and micro filter			-LFM	-LFM
	Connection size	Connecting plate G1			-AGF	
		Connecting plate G1¼			-AGG	
		Connecting plate G1½			-AGH	
		Connecting plate G2			-AGI	
		Module without connecting thread, without connecting plate			-G	
	Grade of filtration	1 µm			-B	
		0.01 µm			-A	
	Bowl	Metal bowl			-U	-U
	Condensate drain	Manual			-M	
		Fully automatic (P1 max. 12 bar)			-V	
		External fully automatic condensate drain, electrical, 110 V AC, terminals			-E2	
		External fully automatic condensate drain, electrical, 230 V AC, terminals			-E3	
		External fully automatic condensate drain, electrical, 24 V DC, terminals			-E4	
O	Filter change sensor	Differential pressure indicator, optical			-DA	
	Type of mounting	Mounting bracket		1	-WP	
	Alternative flow direction	Flow direction from right to left			-Z	

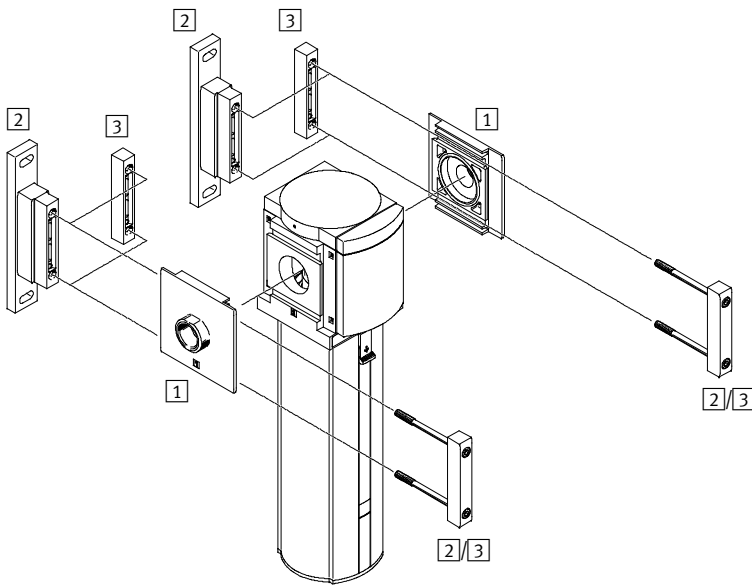
1 WP Only with connecting plate AGF, AGG, AGH or AGI.


Transfer order code

535042	MS	12	-	LFM	-		-		-	U	-		-		-	
--------	----	----	---	-----	---	--	---	--	---	---	---	--	---	--	---	--

Active carbon filters MS12-LFX, MS series

Peripherals overview

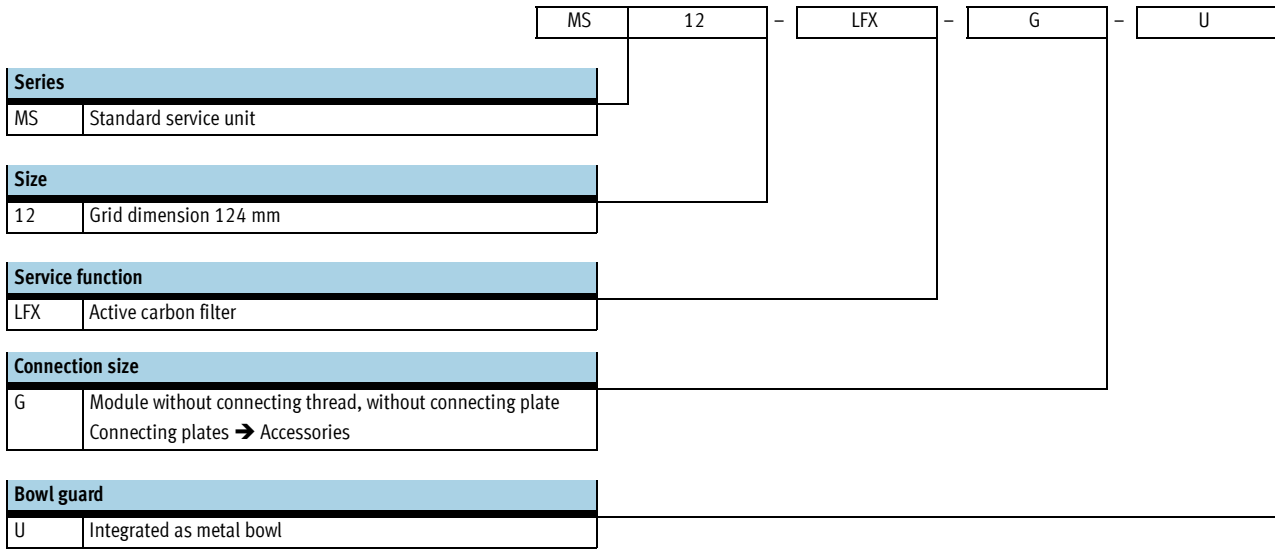


-  - Note
 Additional accessories:
 - Module connector for combination with size MS9 → Internet: armv

Mounting attachments and accessories		→ Page/Internet
1	Connecting plate MS12-AG...	ms12-ag
2	Mounting bracket MS12-WP	ms12-wp
3	Module connector MS12-MV	ms12-mv

Active carbon filters MS12-LFX, MS series

Type codes



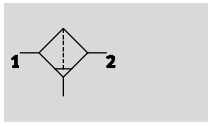
Further variants can be ordered using the modular system → 86

- Connecting plates
- Type of mounting
- Alternative flow direction

Active carbon filters MS12-LFX, MS series

Technical data

Function



- - Flow rate
5,065 ... 15,190 l/min
- - Temperature range
-10 ... +60 °C
- - Operating pressure
0 ... 20 bar



- Removal of liquid and gaseous oil particles from compressed air using active carbon
- Eliminates odours and vapours
- Prefiltration with micro filter MS12-LFM-A, grade of filtration 0.01 µm, recommended
- New filter cartridges → 89

General technical data				
Pneumatic connection 1, 2 ¹⁾	G1	G1¼	G1½	G2
Design	Active carbon filter			
Type of mounting	Via accessories			
	In-line installation			
Assembly position	Vertical ±5°			
Air purity class at the output ²⁾	Compressed air in accordance with ISO 8573-1:2010 [1:4:1]			
Bowl guard	Integrated as metal bowl			
Residual oil content [mg/m ³]	≤ 0.003			

1) Dependent on connecting plate selected, must be ordered separately as an accessory → Internet: ms12-ag
 2) We recommend that the filter cartridge be replaced by a new one after 1,000 operating hours. (Applies to an ambient temperature of 21 °C. At higher temperatures the service life of the filter cartridge will be reduced.)
 - - Note: This product conforms to ISO 1179-1 and to ISO 228-1

Standard flow rate q _n [l/min]				
Operating pressure	4 bar	6 bar	10 bar	14 bar
Max. standard flow rate for air purity class q _{n max}	5,065	7,090	11,150	15,190

Operating and environmental conditions	
Operating pressure [bar]	0 ... 20
Operating medium	Compressed air in accordance with ISO 8573-1:2010 [1:4:2]
	Inert gases
Ambient temperature [°C]	-10 ... +60
Temperature of medium [°C]	+5 ... +30
Storage temperature [°C]	-10 ... +60
Corrosion resistance CRC ¹⁾	2

1) Corrosion resistance class 2 according to Festo standard 940 070
 Components requiring moderate corrosion resistance. Externally visible parts with primarily decorative surface requirements which are in direct contact with a normal industrial environment or media such as coolants or lubricating agents.

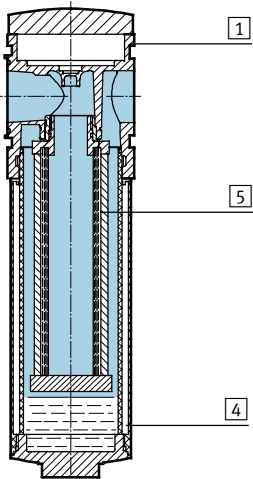
Weights [g]	
Active carbon filter with metal bowl U	7,000

Active carbon filters MS12-LFX, MS series

Technical data

Materials

Sectional view

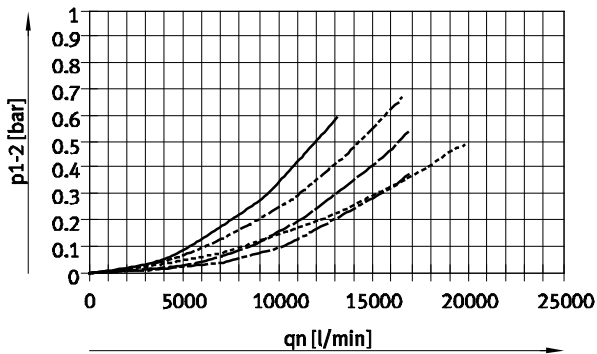


Active carbon filter

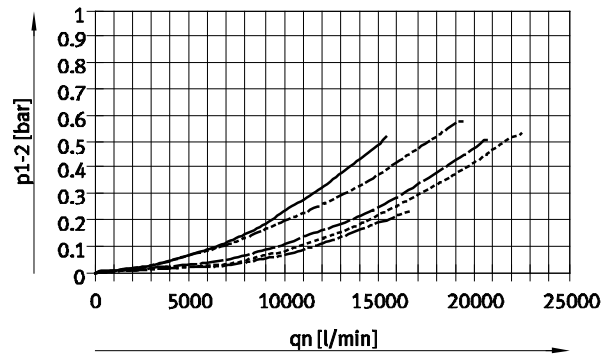
1	Body	Die-cast aluminium
4	Metal bowl	Wrought aluminium alloy
	Viewing window	PC
5	Filter	Active carbon
-	Seals	NBR
Note on materials		RoHS-compliant
		Free of copper and PTFE

Standard flow rate q_n as a function of the differential pressure p_{1-2}

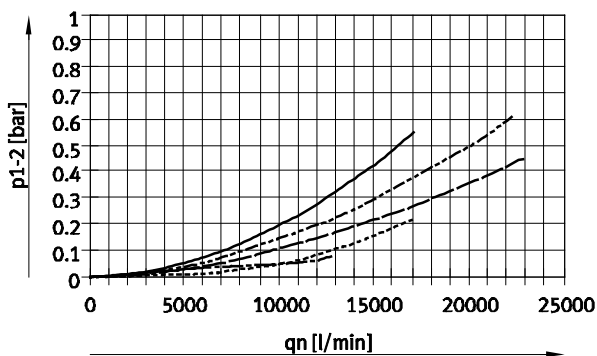
With connecting plate MS12-AGF, Pneumatic connection G1



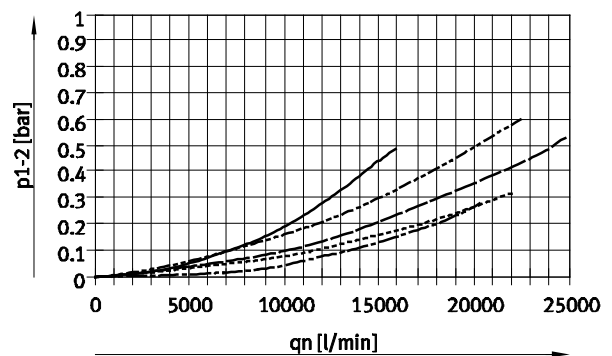
With connecting plate MS12-AGG, Pneumatic connection G1¼



With connecting plate MS12-AGH, Pneumatic connection G1½



With connecting plate MS12-AGI, Pneumatic connection G2



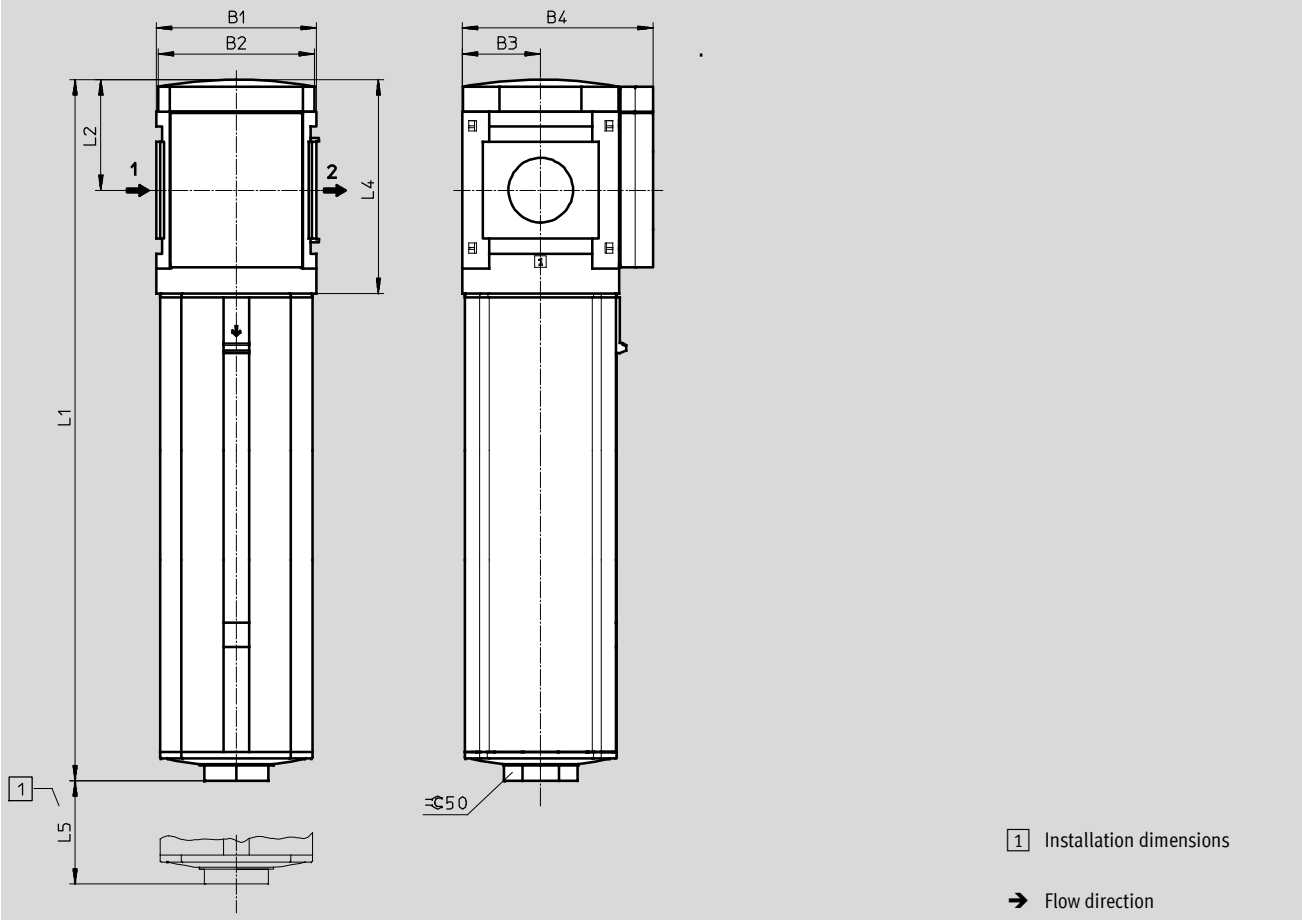
- p_1 : 4 bar
- - - p_1 : 6 bar
- · - p_1 : 8 bar
- · · p_1 : 10 bar
- - - p_1 : 12 bar

Active carbon filters MS12-LFX, MS series

Technical data

Dimensions – Basic version

Download CAD data → www.festo.com



Type	B1	B2	B3	B4	L1	L2	L4	L5
MS12-LFX	124	122	61	148	543	86	166	350

Ordering data

Metal bowl

Size	Connection	Part No.	Type
MS12	G1 ... G2 ¹⁾	537155	MS12-LFX-G-U

1) Connecting plate must be ordered separately as an accessory → Internet: ms12-ag

– † – Note: This product conforms to ISO 1179-1 and to ISO 228-1

Active carbon filters MS12-LFX, MS series

Ordering data – Modular products

M Mandatory data						O Options	
Module No.	Series	Size	Function	Connection size	Bowl	Type of mounting	Alternative flow direction
535043	MS	12	LFX	AGF AGG AGH AGI G	U	WP	Z
Order example							
535043	MS	12	LFX	AGF	U	WP	Z

Ordering table				Condi- tions	Code	Enter code
Grid dimension	[mm]	124				
M	Module No.	535043				
	Series	Standard			MS	MS
	Size	12			12	12
	Function	Active carbon filter			-LFX	-LFX
	Connection size	Connecting plate G1			-AGF	
		Connecting plate G1¼			-AGG	
		Connecting plate G1½			-AGH	
		Connecting plate G2			-AGI	
		Module without connecting thread, without connecting plate			-G	
	Bowl	Metal bowl			-U	-U
O	Type of mounting	Mounting bracket		1	-WP	
	Alternative flow direction	Flow direction from right to left			-Z	

1 WP Only with connecting plate AGF, AGG, AGH or AGI.

Transfer order code

535043	MS	12	-	LFX	-		-	U	-		-	
--------	----	----	---	-----	---	--	---	---	---	--	---	--

Filters MS-LF/LFM/LFX, MS series

Accessories

Filter cartridges, MS4/MS6 series



Ordering data				
Size	Filter cartridge	Grade of filtration [µm]	Part No.	Type
MS4	Micro-filter cartridge	0.01	162674	MS4/D-MINI-LFM-A
	Fine-filter cartridge	1	162677	MS4/D-MINI-LFM-B
	Filter cartridge (colour: blue)	5	534501	MS4-LFP-C
	Filter cartridge (colour: white)	40	534502	MS4-LFP-E
	Activated carbon filter cartridge	–	532912	MS4/D-MINI-LFX
MS6	Micro-filter cartridge	0.01	532909	MS6-LFM-A
	Fine-filter cartridge	1	532910	MS6-LFM-B
	Filter cartridge (colour: blue)	5	534499	MS6-LFP-C
	Filter cartridge (colour: white)	40	534500	MS6-LFP-E
	Activated carbon filter cartridge	–	532911	MS6-LFX
High flow rate HF				
MS6	Micro-filter cartridge	0.01	552093	MS6-LFM-A-HF
	Fine-filter cartridge	1	552092	MS6-LFM-B-HF
	Activated carbon filter cartridge	–	552094	MS6-LFX-HF
Range of application HP, suitable for sealing air and cleaning air				
MS6	Micro-filter cartridge	0,01	547922	MS6-LFM-AI
	Fine-filter cartridge	1	547923	MS6-LFM-BI
	Activated carbon filter cartridge	–	547925	MS6-LFX-AKI

Filters MS-LF/LFM/LFX, MS series

Accessories

FESTO

Filter cartridges, MS9 series




Ordering data				
Size	Filter cartridge	Grade of filtration [µm]	Part No.	Type
MS9	Micro-filter cartridge	0.01	553036	MS9-LFM-A
	Fine-filter cartridge	1	553037	MS9-LFM-B
	Filter cartridge	5	570309	MS9-LFP-C
	Filter cartridge	40	570310	MS9-LFP-E
	Activated carbon filter cartridge	-	552946	MS9-LFX
High flow rate HF				
MS9	Micro-filter cartridge	0.01	552944	MS9-LFM-A-HF
	Fine-filter cartridge	1	552945	MS9-LFM-B-HF

Filters MS-LF/LFM/LFX, MS series

FESTO

Accessories

Filter cartridges, MS12 series



Ordering data				
Size	Filter cartridge	Grade of filtration [µm]	Part No.	Type
MS12	Micro-filter cartridge	0.01	537146	MS12-LFM-A
	Fine-filter cartridge	1	537145	MS12-LFM-B
	Filter cartridge	5	537143	MS12-LFP-C
	Filter cartridge	40	537144	MS12-LFP-E
	Activated carbon filter cartridge	-	537147	MS12-LFX