




















- Co-ordinated combinations
- Versatile range of combination options
- Sturdy and functional
- Stainless steel variants





Mounting components

Selection aid

FESTO

Mounting components												
Possible combinations	Swivel flange										→ Page/ Internet	
	SNC	SNCB	SNCS	SNG	SNGB	SSNG	SUA	SZB	SZSB	SNCL		
												
Clevis foot												
LBN		-	-	-	-	-	-	■	-	■	■	4
LN		-	■	-	-	■	-	■	■	-	-	5
LNG		-	■	-	-	■	-	■	-	-	-	6
LBG		-	-	■	-	-	■	-	-	-	-	7
LSN		-	■	-	-	■	-	■	-	-	-	8
LSNG		■	-	-	■	-	-	-	-	-	-	9
LSNSG		■	-	-	■	-	-	-	-	-	-	10
LQG		-	-	■ ¹⁾	-	-	-	-	-	-	-	11
Threaded bolt												
GBS		For swivel mounting of drives – DSEU, ESEU (∅ 50/63 mm)										14







1) Not possible in combination LQG-125 with SNCS-125.




Possible combinations	Trunnion flange		Trunnion mounting kit	→ Page/ Internet	
	ZNCF	ZNG	ZNCM		
					
Trunnion supports					
LNZG		■	■	■	12









Mounting components

Selection aid

FESTO

Mounting components – Stainless steel					
Possible combinations	Swivel flange		Trunnion flange	→ Page/Internet	
	SNCB-R3	SNCL-R3	CRZNG		
					
Clevis foot					
CRLBN		-	■	-	4
CRLNG		■	-	-	6
Trunnion supports					
CRLNZG		-	-	■	12

Mounting components – Stainless steel			→ Page/Internet
	Brief description		
Clevis foot			
CRLBN	 For swivel mounting of drives – CRDSNU (∅ 12 ... 25 mm)		4
CRSBS	 For swivel mounting of drives – CRDSW (∅ 32 ... 63 mm) – CRDG (∅ 32 ... 63 mm)		13
Threaded bolt			
CRGBS	 For swivel mounting of drives – CRDSW (∅ 32 ... 63 mm) – CRDG (∅ 32 ... 63 mm)		14

Mounting accessories			→ Page/Internet
	Brief description		
Slot nut			
NST	 For profile slots in linear units, drives and axes as well as passive guide axes		15
NST-HMV	 For multi-axis systems		15
NSTL	 For slides in linear drives and axes as well as passive guide axes		16
NSTH	 For slides in heavy-duty guides HD		16
Centring pin			
ZBS	 For device interfaces on drives, axes and grippers		17
Centring sleeve			
ZBH	 For device interfaces on drives, axes and grippers		17
Central mounting			
SLZZ	 For device interfaces on drives and axes		18
Slot cover			
ABP	 For mounting and sensor slots		18

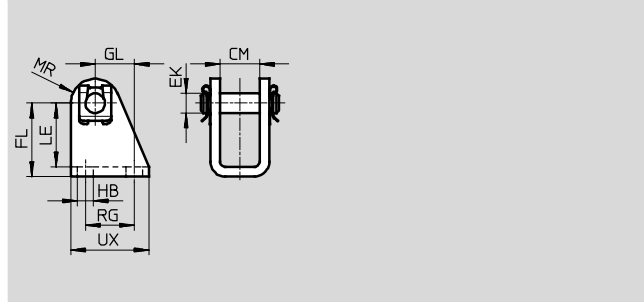
Clevis feet LBN/CRLBN

Technical data

FESTO

Clevis foot LBN

Material:
Galvanised steel
Free of copper and PTFE
RoHS-compliant

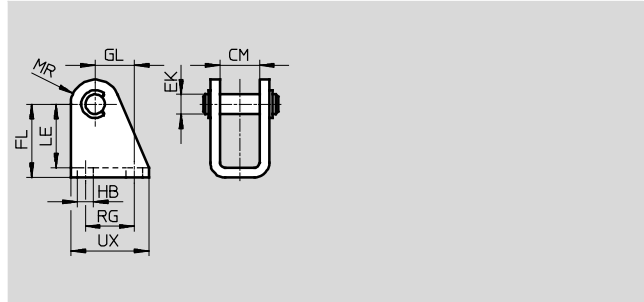


Dimensions and ordering data													
For Ø	CM	EK Ø	FL	GL	HB Ø	LE	MR	RG	UX	CRC ¹⁾	Weight [g]	Part No.	Type
[mm]													
8/10	8.1	4	24 +0.3/-0.2	13.8	4.5	21.5	5	12.5	20	2	22	6 057	LBN-8/10
12/16	12.1	6	27 +0.3/-0.2	13	5.5	24	7	15	25	2	40	6 058	LBN-12/16
20/25	16.1	8	30 +0.4/-0.2	16	6.6	26	10	20	32	2	81	6 059	LBN-20/25
32	16.1	10	35 +0.4/-0.2	18.5	6.6	31	11	24	35	2	109	195 860	LBN-32
40	18.1	12	40 +0.4/-0.2	24.5	9	35	13	30	45	2	192	195 861	LBN-40
50/63	21.1	16	45 +0.5/-0.2	28	9	39	14	34	50	2	302	195 862	LBN-50/63

- 1) Corrosion resistance class 2 according to Festo standard 940 070
Components requiring moderate corrosion resistance. Externally visible parts with primarily decorative surface requirements which are in direct contact with a surrounding industrial atmosphere or media such as cooling or lubricating agents.

Clevis foot CRLBN, stainless steel

Material:
High-alloy steel
Free of copper and PTFE
RoHS-compliant



Dimensions and ordering data													
For Ø	CM	EK Ø	FL	GL	HB	LE	MR	RG	UX	CRC ¹⁾	Weight [g]	Part No.	Type
[mm]													
12/16	12.1	6	27 +0.3/-0.2	13	5.5	24	7	15	25	4	55	161 862	CRLBN-12/16
20/25	16.1	8	30 +0.4/-0.2	16	6.6	26	10	20	32	4	62	161 863	CRLBN-20/25
32	16.1	10	35 +0.4/-0.2	18.5	6.6	31	11	24	35	4	107	195 866	CRLBN-32
40	18.1	12	40 +0.4/-0.2	24.5	9	35	13	30	45	4	184	195 867	CRLBN-40
50/63	21.1	16	45 +0.5/-0.2	28	9	39	14	34	50	4	289	195 868	CRLBN-50/63

- 1) Corrosion resistance class 4 according to Festo standard 940 070
Components requiring higher corrosion resistance. Parts used with aggressive media, e.g. food or chemical industry. These applications should be supported with special tests with the media if required.

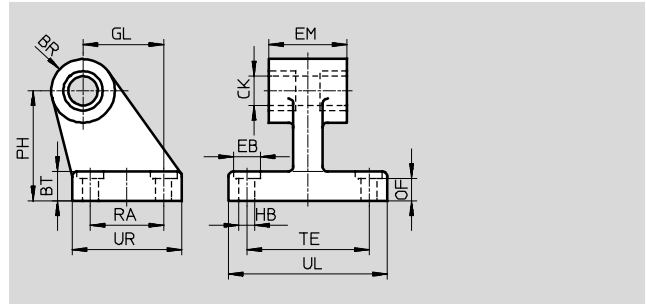
Clevis feet LN

Technical data

Clevis foot LN

Material:

- Ø 32 ... 50: High-alloy steel
- Ø 63 ... 320: Nodular graphite cast iron
- Free of copper and PTFE
- RoHS-compliant



Dimensions and ordering data																	
For Ø	BR	BT	CK	EB	EM	GL	HB	OF	PH	RA	TE	UL	UR	CRC ¹⁾	Weight	Part No.	Type
[mm]			Ø	Ø			Ø								[g]		
32	10	8	10 H9	-	25.8 -0.4	21	5.5	-	32	18	38	51	31	2	170	5 147	LN-32
40	11	10	12 H9	-	27.8 -0.4	24	5.5	-	36	22	41	54	35	2	220	5 148	LN-40
50	12	12	12 H9	-	31.8 -0.4	33	6.6	-	45	30	50	65	45	2	380	5 149	LN-50
63	14.5	12	16 H8	15	40 c11	37	6.6	10.8	50	35	52	67	51	2	505	5 150	LN-63
80	14.5	14	16 H8	20	50 c11	47	9	12.7	63	40	66	86	60	2	790	5 151	LN-80
100	18.5	15	20 H8	20	60 c11	55	9	13.7	71	50	76	96	70	2	1250	5 152	LN-100
125	22	20	25 H8	20	70 c11	70	11	18.6	90	60	94	124	90	2	2693	9 036	LN-125
160	31	25	30 H8	20	90 c11	97	14	23.6	115	88	118	156	126	2	6260	9 037	LN-160
200	31	30	30 H8	26	90 c11	105	16	28.5	135	90	122	162	130	2	7940	9 038	LN-200
250	38.5	35	40 H8	33	110 c11	128	22	33.5	165	110	150	200	160	2	13400	9 039	LN-250
320	44.5	40	45 H8	40	120 c11	150	26	38.5	200	122	170	234	186	2	21900	9 040	LN-320

1) Corrosion resistance class 2 according to Festo standard 940 070

Components requiring moderate corrosion resistance. Externally visible parts with primarily decorative surface requirements which are in direct contact with a surrounding industrial atmosphere or media such as cooling or lubricating agents.

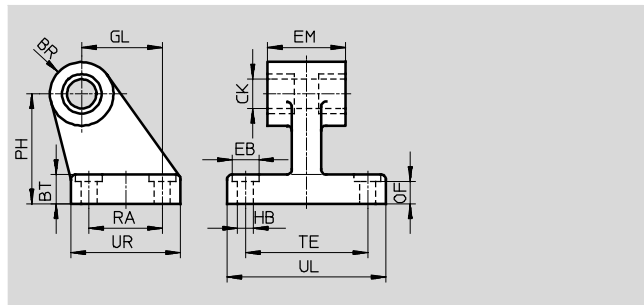
Clevis feet LNG/CRLNG

Technical data

Clevis foot LNG

Material:

- ∅ 32 ... 50: High-alloy steel
- ∅ 63 ... 200: Nodular graphite cast iron
- Free of copper and PTFE
- RoHS-compliant



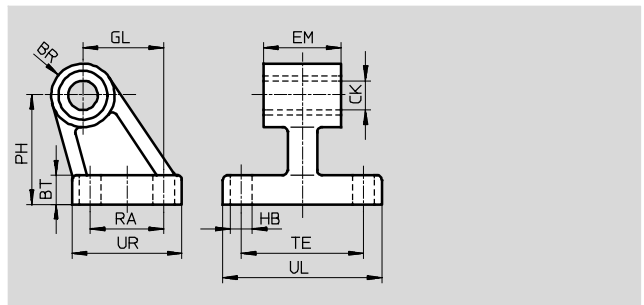
Dimensions and ordering data																	
For ∅	BR	BT	CK	EB	EM	GL	HB	OF	PH	RA	TE	UL	UR	CRC ¹⁾	Weight	Part No.	Type
[mm]			∅ D11	∅ H13			∅ H13								[g]		
32	10	8	10	–	25.8 ^{-0.4}	21	6.6	–	32	18	38	51	31	2	170	33 890	LNG-32
40	11	10	12	–	27.8 ^{-0.4}	24	6.6	–	36	22	41	54	35	2	190	33 891	LNG-40
50	12	12	12	–	31.8 ^{-0.4}	33	9	–	45	30	50	65	45	2	290	33 892	LNG-50
63	15	12	16	15	40 ^{c11}	37	9	10.8	50	35	52	67	50	2	450	33 893	LNG-63
80	15	14	16	18	50 ^{c11}	47	11	12.7	63	40	66	86	60	2	800	33 894	LNG-80
100	19	15	20	18	60 ^{c11}	55	11	13.7	71	50	76	96	70	2	1150	33 895	LNG-100
125	22	20	25	20	70 ^{c11}	70	14	18.6	90	60	94	124	90	2	2640	33 896	LNG-125
200	31	30	30	26	90 ^{c11}	105	18	28.5	135	90	122	162	130	2	8150	33 898	LNG-200

1) Corrosion resistance class 2 according to Festo standard 940 070
 Components requiring moderate corrosion resistance. Externally visible parts with primarily decorative surface requirements which are in direct contact with a surrounding industrial atmosphere or media such as cooling or lubricating agents.

Clevis foot CRLNG, stainless steel

Material:

- Special steel casting
- Free of copper and PTFE



Dimensions and ordering data																
For ∅	BR	BT	CK	EM	GL	HB	PH	RA	TE	UL	UR	CRC ¹⁾	Weight	Part No.	Type	
[mm]			∅ D11	-0.4		∅ H13							[g]			
32	10	8	10	25.8	21	6.6	32	18	38	51	31	4	120	161 840	CRLNG-32	
40	11	10	12	27.8	24	6.6	36	22	41	54	35	4	160	161 841	CRLNG-40	
50	12	12	12	31.8	33	9	45	30	50	65	45	4	280	161 842	CRLNG-50	
63	15	12	16	39.8	37	9	50	35	52	67	50	4	375	161 843	CRLNG-63	
80	15	14	16	49.8	47	11	63	40	66	86	60	4	580	161 844	CRLNG-80	
100	19	15	20	59.8	55	11	71	50	76	96	70	4	935	161 845	CRLNG-100	
125	22	20	25	69.8	70	14	90	60	94	124	90	4	2530	176 951	CRLNG-125	

1) Corrosion resistance class 4 according to Festo standard 940 070
 Components requiring higher corrosion resistance. Parts used with aggressive media, e.g. food or chemical industry. These applications should be supported with special tests with the media if required.

Clevis feet LBG

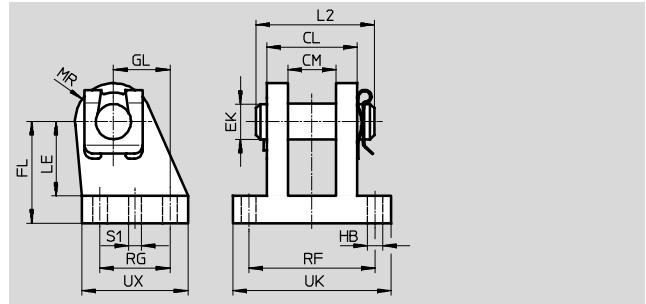
Technical data

Clevis foot LBG

The pivot pin is secured against rotation with a dowel pin.

Material:

Nodular graphite cast iron
Free of copper and PTFE
RoHS-compliant



Dimensions and ordering data																		
For \varnothing	CL	CM	EK \varnothing	FL	GL	HB \varnothing	L2	LE	MR	RF	RG	S1 \varnothing	UK	UX	CRC ¹⁾	Weight [g]	Part No.	Type
[mm]	± 0.2																	
32	28	14.1	10	32	16 ± 0.25	6.8	35	24	12	42	20 ± 0.3	4.8	56	36	2	220	31 761	LBG-32
40	30	16.1	12	36	20 ± 0.3	6.8	39	26	14	44	26 ± 0.3	5.8	58	41.5	2	300	31 762	LBG-40
50	40	21.1	16	45	25 ± 0.3	9.2	50	33	15	56	31 ± 0.4	5.8	70	47	2	540	31 763	LBG-50
63	40	21.1	16	50	25 ± 0.3	9	50	38	17	56	31 ± 0.4	7.8	70	45	2	580	31 764	LBG-63
80	50	25.1	20	63	30	11	60	49	18	70	36	7.8	89	55	2	1050	31 765	LBG-80
100	50	25.1	20	71	41	11	60	56	22	70	46	9.8	89	65	2	1375	31 766	LBG-100
125	80	37.2	30	90	60	14	89	70	26	106	70	11.8	128	96	2	4140	31 767	LBG-125

1) Corrosion resistance class 2 according to Festo standard 940 070

Components requiring moderate corrosion resistance. Externally visible parts with primarily decorative surface requirements which are in direct contact with a surrounding industrial atmosphere or media such as cooling or lubricating agents.

Clevis feet LSN

Technical data

FESTO

Clevis foot LSN

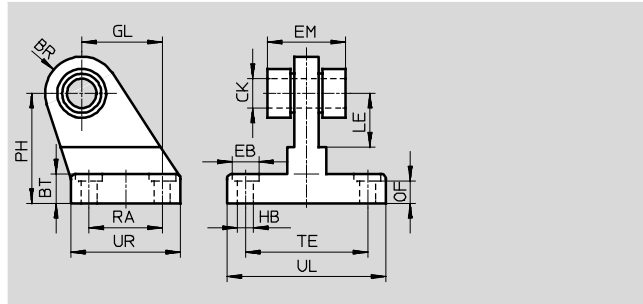

with spherical bearing

Material:

Nodular graphite cast iron

Ø 32 ... 200: Free of copper and PTFE

RoHS-compliant



Dimensions and ordering data									
For Ø	BR	BT	CK Ø	EB Ø	EM	GL	HB Ø	LE	OF
[mm]	-1								
32	13	10	10 -0.008	10	25.8	21	5.5	16	4.5
40	15	10	12 -0.008	10	27.8	24	5.5	20	4.3
50	15	12	12 -0.008	11	31.8	33	6.6	22	5.2
63	20	12	16 -0.008	11	39.8	37	6.6	30	5.2
80	20	14	16 -0.008	15	49.8	47	9	31	5
100	24	15	20 -0.010	15	59.8	55	9	38	6
125	33	20	25 -0.010	22	69.8	70	11	-	18
160	36	25	30 -0.010	26	89.8	97	13.5	-	22
200	36	30	30 -0.010	30	89.8	105	16	-	27
250	43	35	40 -0.012	40	109.5	128	22	-	32
320	54	40	45 -0.012	48	119.8	150	26	-	37

For Ø	PH	RA	TE	UL	UR	CRC ¹⁾	Weight	Part No.	Type
[mm]	±0.5						[g]		
32	32	18	38	51	31	2	160	5 561	LSN-32
40	36	22	41	54	35	2	220	5 562	LSN-40
50	45	30	50	65	45	2	380	5 563	LSN-50
63	50	35	52	67	50	2	535	5 564	LSN-63
80	63	40	66	86	60	2	850	5 565	LSN-80
100	71	50	76	96	70	2	1280	5 566	LSN-100
125	90	60	94	124	90	2	2685	6 987	LSN-125
160	115	88	118	156	126	2	5545	6 988	LSN-160
200	135	90	122	162	130	2	7450	6 989	LSN-200
250	165	110	150	200	160	2	13410	6 990	LSN-250
320	200	122	170	234	186	2	16960	6 991	LSN-320

1) Corrosion resistance class 2 according to Festo standard 940 070

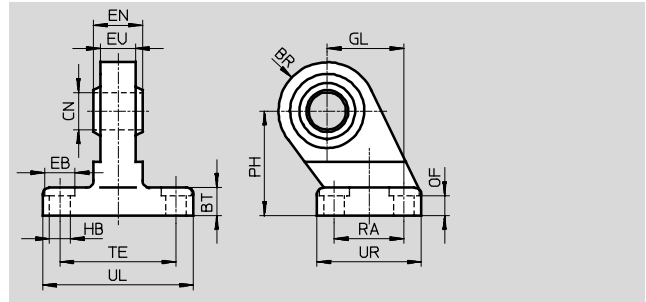

Components requiring moderate corrosion resistance. Externally visible parts with primarily decorative surface requirements which are in direct contact with a surrounding industrial atmosphere or media such as cooling or lubricating agents.

Clevis feet LSNG

Technical data

Clevis foot LSNG
with spherical bearing

Material:
 Ø 32 ... 50: High-alloy steel
 Ø 63 ... 200: Nodular graphite cast iron
 RoHS-compliant



Dimensions and ordering data									
For Ø	BR	BT	CN Ø	EB Ø	EN	EU	GL	HB Ø	OF
[mm]				+0.5	-0.1	-0.2	js14	H13	
32	15	10 +0.2	10 +0.013	-	14	10.5	21	6.6	8.5 +0.8
40	17	10 +0.2	12 +0.015	-	16	12	24	6.6	8.5 +0.8
50	20	12 +0.2	16 +0.015	-	21	15	33	9	10.5 +0.8
63	21+1.5/-0.5	12 +0.6	16 +0.015	-	21	15	37	9	10.5 +0.8
80	26+1.5/-0.5	14 +0.6	20 +0.018	-	25	18	47	11	12 +0.8
100	29	15 +0.6	20 +0.018	-	25	18	55	11	13 +0.8
125	39	20 +0.7	30 +0.018	20	37	25	70	14	17 +1
160	42	25 +0.7	35 +0.021	20	43	28	97	14	21 +1
200	42	30 +0.7	35 +0.021	26	43	28	105	18	26.5 +1

For Ø	PH	RA	TE	UL	UR	CRC ¹⁾	Weight	Part No.	Type
[mm]	js14	js14	js14				[g]		
32	32	18	38	51	31	2	185	31 740	LSNG-32
40	36	22	41	54	35	2	245	31 741	LSNG-40
50	45	30	50	65	45	2	455	31 742	LSNG-50
63	50	35	52	67 ⁺¹	50 ⁺¹	2	585	31 743	LSNG-63
80	63	40	66	86 ⁺¹	60 ⁺¹	2	1025	31 744	LSNG-80
100	71	50	76	96 ₋₁	70 ₋₁	2	1390	31 745	LSNG-100
125	90	60	94	124 ₋₁	90 ₋₁	2	3137	31 746	LSNG-125
160	115	88	118	156 ₋₁	126 ₋₁	2	4273	152 599	LSNG-160
200	135	90	122	162 ₋₁	130 ₋₁	2	5908	152 600	LSNG-200

1) Corrosion resistance class 2 according to Festo standard 940 070
 Components requiring moderate corrosion resistance. Externally visible parts with primarily decorative surface requirements which are in direct contact with a surrounding industrial atmosphere or media such as cooling or lubricating agents.

Clevis foot LSNSG

Technical data

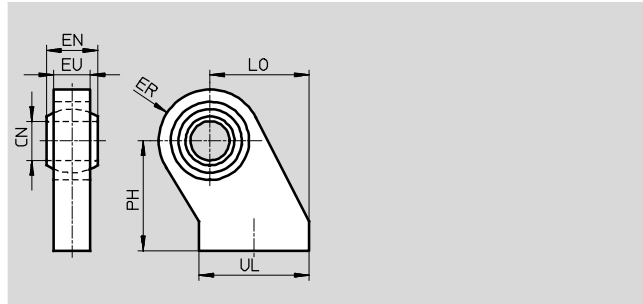

FESTO

Clevis foot LSNSG

weld-on,
with spherical bearing

Material:

Ø 32 ... 100: Galvanised steel
Ø 125: Tempered steel, galvanised
RoHS-compliant



Dimensions and ordering data											
For Ø	CN Ø	EN	ER	EU	LO	PH	UL	CRC ¹⁾	Weight	Part No.	Type
[mm]		-0.1	±0.5		±0.5	js15			[g]		
32	10 +0.013	14	15.5	10	27.5	32	28.5	2	105	31 747	LSNSG-32
40	12 +0.015	16	17.5	12	30.5	36	33.5	2	160	31 748	LSNSG-40
50	16 +0.015	21	20.5	15	40.5	45	43.5	2	300	31 749	LSNSG-50
63	16 +0.015	21	22.5	15	44.5	50	48	2	370	31 750	LSNSG-63
80	20 +0.018	25	28.5	18	57	63	58	2	700	31 751	LSNSG-80
100	20 +0.018	25	29.5	18	65	71	67.5	2	830	31 752	LSNSG-100
125	30 +0.018	37	39.5	25	85	90	87.5	2	1960	31 753	LSNSG-125

1) Corrosion resistance class 2 according to Festo standard 940 070

Components requiring moderate corrosion resistance. Externally visible parts with primarily decorative surface requirements which are in direct contact with a surrounding industrial atmosphere or media such as cooling or lubricating agents.

Clevis feet LQG

Technical data

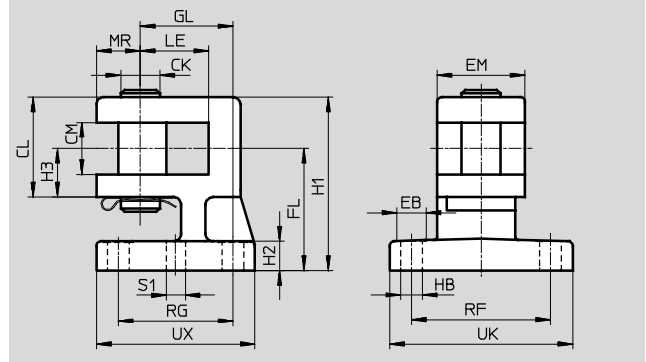

FESTO

Right-angle clevis mounting LQG

The pivot pin is secured against rotation with a dowel pin.

Material:

Nodular graphite cast iron
Free of copper and PTFE
RoHS-compliant



Dimensions and ordering data											
For \varnothing	CK	CL	CM	EB	EM	FL	GL	H1	H2	H3	HB
[mm]	\varnothing h9		+0.2	\varnothing							\varnothing
32	10	27	14.2	11	25	32 ±0.3	22 ±0.3	45 ±0.5	9	14	6.6
40	12	31	16.2	11	25	36 js14	22 js14	52 ±0.5	9	15	6.6
50	16	41	21.2	15	32	45 js14	36 js14	66 ±0.5	9	20	9
63	16	41	21.2	15	36	50 js14	38 js14	71	12	20	9
80	20	51	25.1	18	36	63 js14	39 js14	89	14	25	11
100	20	51	25.1	18	42	71 js14	51 js14	97	14	25	11
125	30	80	37.1	19	50	90 ±0.4	60 js14	130	20	40	14

For \varnothing	LE	MR	RF	RG	S1	UK	UX	CRC ¹⁾	Weight	Part No.	Type
[mm]					\varnothing				[g]		
32	18	12.5	40 ±0.3	29 ±0.3	4.8	56	45	1	301	31 768	LQG-32
40	22	15	40 js14	29 js14	5.8	56	45	1	369	31 769	LQG-40
50	28	18	52 js14	40 js14	5.8	70	58	1	706	31 770	LQG-50
63	28	18	57 js14	47 js14	7.8	75	65	1	784	31 771	LQG-63
80	31	20	58 js14	48 js14	9.8	80	70	1	1125	31 772	LQG-80
100	34	22	64 js14	54 js14	9.8	90	80	1	1492	31 773	LQG-100
125	38	32	104 js14	70 js14	11.5	130	96	1	3774	31 774	LQG-125

1) Corrosion resistance class 1 according to Festo standard 940 070
Components with light corrosion exposure. Protection for transport and storage. Components without significant decorative function or surface, e.g. installed out of sight internally or behind covers.

Trunnion supports LNZG/CRLNZG

Technical data

Trunnion support LNZG

Material:

Trunnion support:

32 ... 125: Anodised aluminium

160 ... 320: Galvanised steel

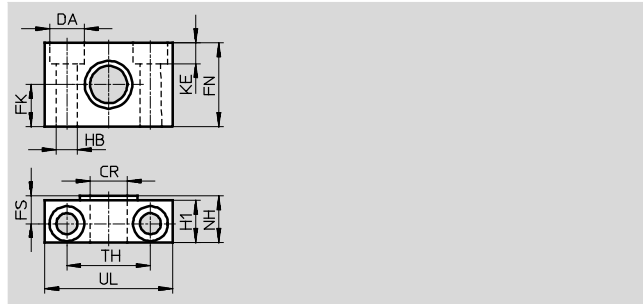

Plain bearing:

32 ... 200: Plastic

250 ... 320: Sintered bronze

32 ... 200: Free of copper and PTFE

RoHS-compliant



Dimensions and ordering data															
For \varnothing	CR	DA	FK	FN	FS	H1	HB	KE	NH	TH	UL	CRC ¹⁾	Weight	Part No.	Type
[mm]	\varnothing	\varnothing	\varnothing				\varnothing						[g]		
32	12 D11	11	15 ±0.1	30	10.5	15	6.6	6.8	18	32 ±0.2	46	2	83	32 959	LNZG-32
40/50	16 D11	15	18 ±0.1	36	12	18	9	9	21	36 ±0.2	55	2	129	32 960	LNZG-40/50
63/80	20 D11	18	20 ±0.1	40	13	20	11	11	23	42 ±0.2	65	2	178	32 961	LNZG-63/80
100/125	25 D11	20	25 ±0.1	50	16	24.5	14	13	28.5	50 ±0.2	75	2	306	32 962	LNZG-100/125
160/200	32 D11	26	30 ±0.2	60	22.5	36	18	17	40	60 ±0.3	92	2	659	35 780	LNZG-160/200
250	40 G7	33	35 ±0.2	70	27.5	45	22	21.5	50	90 ±0.3	140	2	2218	157 516	LNZG-250
320	50 G7	40	40 ±0.2	80	32.5	55	26	21.5	60	100 ±0.3	150	2	2934	157 517	LNZG-320

1) Corrosion resistance class 2 according to Festo standard 940 070

Components requiring moderate corrosion resistance. Externally visible parts with primarily decorative surface requirements which are in direct contact with a surrounding industrial atmosphere or media such as cooling or lubricating agents.

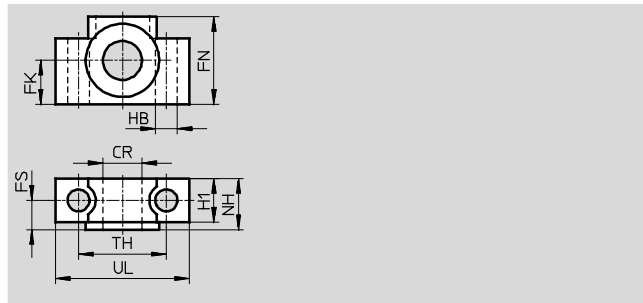

Trunnion support CRLNZG, stainless steel

Material:

High-alloy steel

Free of copper and PTFE

RoHS-compliant



Dimensions and ordering data															
For \varnothing	CR	FK	FN	FS	H1	HB	NH	TH	UL	CRC ¹⁾	Weight	Part No.	Type		
[mm]	\varnothing	\varnothing				\varnothing					[g]				
32	12	15	30	10.5	15	6.6	18	32	46	4	205	161 874	CRLNZG-32		
40/50	16	18	36	12	18	9	21	36	55	4	323	161 875	CRLNZG-40/50		
63/80	20	20	40	13	20	11	23	42	65	4	435	161 876	CRLNZG-63/80		
100	25	25	50	16	24.5	14	28.5	50	75	4	739	161 877	CRLNZG-100		

1) Corrosion resistance class 4 according to Festo standard 940 070

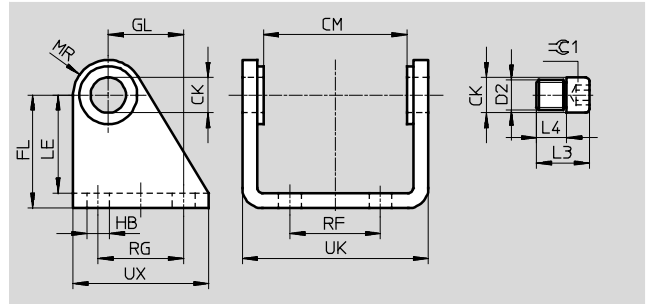
Components requiring higher corrosion resistance. Parts used with aggressive media, e.g. food or chemical industry. These applications should be supported with special tests with the media if required.

Clevis foot CRSBS

Technical data

Clevis foot CRSBS, stainless steel

Material:
High-alloy steel



Dimensions and ordering data											
For \varnothing	CK	CM	D1	D2	FL	GL	H1	HB	L3	L4	LE
[mm]	\varnothing H8/f7		\varnothing					\varnothing			
32	10	38.1	15	M8x1	35	20	4	7	14.5	6.5	31
40	12	46.1	20	M10x1	40	27	5	9	18.5	9	36
50	14	57.1	23	M12x1.5	45	30	6	9	23	12	39
63	16	70.4	23	M14x1.5	50	34	6	9	29	16	44

For \varnothing	MR	RF	RG	UK	UX	$\approx \varnothing 1$	CRC ¹⁾	Weight	Part No.	Type
[mm]							[g]	[g]		
32	12	20	24	50.1	40	5	4	130	162 955	CRSBS-32
40	13	28	30	60.1	50	6	4	200	162 956	CRSBS-40
50	14	36	34	74.1	54	6	4	310	162 957	CRSBS-50
63	15	42	35	88.1	65	8	4	440	162 958	CRSBS-63

1) Corrosion resistance class 4 according to Festo standard 940 070
Components requiring higher corrosion resistance. Parts used with aggressive media, e.g. food or chemical industry. These applications should be supported with special tests with the media if required.

Threaded bolts GBS/CRGBS

Technical data


Threaded bolt GBS

for swivel mounting of drives with appropriate design

Material:

Case-hardened steel

Free of copper and PTFE



Dimensions and ordering data									
For \varnothing	D1	L1	L2	TD	\approx C1	CRC ¹⁾	Weight	Part No.	Type
[mm]				\varnothing f8			[g]		
32	M8x1	14.5	6.5 ±0.1	10	5	2	10	9 236	GBS-32
40	M10x1	18.5	9 ±0.1	12	6	2	20	9 237	GBS-40
50	M12x1.5	23	12 ±0.2	14	6	2	40	9 238	GBS-50
63	M14x1.5	29	16 ±0.2	16	8	2	65	9 239	GBS-63

1) Corrosion resistance class 2 according to Festo standard 940 070

Components requiring moderate corrosion resistance. Externally visible parts with primarily decorative surface requirements which are in direct contact with a surrounding industrial atmosphere or media such as cooling or lubricating agents.


Threaded bolt CRGBS, stainless steel

for swivel mounting of drives with appropriate design

Material:

High-alloy steel

Free of copper and PTFE



Dimensions and ordering data									
For \varnothing	D1	L1	L2	TD	\approx C1	CRC ¹⁾	Weight	Part No.	Type
[mm]				\varnothing f8			[g]		
32	M8x1	14.5	6.5 ±0.1	10	5	4	10	163 132	CRGBS-32
40	M10x1	18.5	9 ±0.1	12	6	4	20	163 133	CRGBS-40
50	M12x1.5	23	12 ±0.2	14	6	4	40	163 134	CRGBS-50
63	M14x1.5	29	16 ±0.2	16	8	4	65	163 135	CRGBS-63

1) Corrosion resistance class 4 according to Festo standard 940 070

Components requiring higher corrosion resistance. Parts used with aggressive media, e.g. food or chemical industry. These applications should be supported with special tests with the media if required.

Slot nuts NST/NST-HMV

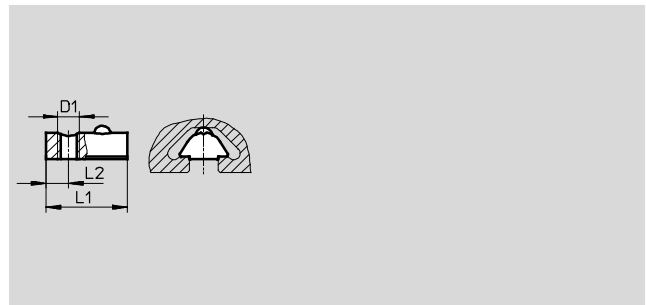
Technical data

Slot nut NST

for profile slots in linear units, drives and axes as well as passive guide axes

Material:

Non-alloyed tempered steel
Free of copper and PTFE



Dimensions and ordering data						
D1	L1	L2	CRC ¹⁾	Weight	Part No.	Type
	±0.5			[g]		
M5	12	4	2	3	150 914	NST-5-M5
M6	22.5	6.25	2	11	150 915	NST-8-M6

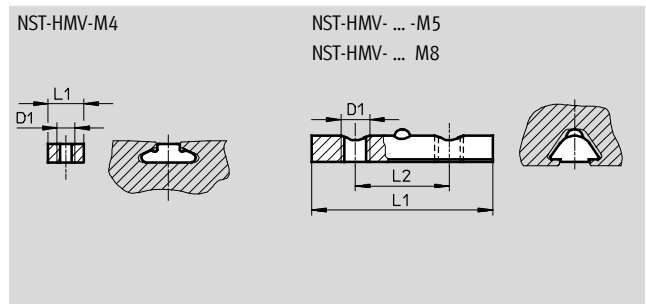
1) Corrosion resistance class 2 according to Festo standard 940 070
Components requiring moderate corrosion resistance. Externally visible parts with primarily decorative surface requirements which are in direct contact with a surrounding industrial atmosphere or media such as cooling or lubricating agents.

Slot nut NST-HMV

for multi-axis systems

Material:

Non-alloyed tempered steel
Free of copper and PTFE



Dimensions and ordering data						
D1	L1	L2	CRC ¹⁾	Weight	Part No.	Type
	±0.5			[g]		
M4	–	–	2	2	526 091	NST-HMV-M4
M5	24	12.5	2	7	526 094	NST-HMV-5-2-M5
M8	50	26	2	22	526 093	NST-HMV-8-2-M8

1) Corrosion resistance class 2 according to Festo standard 940 070
Components requiring moderate corrosion resistance. Externally visible parts with primarily decorative surface requirements which are in direct contact with a surrounding industrial atmosphere or media such as cooling or lubricating agents.

Slot nuts NSTL/NSTH

Technical data

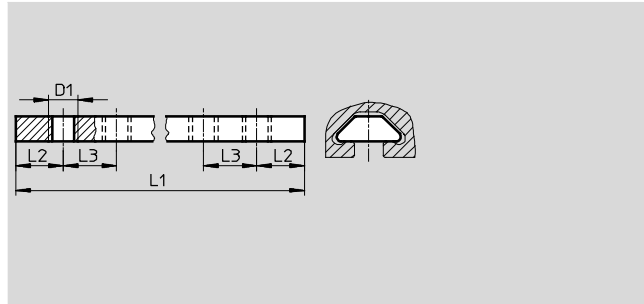



Slot nut NSTL

for slides on linear drives and axes as well as passive guide axes

Material:

Non-alloyed tempered steel
Free of copper and PTFE



Dimensions and ordering data							
D1	L1 ±0.5	L2	L3	CRC ¹⁾	Weight [g]	Part No.	Type
M5	100	13	15	2	23	158 410	NSTL-25
M5	128	14	15	2	30	158 411	NSTL-32
M5	166	25	20	2	40	158 412	NSTL-40
M8	199	24	20	2	138	158 413	NSTL-50
M8	229	30	35	2	160	158 414	NSTL-63
M8	319	30	35	2	228	161 356	NSTL-80

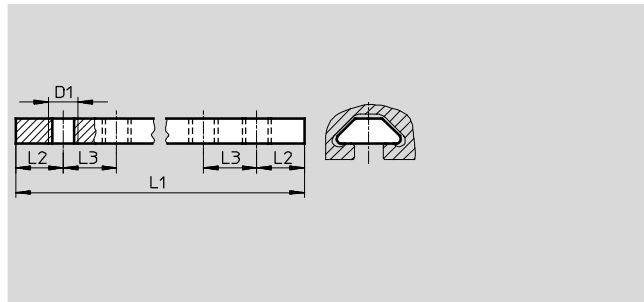

- 1) Corrosion resistance class 2 according to Festo standard 940 070
Components requiring moderate corrosion resistance. Externally visible parts with primarily decorative surface requirements which are in direct contact with a surrounding industrial atmosphere or media such as cooling or lubricating agents.

Slot nut NSTH

for slides on heavy-duty guides HD

Material:

Non-alloyed tempered steel
Free of copper and PTFE



Dimensions and ordering data							
D1	L1 ±0.5	L2	L3	CRC ¹⁾	Weight [g]	Part No.	Type
M3	89	15	15	2	7	161 018	NSTH-8
M5	119	15	15	2	28	161 019	NSTH-12
M5	159	25	20	2	38	161 020	NSTH-18
M8	209	25	20	2	146	161 021	NSTH-25
M8	259	30	35	2	184	161 022	NSTH-40


- 1) Corrosion resistance class 2 according to Festo standard 940 070
Components requiring moderate corrosion resistance. Externally visible parts with primarily decorative surface requirements which are in direct contact with a surrounding industrial atmosphere or media such as cooling or lubricating agents.

Centring pins/centring sleeves

Technical data

Centring pin ZBS

Material:
Corrosion resistant steel
Free of copper and PTFE
RoHS-compliant




Dimensions and ordering data						
D1	B1	CRC ¹⁾	Weight	Part No.	Type	PU ²⁾
∅						
h8	-0.2		[g]			
2	5	2	1	525 273	ZBS-2	10
5	5	2	1	150 928	ZBS-5	10

- 1) Corrosion resistance class 2 according to Festo standard 940 070
Components requiring moderate corrosion resistance. Externally visible parts with primarily decorative surface requirements which are in direct contact with a surrounding industrial atmosphere or media such as cooling or lubricating agents.
- 2) Packaging unit quantity

Centring sleeve ZBH

Material:
Corrosion resistant steel
Free of copper and PTFE
RoHS-compliant



Dimensions and ordering data							
D1	B1	D2	CRC ¹⁾	Weight	Part No.	Type	PU ²⁾
∅		∅					
h7	-0.2			[g]			
5	2.4	3.2	2	1	189 652	ZBH-5	10
7	3	5.3	2	1	186 717	ZBH-7	10
9	4	6.4	2	1	150 927	ZBH-9	10
12	5	10.3 +0.1	2	1	189 653	ZBH-12	10
15	6	12.4	2	3	191 409	ZBH-15	10

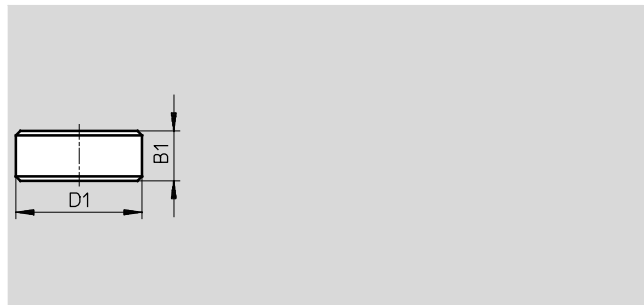
- 1) Corrosion resistance class 2 according to Festo standard 940 070
Components requiring moderate corrosion resistance. Externally visible parts with primarily decorative surface requirements which are in direct contact with a surrounding industrial atmosphere or media such as cooling or lubricating agents.
- 2) Packaging unit quantity

Central mountings/slot covers

Technical data

Central mounting SLZZ

Material:
Corrosion resistant steel
Free of copper and PTFE




Dimensions and ordering data					
D1	B1	CRC ¹⁾	Weight	Part No.	Type
∅			[g]		
h8	-0.2				
14	5	2	21	150 900	SLZZ-16/10
25	5.5	2	40	150 901	SLZZ-25/16
25	5.5	2	84	150 904	SLZZ-50/40

1) Corrosion resistance class 4 according to Festo standard 940 070
Components requiring higher corrosion resistance. Parts used with aggressive media, e.g. food or chemical industry. These applications should be supported with special tests with the media if required.

Slot cover ABP for mounting slots

Slot cover ABP-5-S for sensor slots

Material:
Acrylic butadiene styrene



Ordering data					
Slot type	Length	Weight	Part No.	Type	PU ¹⁾
	[m]	[g]			
Mounting slot	0.5	16	151 681	ABP-5	2
	0.5	42	151 682	ABP-8	2
Sensor slot	0.5	15	151 680	ABP-5-S	2
	0.5	13	563 360	ABP-5-S1	2

1) Packaging unit quantity