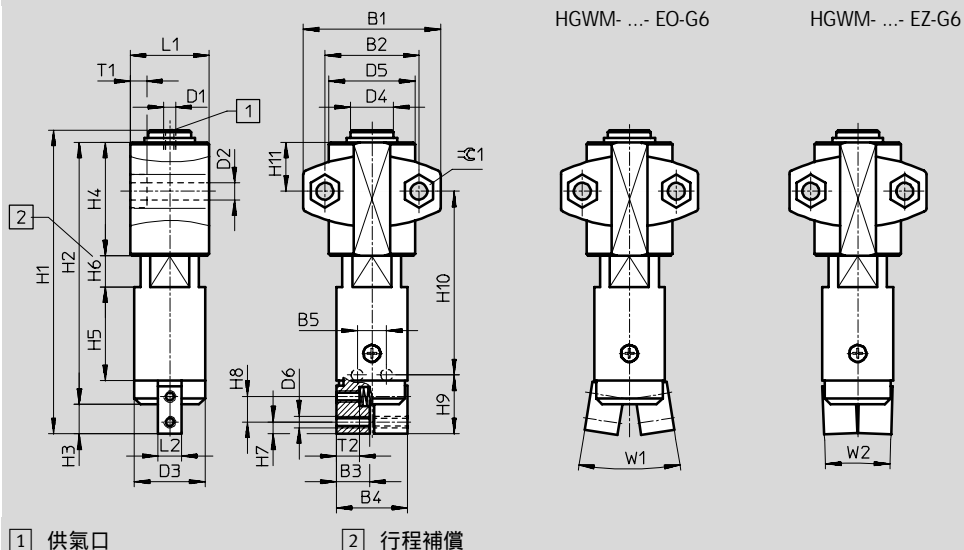


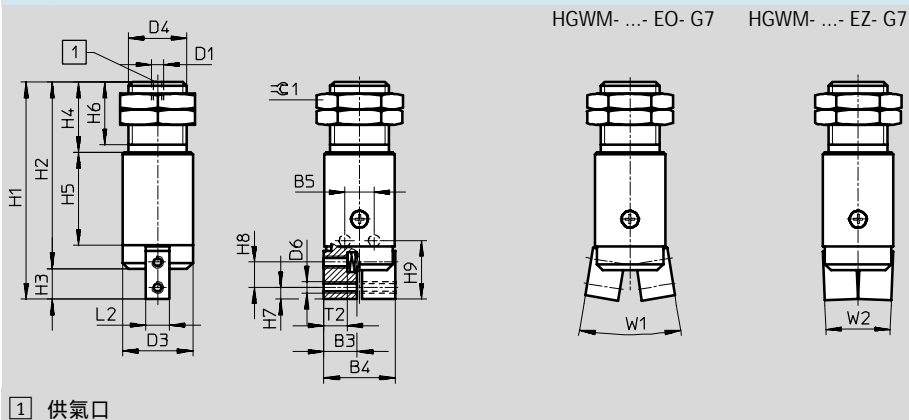
## 尺寸

CAD資料 → [xdki.festo.com.tw](http://xdki.festo.com.tw)

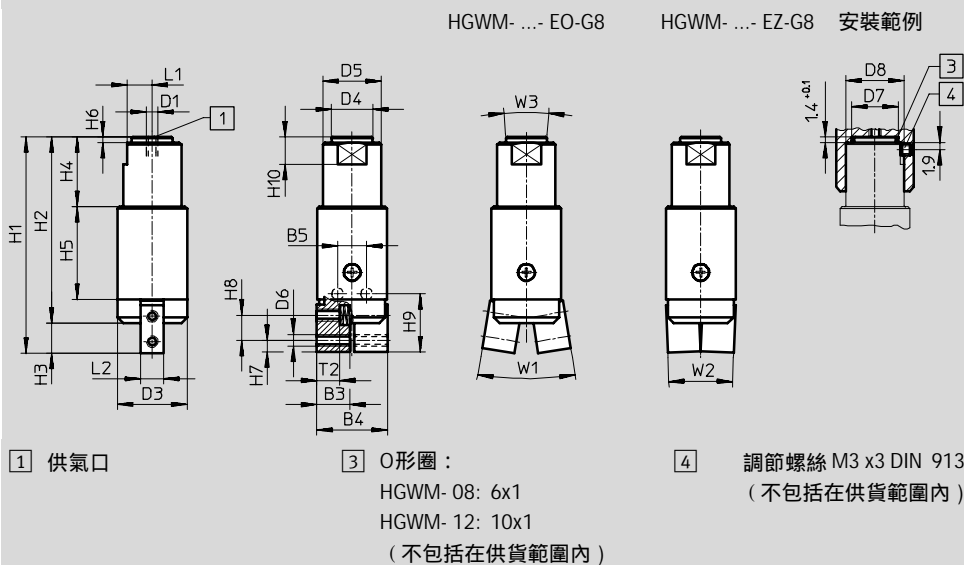
### G6 - 具行程補償



### G7 - 具外螺紋



### G8 - 具夾緊齊管



# 微型旋轉夾爪 HGWM

FESTO

型號	B1 ±0.1	B2 ±0.25	B3	B4 ±0.3	B5	D1	D2 ∅ +0.1	D3 ∅ +0.1	D4 ∅	D5 ∅	D6
HGWM-08-E0-G6	24	15	5.5	11.8	5±0.02	M3	3.4	12	8 <sub>-0.02/-0.05</sub>	15±0.5	M2
HGWM-08-EZ-G6											
HGWM-12-E0-G6	35	24	8.5	18.2	7.5 <sub>-0.05</sub>	M3	4.5	18	11 <sub>-0.02/-0.05</sub>	22±0.5	M3
HGWM-12-EZ-G6											
HGWM-08-E0-G7	-	-	5.5	11.8	5±0.02	M3	-	12	M10x1	-	M2
HGWM-08-EZ-G7											
HGWM-12-E0-G7	-	-	8.5	18.2	7.5 <sub>-0.05</sub>	M3	-	18	M15x1.5	-	M3
HGWM-12-EZ-G7											
HGWM-08-E0-G8	-	-	5.5	11.8	5±0.02	M3	-	12	6.6 <sub>-0.03</sub>	10 <sub>h8</sub>	M2
HGWM-08-EZ-G8											
HGWM-12-E0-G8	-	-	8.5	18.2	7.5 <sub>-0.05</sub>	M3	-	18	10.6 <sub>-0.03</sub>	15 <sub>h8</sub>	M3
HGWM-12-EZ-G8											

型號	D7 ∅ +0.1	D8 +0.1	H1 +0.25	H2	H3	H4	H5 +0.1	H6	H7	H8	H9 +0.1
HGWM-08-E0-G6	-	-	54	47±0.3	5±0.2	22 <sub>-0.3</sub>	16	0 ... 5 <sub>+0.6/-0.3</sub>	2	4.3	10
HGWM-08-EZ-G6											
HGWM-12-E0-G6	-	-	77.5	67±0.3	7.5	29 <sub>-0.3</sub>	24	0 ... 8 <sub>+0.6/-0.3</sub>	3	6.5	15
HGWM-12-EZ-G6											
HGWM-08-E0-G7	-	-	37	32 <sub>+0.3/-0.2</sub>	5±0.2	12	16	11	2	4.3	10
HGWM-08-EZ-G7											
HGWM-12-E0-G7	-	-	55.5	48 <sub>+0.3/-0.2</sub>	7.5	18	24	16	3	6.5	15
HGWM-12-EZ-G7											
HGWM-08-E0-G8	8	10	37	32 <sub>+0.3/-0.2</sub>	5±0.2	12	16	1.4 <sub>-0.1</sub>	2	4.3	10
HGWM-08-EZ-G8											
HGWM-12-E0-G8	12	15	55.5	48 <sub>+0.3/-0.2</sub>	7.5	18	24	1.4 <sub>-0.1</sub>	3	6.5	15
HGWM-12-EZ-G8											

型號	H10	H11 ±0.3	L1	L2 -0.02	T1 -0.2	T2 <sup>1)</sup>	W1 ±2°	W2 ±2°	W3 ±2°	∠C1
HGWM-08-E0-G6	32.4±0.6	9.5	14.2 <sub>-0.2</sub>	4	3	3.4±0.2	20°	4°	-	5.7
HGWM-08-EZ-G6						-	14°			
HGWM-12-E0-G6	47±0.6	12.5	20.2 <sub>-0.2</sub>	6	4	5.9	18.5°	3.5°	-	7.5
HGWM-12-EZ-G6						-	14°			
HGWM-08-E0-G7	-	-	-	4	-	3.4±0.2	20°	4°	-	12
HGWM-08-EZ-G7						-	14°			
HGWM-12-E0-G7	-	-	-	6	-	5.9	18.5°	3.5°	-	19
HGWM-12-EZ-G7						-	14°			
HGWM-08-E0-G8	5	-	4.5 <sub>-0.05</sub>	4	-	3.4±0.2	20°	4°	8°	-
HGWM-08-EZ-G8						-	14°			
HGWM-12-E0-G8	7	-	6.5 <sub>-0.05</sub>	6	-	5.9	18.5°	3.5°	8°	-
HGWM-12-EZ-G8						-	14°			

1) 不得超出螺紋的最大扭入深度

