

# Fibre-optic units SOE4

Product overview



- High precision fibre-optic units
- Switching frequencies up to 8,000 Hz
- Working ranges up to 2,000 mm
- Variants with LED display, switching and analogue outputs
- Setting via teach-in
- Comprehensive range of fibre-optic cables

Detailed product information

➔ [www.festo.com/catalogue/soe4](http://www.festo.com/catalogue/soe4)

Product overview						
Version	Type	Type of display	Timer function	Switching output	Analogue output	➔ Page/Internet
Fibre-optic unit	SOE4-FO-L	LED	–	PNP NPN	–	3
	SOE4-FO-D	LED display	1 ... 2,000 ms	PNP NPN	–	3
	SOE4-FO-D	LED display	1 ... 2,000 ms	PNP NPN	0 ... 10 V	3

# Fibre-optic units SOE4

Type codes

SOE4 - FO - D - H F2 - 1PU - K

Type	
SOE4	Fibre-optic unit

Input	
FO	Fibre-optic cable

Type of display	
L	LED
D	LED display

Type of mounting	
H	H-rail mounting or via through-holes

Fibre-optic cable connection	
F2	Fibre-optic cable Ø 2 mm

Electrical output	
1P	1 switching output PNP
1N	1 switching output NPN
1PU	1 switching output PNP and 0 ... 10 V analogue
1NU	1 switching output NPN and 0 ... 10 V analogue

Electrical connection	
K	Cable, 2 m long
M8	Plug M8x1

# Fibre-optic units SOE4

Technical data

FESTO

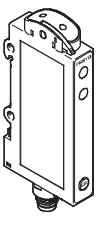
General technical data		
Type of display	LED	LED display
Working range	Depends on the measuring mode and fibre-optic cables, value tables → 5, 6	Depends on the measuring mode and fibre-optic cables, value tables for standard mode → 5, 6 Standard mode: 100% Fine mode: approx. 40% Fast mode: approx. 40% High-distance mode: approx. 190%
Mutual interference	–	Protected against interference with up to four devices mounted directly next to one another
Light type	Red	
Setting options	Teach-in Teach-in via electrical connection	

Electrical data		
Type of display	LED	LED display
Max. switching frequency [Hz]	1,500	Standard mode: 1,000 Fine mode: 125 Fast mode: 8,000 High-distance mode: 125
Timer function [ms]	–	1 ... 2,000
Operating voltage range [V DC]	10 ... 30	
Max. output current [mA]	100	
Protection against short circuit	Pulsed	
Protection against polarity reversal	For operating voltage	
Protection class	IP64	

Operating and environmental conditions		
Ambient temperature [°C]	–20 ... +60	
Ambient temperature with flexible cable installation [°C]	–5 ... +60	
CE symbol (see declaration of conformity)	In accordance with EU EMC directive <sup>1)</sup>	
Certification	C-UL-US listed (OL) C tick	

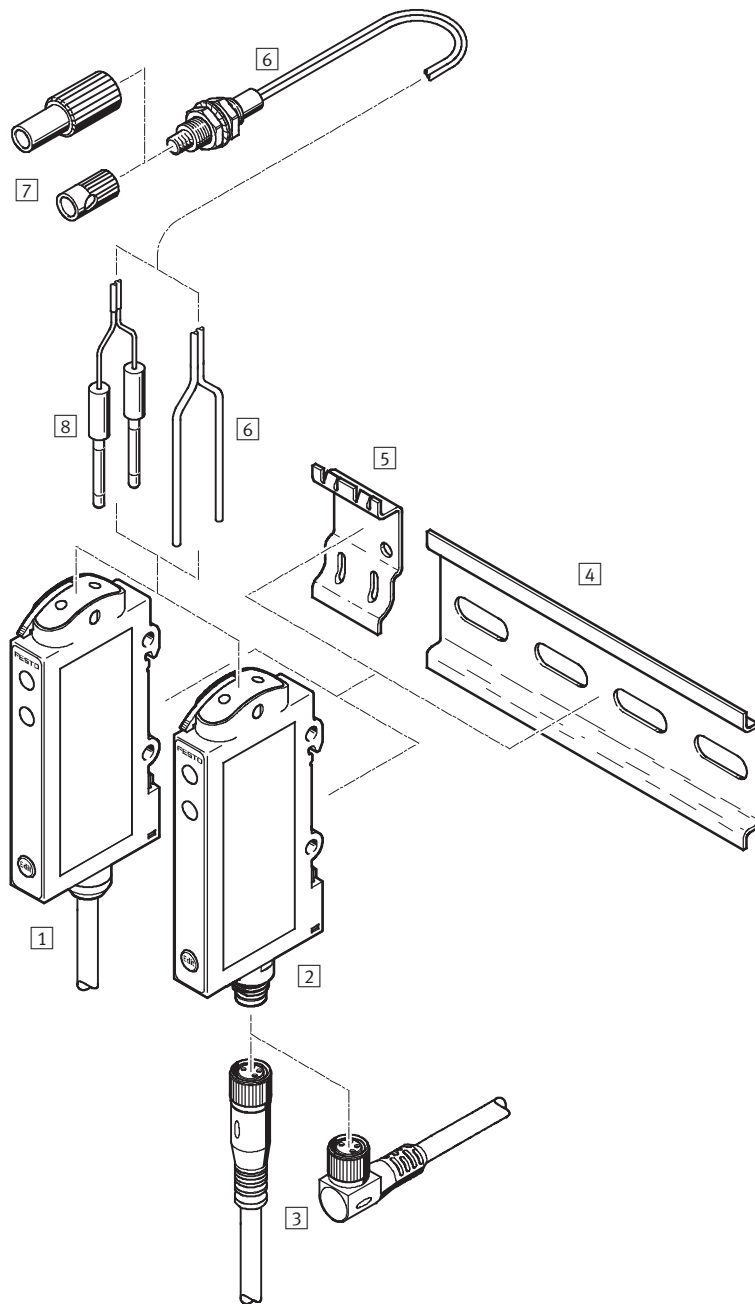
1) For information about the applicability of the component see the manufacturer's EC declaration of conformity at: [www.festo.com](http://www.festo.com) → Support → User documentation.  
If the component is subject to restrictions on usage in residential, office or commercial environments or small businesses, further measures to reduce the emitted interference may be necessary.

Materials	
Housing	Acrylic butadiene styrene
Cable sheath	Polyurethane

Ordering data						
Version	Type of display	Switching output, switching function	Analogue output	Electrical connection	Part No.	Type
	LED	PNP, switchable	–	Cable, 4-wire	552 795	SOE4-FO-L-HF2-1P-K
				Plug M8x1, 4-pin	552 796	SOE4-FO-L-HF2-1P-M8
		NPN, switchable	–	Cable, 4-wire	552 797	SOE4-FO-L-HF2-1N-K
				Plug M8x1, 4-pin	552 798	SOE4-FO-L-HF2-1N-M8
	LED display	PNP, switchable	–	Plug M8x1, 4-pin	552 799	SOE4-FO-D-HF2-1P-M8
				Plug M8x1, 4-pin	552 800	SOE4-FO-D-HF2-1N-M8
		PNP, switchable	0 ... 10 V	Cable, 5-wire	552 801	SOE4-FO-D-HF2-1PU-K
				Cable, 5-wire	552 802	SOE4-FO-D-HF2-1NU-K

# Fibre-optic units SOE4

Peripherals overview



Accessories	Brief description	→ Page/Internet	
1	Fibre-optic unit SOE4-...-K	With cable	3
2	Fibre-optic unit SOE4-...-M8	With plug M8x1, 4-pin	3
3	Connecting cable	With socket M8x1, 4-pin	8
4	Mounting rail to DIN EN 60715	For wall mounting of more than 2 fibre-optic units	-
5	Adapter plate SXE3-W	For wall mounting of max. 2 fibre-optic units	8
6	Fibre-optic cable	As diffuse sensor, through-beam sensor, fixed focus or series designs	5
7	Ancillary lens	For adapting the optical characteristics of fibre-optic cables	7
8	Adapter	For fibre-optic cables with O.D. 1.0 and 1.25 ... 1.3 mm	7
-	Fibre-optic cutter	For fibre-optic cables made from plastic with O.D. 1.0 and 1.25 ... 1.3 as well as 2.2 mm	7

# Fibre-optic units SOE4

Accessories

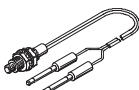
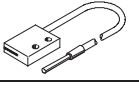
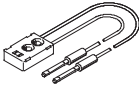
**FESTO**

Technical data – Fibre-optic cable (diffuse sensor)					
Special feature of fibre-optic cable		Standard	Coaxial	Large working range	Flexible
Working range <sup>1)</sup>	[mm]	140	75	200	130
Min. object diameter <sup>2)</sup>	[mm]	0.1	0.1	0.1	0.1
Min. bending radius	[mm]	25	15	40	2
Outer Ø	[mm]	2.2	1.25	2.2	1.3
Head size		M6	M4	M6	M4
Protection class		IP66			
Ambient temperature	[°C]	-55 ... +70			-40 ... +70
Material	Housing	High-alloy stainless steel	Nickel-plated brass	Nickel-plated brass	High-alloy stainless steel
	Fibre-optic cable	Polyethylene			

- 1) With SOE4-FO-L and SOE4-FO-D in standard mode  
 2) An attempt was made to obtain a signal at 10% of the range using a copper wire. The smallest wire diameter that was still detected corresponds to the diameter of the smallest detectable object.

Technical data – Fibre-optic cable (diffuse sensor)						
Special feature of fibre-optic cable		High temperature	Precision		Series	Fixed focus
Working range <sup>1)</sup>	[mm]	150	12	65	130	2 ... 10
Min. object diameter <sup>2)</sup>	[mm]	0.1	0.05	0.1	0.15	0.1
Min. bending radius	[mm]	25	10	15	25	25
Outer Ø	[mm]	2.2	1.0	1.25	2.2	2.2
Head size		M6	M3	M4	19x25x6 mm	13x19.6x5 mm
Protection class		IP66				
Ambient temperature	[°C]	-55 ... +115	-55 ... +70			
Material	Housing	High-alloy stainless steel			Nickel-plated brass	Acrylic butadiene styrene
	Fibre-optic cable	Polyethylene				

- 1) With SOE4-FO-L and SOE4-FO-D in standard mode  
 2) An attempt was made to obtain a signal at 10% of the range using a copper wire. The smallest wire diameter that was still detected corresponds to the diameter of the smallest detectable object.

Ordering data – Fibre-optic cable (diffuse sensor)							
Measuring method	Special feature of fibre-optic cable	Outer Ø <sup>1)</sup> [mm]	Sleeve length [mm]	Fibre-optic cable length			
				1 m		2 m	
				Part No.	Type	Part No.	Type
	Standard	2.2	-	552 838	SOOC-DS-M6-1-R25	552 836	SOOC-DS-M6-2-R25
			40	552 839	SOOC-DS-M6-1-R25-S4	552 837	SOOC-DS-M6-2-R25-S4
	Coaxial	1.25	-	-	552 842	SOOC-DS-C-M4-2-R15	-
	Large working range	2.2	-	552 841	SOOC-DS-H-M6-1-R40	552 840	SOOC-DS-H-M6-2-R40
	Flexible	1.3	-	-	552 843	SOOC-DS-F-M4-2-R2	-
	High temperature	2.2	-	-	552 809	SOOC-DS-M6-2-R25-T1	-
	Precision	1.25	-	552 804	SOOC-DS-P-M3-1-R10	552 844	SOOC-DS-P-M3-2-R10
			40	-	552 803	SOOC-DS-P-M3-2-R10-S4	-
1		-	552 807	SOOC-DS-P-M4-1-R15	552 805	SOOC-DS-P-M4-2-R15	
		40	552 808	SOOC-DS-P-M4-1-R15-S4	552 806	SOOC-DS-P-M4-2-R15-S4	
	Series	2.2	-	-	-	552 810	SOOC-DS-M-A11-2-R25
	Fixed focus	2.2	-	-	-	552 811	SOOC-DS-Q-2-R25

- 1) The scope of delivery for fibre-optic cables with fibre-optic cable Ø < 2.2 mm includes an adapter SASA

# Fibre-optic units SOE4

Accessories

FESTO

Technical data – Fibre-optic cable (through-beam sensor)					
Special feature of fibre-optic cable		Standard	Large working range	Flexible	High temperature
Working range <sup>1)</sup>	[mm]	400	650	300	400
Min. object diameter <sup>2)</sup>	[mm]	0.35	0.2	0.15	0.35
Min. bending radius	[mm]	25	40	2	25
Outer Ø	[mm]	2.2			
Head size		M4			
Protection class		IP66			
Ambient temperature	[°C]	-55 ... +70		-40 ... +70	-55 ... +115
Material	Housing	High-alloy stainless steel		Nickel-plated brass	High-alloy stainless steel
	Fibre-optic cable	Polyethylene			

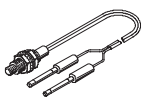
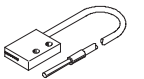
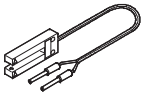
1) With SOE4-FO-L and SOE4-FO-D in standard mode

2) An attempt was made to obtain a signal at 10% of the range using a copper wire. The smallest wire diameter that was still detected corresponds to the diameter of the smallest detectable object.

Technical data – Fibre-optic cable (through-beam sensor)					
Special feature of fibre-optic cable		Precision		Series	Fork light barrier
Working range <sup>1)</sup>	[mm]	30	120	250	5
Min. object diameter <sup>2)</sup>	[mm]	0.05	0.2	0.1	0.2
Min. bending radius	[mm]	10	15	25	10
Outer Ø	[mm]	1.0	2.2	2.2	1.25
Head size		M3	M4	10x10x5 mm	41x15x7 mm
Fork pit size		-			5x29 mm
Protection class		IP66			
Ambient temperature	[°C]	-55 ... +70			
Material	Housing	High-alloy stainless steel		Nickel-plated brass	Acrylic butadiene styrene
	Fibre-optic cable	Polyethylene			

1) With SOE4-FO-L and SOE4-FO-D in standard mode

2) An attempt was made to obtain a signal at 10% of the range using a copper wire. The smallest wire diameter that was still detected corresponds to the diameter of the smallest detectable object.


Ordering data – Fibre-optic cable (through-beam sensor)							
Measuring method	Special feature of fibre-optic cable	Outer Ø <sup>1)</sup> [mm]	Sleeve length [mm]	Fibre-optic cable length			
				1 m		2 m	
				Part No.	Type	Part No.	Type
<b>Through-beam sensor</b>							
	Standard	2.2	-	552 814	SOOC-TB-M4-1-R25	552 812	SOOC-TB-M4-2-R25
			40	552 815	SOOC-TB-M4-1-R25-S4	552 813	SOOC-TB-M4-2-R25-S4
	Large working range	2.2	-	552 817	SOOC-TB-H-M4-1-R40	552 816	SOOC-TB-H-M4-2-R40
	Flexible	2.2	-	-	-	552 818	SOOC-TB-F-M4-2-R2
	High temperature	2.2	-	-	-	552 826	SOOC-TB-M4-2-R25-T1
	Precision	1	-	-	552 821	SOOC-TB-P-M3-1-R10	552 819
40				552 822	SOOC-TB-P-M3-1-R10-S4	552 820	SOOC-TB-P-M3-2-R10-S4
2.2		-	-	552 825	SOOC-TB-P-M4-1-R15	552 823	SOOC-TB-P-M4-2-R15
			40	-	-	552 824	SOOC-TB-P-M4-2-R15-S4
	Series	2.2	-	-	-	552 827	SOOC-TB-M-A5-2-R25
	Fork light barrier	1.25	-	-	-	552 828	SOOC-TB-P-C5-2-R10

1) The scope of delivery for fibre-optic cables with fibre-optic cable Ø < 2.2 mm includes an adapter SASA

# Fibre-optic units SOE4

Accessories


FESTO

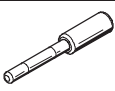
Technical data and order codes – Ancillary lenses							
	Lens function		Protection class	Ambient temperature [°C]	Material Housing	Part No.	Type
	Increasing working range	Factor 4 <sup>1)</sup> Factor 8 <sup>1)</sup>					
	Light exit 90°	Focussing <sup>2)</sup>	IP66	-30 ... +150	Nickel-plated brass	552 829	SASF-L1-LD-M2
					Anodised aluminium	552 832	SASF-L1-LD-M4
	Nickel-plated brass	552 830			SASF-L1-LA-M2		
	Anodised aluminium	552 831			SASF-L1-LS2-M4		

1) Depending on the fibre-optic cable


2) Light spot diameter 0.7 mm at a distance of 10 mm, depending on the fibre-optic cable

Compatibility table – Ancillary lenses					
Fibre-optic cable	SASF-L1-LD-M2	SASF-L1-LD-M4	SASF-L1-LA-M2	SASF-L1-LS2-M4	→ Page/Internet
Diffuse sensor					
SOOC-DS-P-M4-2-R15	■	–	–	■	5
SOOC-DS-P-M4-1-R15	■	–	–	■	
SOOC-DS-C-M4-2-R15	■	–	–	■	
Through-beam sensor					
SOOC-TB-M4-2-R25	■	■	■	■	6
SOOC-TB-M4-1-R25	■	■	■	■	
SOOC-TB-H-M4-2-R40	■	■	■	■	
SOOC-TB-H-M4-1-R40	■	■	■	■	
SOOC-TB-F-M4-2-R2	■	■	■	■	
SOOC-TB-P-M4-2-R15	■	■	■	■	
SOOC-TB-P-M4-1-R15	■	■	■	■	
SOOC-TB-M4-2-R25-T1	■	■	■	■	

 Note  
Only the fibre-optic cables listed here are suitable for combination with an ancillary lens.

Technical data and order codes – Adapter <sup>1)</sup>							
	Outer Ø	Suitable for fibre-optic cable Ø	Protection class	Ambient temperature [°C]	Material Housing	Part No.	Type
	[mm]	[mm]					
	2.2	1.0	IP64	-20 ... +60	Acrylic butadiene styrene	552 834	SASA-L1-10
		1.25 ... 1.3				552 833	SASA-L1-13



1) Included in the scope of delivery for fibre-optic cables SOOC with fibre-optic cable Ø < 2.2 mm


Technical data and order codes – Fibre-optic cable cutter							
	Use	Suitable for fibre-optic cable Ø	Radius of bending tool <sup>1)</sup>	Ambient temperature	Material	Part No.	Type
		[mm]	[mm]	[°C]	Housing		
	For polymer fibre-optic cables	1.0; 1.25 ... 1.3; 2.2	5, 8, 10	10 ... 60	Acrylic butadiene styrene, reinforced	552 835	SATC-L1-C

1) Bending tool for fibre-optic cable sleeves

# Fibre-optic units SOE4

Accessories

Ordering data – Connecting cables				Technical data → Internet: nebu	
	Number of wires	Cable length [m]	Part No.	Type	
M8x1, straight socket					
	4	2.5	541 342	NEBU-M8G4-K-2.5-LE4	
		5	541 343	NEBU-M8G4-K-5-LE4	
M8x1, angled socket					
	4	2.5	541 344	NEBU-M8W4-K-2.5-LE4	
		5	541 345	NEBU-M8W4-K-5-LE4	

Ordering data – Adapter plate		
	Part No.	Type
	540 214	SXE3-W