

Position transmitters SMAT-8M, for T-slot



Position transmitters SMAT-8M, for T-slot

Key features



Design

General

The SMAT-8M is a position transmitter for the contactless sensing of the piston position of drives that can be detected magnetically. It supplies a displacement-proportional analogue

output signal in the position measuring range. It is connected directly to the analogue PLC inputs without any accessories. With its extremely compact design,

the SMAT-8M is the ideal solution for grippers, short-stroke cylinders and all applications in which installation space is restricted.



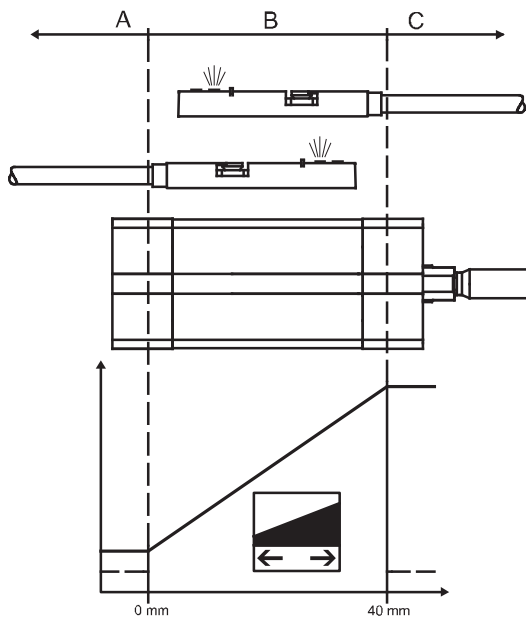
Note

It can be used with Festo cylinders with T-slot (profile slot 8) as well as round cylinders and tie-rod cylinders with mounting kits. A selection aid with suitable drives can be found on the following pages.

Position measuring range

The SMAT-8M supplies a displacement-proportional analogue output signal of 0 ... 10 V in the position measuring range of up to 40 mm (depending on the drive used). In other words, the output voltage increases when the piston moves in the direction of the piston rod. When the piston retracts, the output voltage drops. The installation direction of the SMAT-8M is irrelevant in this case. To achieve the best possible function on the drive in question, the position measuring range must be initialised on the drive during installation.

As a visual aid, the green LED lights up within the position measuring range (B) and the red LED lights up outside the measuring range (A)/(C) in normal operation.

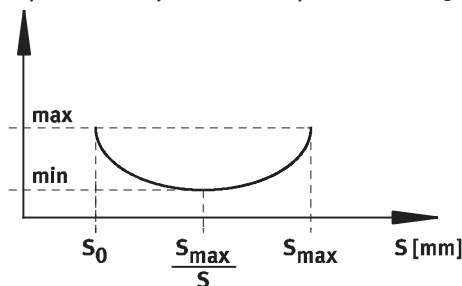


Repetition accuracy

The repetition accuracy is ± 0.025 mm on grippers and ± 0.1 mm on standard drives.

With standard drives, the repetition accuracy in the centre of the measuring range is lower than at the edge. It is ± 0.06 mm at a distance of ± 5 mm from the centre, for example. For critical applications, it is recommended that the SMAT-8M be mounted so as to have the relevant measuring points close to 5.5 V.

Repetition accuracy as a function of position measuring range S



Position transmitters SMAT-8M, for T-slot

Selection aid

FESTO

Drive/gripper	Usability on drive	Position measuring range approx. [mm]
Standards-based cylinders		
Standard cylinder DSNU-8	+	19
Standard cylinder DSNU-10	+	22
Standard cylinder DSNU-12	+	21
Standard cylinder DSNU-16	+	21
Standard cylinder DSNU-20	+	20
Standard cylinder DSNU-25	+	28
Round cylinder DSNU-32	+	25
Round cylinder DSNU-40	+	29
Round cylinder DSNU-50	+	31
Round cylinder DSNU-63	+	36
Standard cylinder DNCB-32	+	25
Standard cylinder DNCB-40	+	28
Standard cylinder DNCB-50	+	30
Standard cylinder DNCB-63	+	32
Standard cylinder DNCB-80	+	35
Standard cylinder DNCB-100	+	29
Standard cylinder DNC-32	+	29
Standard cylinder DNC-40	o ¹⁾	–
Standard cylinder DNC-50	o ¹⁾	–
Standard cylinder DNC-63	+	34
Standard cylinder DNC-80	+	35
Standard cylinder DNC-100	+	37
Standard cylinder DNC-125	+	38
Standard cylinder DNG-32	+	28
Standard cylinder DNG-40	+	34
Standard cylinder DNG-50	o ¹⁾	–
Standard cylinder DNG-63	+	32
Standard cylinder DNG-80	+	32
Standard cylinder DNG-100	+	32
Compact cylinder ADN-12	+	22
Compact cylinder ADN-16	+	26
Compact cylinder ADN-20	+	30
Compact cylinder ADN-25	+	27
Compact cylinder ADN-32	+	31
Compact cylinder ADN-40	+	28
Compact cylinder ADN-50	+	25
Compact cylinder ADN-63	+	31
Compact cylinder ADN-80	o ¹⁾	–
Compact cylinder ADN-100	+	28
Compact cylinder ADN-125	+	37

Drive/gripper	Usability on drive	Position measuring range approx. [mm]
Cylinders with piston rod		
Short-stroke cylinder ADVC/AEVC-32	+	Stroke < position measuring range SMAT-8M
Short-stroke cylinder ADVC/AEVC-40	+	
Short-stroke cylinder ADVC/AEVC-50	+	
Short-stroke cylinder ADVC/AEVC-63	+	
Short-stroke cylinder ADVC/AEVC-80	+	
Short-stroke cylinder ADVC/AEVC-100	+	
Compact cylinder ADVU/AEUV-12	+	23
Compact cylinder ADVU/AEUV-16	+	20
Compact cylinder ADVU/AEUV-20	+	29
Compact cylinder ADVU/AEUV-25	+	25
Compact cylinder ADVU/AEUV-32	+	27
Compact cylinder ADVU/AEUV-40	+	24
Compact cylinder ADVU/AEUV-50	+	22
Compact cylinder ADVU/AEUV-63	+	32
Compact cylinder ADVU/AEUV-80	+	35
Compact cylinder ADVU/AEUV-100	+	33
Compact cylinder ADVU/AEUV-125	+	35
Flat cylinder DZF-12	+	29
Flat cylinder DZF-18	+	26
Flat cylinder DZF-25	+	28
Flat cylinder DZF-32	+	26
Flat cylinder DZF-40	o ¹⁾	–
Flat cylinder DZF-50	o ¹⁾	–
Flat cylinder DZF-63	o ¹⁾	–
Rodless cylinders		
Linear drive DGC-18	+	30
Linear drive DGC-25	o ¹⁾	–
Linear drive DGC-32	o ¹⁾	–
Linear drive DGC-40	o ¹⁾	–
Function-oriented drives		
Linear/swivel clamp CLR-12	+	22
Linear/swivel clamp CLR-16	+	26
Linear/swivel clamp CLR-20	+	30
Linear/swivel clamp CLR-25	+	27
Linear/swivel clamp CLR-32	+	31
Linear/swivel clamp CLR-40	+	28
Linear/swivel clamp CLR-50	+	25
Linear/swivel clamp CLR-63	+	31

+ Unrestricted use
o On request
1) Different from technical data. Usability on request.

Position transmitters SMAT-8M, for T-slot

Selection aid

FESTO

Drive/gripper	Usability on drive	Position measuring range approx. [mm]
Drives with linear guides		
Guided drive DFM-12	+	21
Guided drive DFM-16	+	15
Guided drive DFM-20	+	24
Guided drive DFM-25	+	26
Guided drive DFM-32	+	25
Guided drive DFM-40	o ¹⁾	–
Guided drive DFM-50	+	21
Guided drive DFM-63	+	31
Guided drive DFM-80	+	30
Guided drive DFM-100	+	25
Guided drive DFM-12-B	+	16
Guided drive DFM-16-B	+	20
Guided drive DFM-20-B	+	26
Guided drive DFM-25-B	+	24
Guided drive DFM-32-B	+	29
Guided drive DFM-40-B	+	30
Guided drive DFM-50-B	+	31
Guided drive DFM-63-B	+	33
Linear unit SLE-10	+	22
Linear unit SLE-16	+	21
Linear unit SLE-20	+	20
Linear unit SLE-25	+	28
Linear unit SLE-32	+	25
Linear unit SLE-40	+	29
Linear unit SLE-50	+	31

Drive/gripper	Usability on drive	Position measuring range approx. [mm]
Handling units		
Linear module HMPL-12	+	Stroke < position measuring range SMAT-8M
Linear module HMPL-16	+	
Linear module HMPL-20	+	
Three-point gripper HGD-32	+	
Three-point gripper HGD-50	+	
Parallel gripper HGP-10	+	
Parallel gripper HGP-16	+	
Parallel gripper HGP-20	+	
Parallel gripper HGP-25	+	
Parallel gripper HGP-35	+	
Parallel gripper HGPT-40-B	+	
Parallel gripper HGPT-50-B	+	
Parallel gripper HGPT-63-B	+	
Parallel gripper HGPT-80-B	+	
Angle gripper HGW-16	+	
Angle gripper HGW-25	+	
Angle gripper HGW-32	+	
Angle gripper HGW-40	+	
Radial gripper HGR-16	+	
Radial gripper HGR-25	+	
Radial gripper HGR-32	+	
Radial gripper HGR-40	+	

+ Unrestricted use

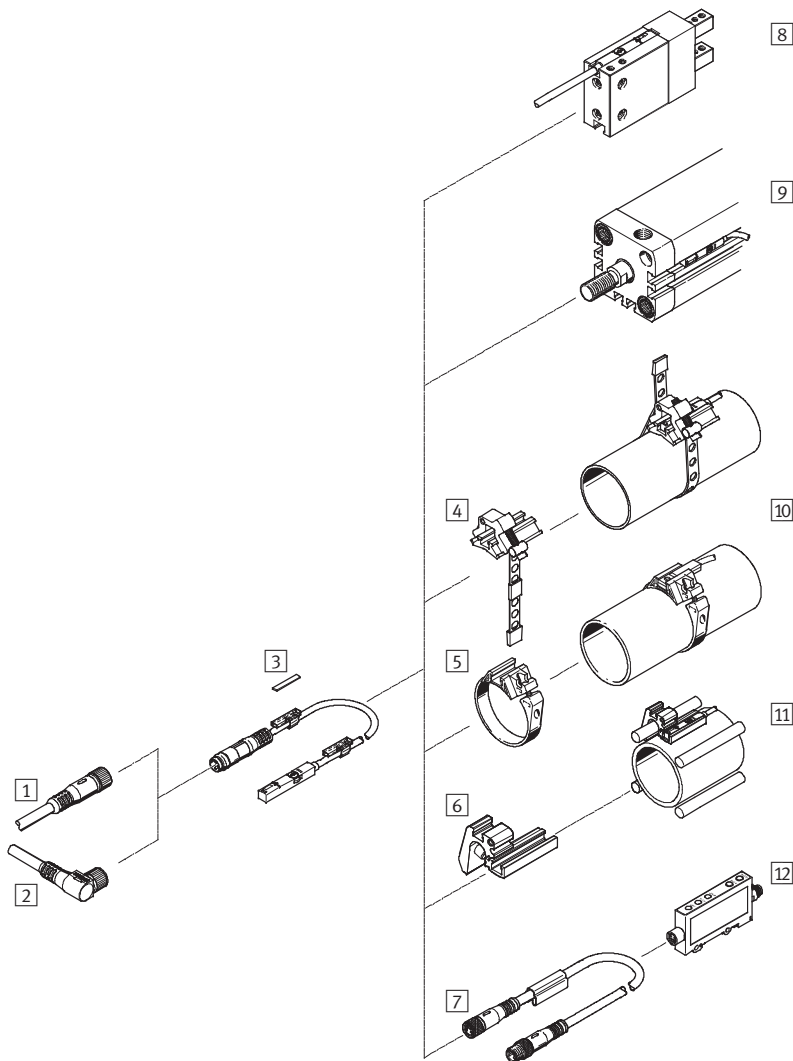
o On request

1) Different from technical data. Usability on request.

Position transmitters SMAT-8M, for T-slot

Peripherals overview

FESTO



Accessories	→ Page/Internet
1 Connecting cable NEBU-M8G4	10
2 Connecting cable NEBU-M8W4	10
3 Inscription label ASLR	10
4 Mounting kit SMBR-8-8/100-S6, heat-resistant	10
5 Mounting kit SMBR	10
6 Mounting SMBZ-8	10
7 Connecting cable NEBU-M8G4	10
8 Parallel gripper HGP	hgp
Three-point gripper HGD	hgd
Angle gripper HGW	hgw
Radial gripper HGR	hgr

Accessories	→ Page/Internet
9 Standard cylinder DNCB	dncb
Standard cylinder DNC	dnc
Compact cylinder ADN	adn
Short-stroke cylinder ADVC/AEVC	advc
Compact cylinder ADVU/AEUV	advu
Flat cylinder DZF	dzf
Linear drive DGC	dgc
Linear/swivel clamp CLR	clr
Guided drive DFM	dfm
Linear module HMPL	hmpl
10 Standard cylinder/round cylinder DSNU	dsnu
Linear unit SLE	sle
11 Standard cylinder DNG	dng
12 Signal converter SVE4	sve4

Position transmitters SMAT-8M, for T-slot

Type codes

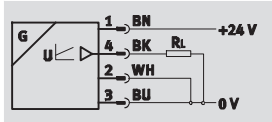
		SMAT	-	8	M	-	U	-	E	-	0,3	-	M8D
Type													
SMAT	Position transmitter, magnetic												
Design													
8	For T-slot												
Sensor design													
M	Insertable in slot, centre clamping												
Switching input/output													
U	0 ... 10 V												
Cable characteristics													
E	Suitable for energy chains/robot applications												
Cable length													
0,3	0.3 m												
Electrical connection													
M8D	M8 plug, 4-pin, rotatable thread												

Position transmitters SMAT-8M, for T-slot

Technical data

Function

Normal operation



General technical data	
Design	For T-slot
Certification	C-tick
CE marking (see declaration of conformity)	To EU EMC Directive ¹⁾
Note on materials	RoHS-compliant
	Cable, halogen-free
	Cable, oil resistant

- 1) For information about the applicability of the component see the manufacturer's EC declaration of conformity at: www.festo.com → Support → User documentation.
If the component is subject to restrictions on usage in residential, office or commercial environments or small businesses, further measures to reduce the emitted interference may be necessary.

Input signal/measuring element	
Measuring principle	Magnetic
Position measuring range [mm]	≤ 40 ²⁾

- 2) Depending on drive/gripper used.

Signal processing	
Max. speed of travel [m/s]	3

Output, general	
Displacement resolution [mm]	≤ 0.05 ²⁾
Repetition accuracy [mm]	±0.1 on cylinders ³⁾
	±0.025 on grippers ³⁾

- 2) Depending on drive/gripper used.
3) Use of a non-rotating piston rod or a mechanical structure to protect against rotation is recommended.

Analogue output	
Typical linearity error [mm]	±1 on cylinders ²⁾
	±0.2 on grippers ²⁾

- 2) Depending on drive/gripper used.

Electrical outputs	
Analogue output [V]	0 ... 10
Protection against short circuit	Yes
Protection against overloading	Yes
Output signal	Analogue

Position transmitters SMAT-8M, for T-slot

Technical data

Electronics		
Operating voltage range	[V DC]	15 ... 30
Typical scanning interval	[ms]	2.8
Protection against polarity reversal		For all electrical connections

Electromechanics		
Electrical connection		Cable with plug, M8x1, knurled ring, 4-pin
Ambient temperature with flexible cable installation	[°C]	-5 ... +70
Cable length	[m]	0.3
Cable characteristics		Energy chain + robots
Cable test conditions		Energy chain: 5 million cycles, bending radius 28 mm
		Torsional strength: >300,000 cycles, ±270°/0.1 m
		Resistance to bending: to Festo standard; test conditions on request
Information on materials for cable sheath		TPE-U(PU)

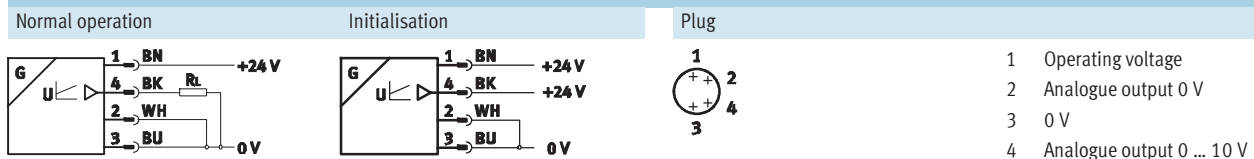
Mechanical components		
Type of mounting		Secured with screw, insertable in the slot from above
Product weight	[g]	10
Information on housing materials		Reinforced PA6

Display/operation		
Status display		LED red, green

Immissions/emissions		
Ambient temperature	[°C]	-25 ... +75
Protection class		IP65, IP68
Corrosion resistance class	CRC ⁴⁾	2

4) Corrosion resistance class 2 as per Festo standard 940 070
 Components subject to moderate corrosion stress. Externally visible parts with primarily decorative surface requirements which are in direct contact with a normal industrial environment or media such as coolants or lubricating agents.

Pin allocation



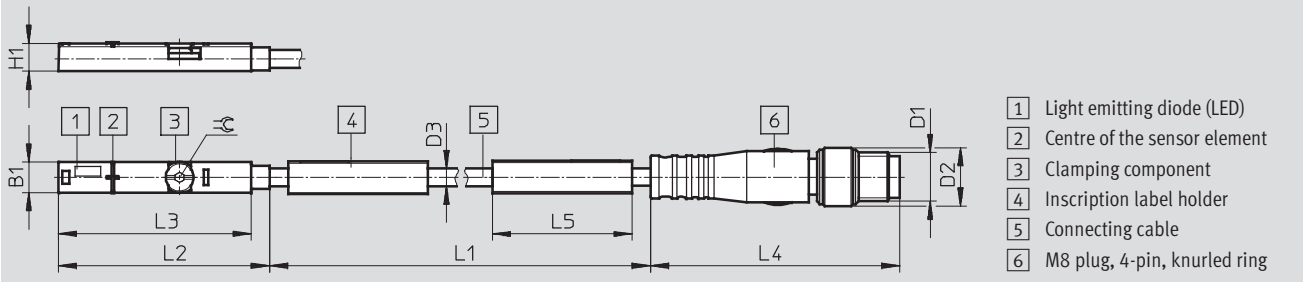
Wire colours	
BN = brown	BU = blue
BK = black	WH = white

Position transmitters SMAT-8M, for T-slot

Technical data

Dimensions


Download CAD data → www.festo.com



- 1 Light emitting diode (LED)
- 2 Centre of the sensor element
- 3 Clamping component
- 4 Inscription label holder
- 5 Connecting cable
- 6 M8 plug, 4-pin, knurled ring

B1	D1	D2	D3	H1	L1	L2	L3	L4	L5	⌀
5	M8x1	9.6	2.9	4.6	300	34.8	31.8	41.1	23	1.5




Ordering data

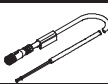


Size	Analogue output [V]	Electrical connection	Cable length [m]	Part No.	Type
	0 ... 10	M8 plug, 4-pin, rotatable thread	0.3	553744	SMAT-8M-U-E-0,3-M8D


Position transmitters SMAT-8M, for T-slot

FESTO

Accessories

Ordering data – Mounting attachments			
	For piston diameter	Part No.	Type
Mounting kit SMBR-8-8/100-S6, heat-resistant			
	8 ... 100	538937	SMBR-8-8/100-S6
Mounting kit SMBR			
	8	175091	SMBR-8-8
	10	175092	SMBR-8-10
	12	175093	SMBR-8-12
	16	175094	SMBR-8-16
	20	175095	SMBR-8-20
	25	175096	SMBR-8-25
	32	175097	SMBR-8-32
	40	175098	SMBR-8-40
	50	175099	SMBR-8-50
63	175100	SMBR-8-63	
Mounting SMBZ			
	32 ... 100	537806	SMBZ-8-32/100
	125 ... 320	537808	SMBZ-8-125/320

Ordering data – Connecting cable NEBU-M8				Technical data → Internet: nebu	
	Electrical connection, left	Electrical connection, right	Cable length [m]	Part No.	Type
	Straight socket, M8x1, 4-pin	Cable, open end, 4-wire	2.5	541343	NEBU-M8G4-K-2.5-LE4
			5	541343	NEBU-M8G4-K-5-LE4
	Straight socket, M8x1, 4-pin	Straight socket, M8x1, 4-pin	2.5	554035	NEBU-M8G4-K-2.5-M8G4
	Angled socket, M8x1, 4-pin	Cable, open end, 4-wire	2.5	541344	NEBU-M8W4-K-2.5-LE4
			5	541344	NEBU-M8W4-K-2.5-LE4

Ordering data – Inscription label ASLR				
	Size	Part No.	Type	PU ¹⁾
	23x4 mm	541598	ASLR-L-423	34

1) Packaging unit in quantity per frame