

Filter silencers LFU

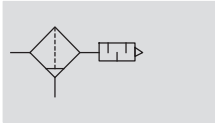





# Filter silencers LFU

Technical data

FESTO

Function



-  Flow rate  
4,000 ... 12,500 l/min
-  Temperature range  
-10 ... +100 °C
-  Supply pressure  
0 ... 16 bar




The filter silencer cleans all exhaust air from pneumatic control systems. The exhaust air is discharged into the atmosphere via a fine filter cartridge (degree of filtration: >99.99%).

At the same time, exhaust noise is greatly reduced. Condensate is collected in the lower plastic bowl and can be discharged via the condensate drain.

- Removes up to 99.99% of oil and other contaminants from exhaust air
- The silencer reduces exhaust noise regardless of frequency

General technical data				
Size	G $\frac{1}{4}$	G $\frac{3}{8}$	G $\frac{1}{2}$	G1
Pneumatic connection	G $\frac{1}{4}$	G $\frac{3}{8}$	G $\frac{1}{2}$	G1
Mounting position	Vertical $\pm 5^\circ$			
Grade of filtration [µm]	1			
Condensate drain	Manual rotary			
Flow rate with respect to atmosphere <sup>1)</sup> [l/min]	≥4,000	≥4,700	≤6,000	≤12,500
Noise reduction <sup>1)</sup>	Reduction by 40 dB(A)		>40 dB(A)	

1) At 6 bar.

-  Note: This product conforms to ISO 1179-1 and to ISO 228-1

Operating and environmental conditions				
Size	G $\frac{1}{4}$	G $\frac{3}{8}$	G $\frac{1}{2}$	G1
Supply pressure [bar]	0 ... 16			
Operating medium	Dried air, lubricated or unlubricated			
Ambient temperature [°C]	-10 ... +60		0 ... +100	
Corrosion resistance class CRC <sup>1)</sup>	2		1	

1) Corrosion resistance class 2 according to Festo standard 940 070

Components subject to moderate corrosion stress. Externally visible parts with primarily decorative surface requirements which are in direct contact with a normal industrial environment or media such as coolants or lubricating agents.

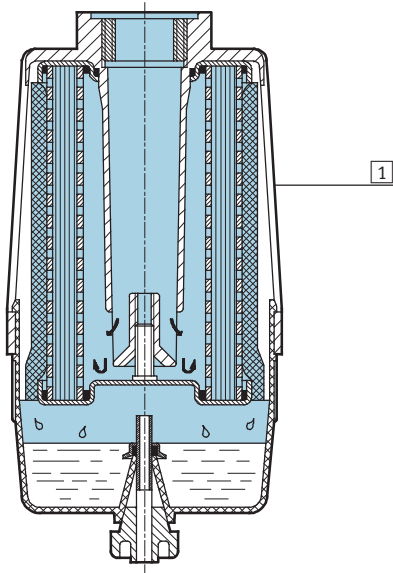
Weight [g]				
Size	G $\frac{1}{4}$	G $\frac{3}{8}$	G $\frac{1}{2}$	G1
Filter silencer	190	190	570	1,010

# Filter silencers LFU

Technical data

## Materials

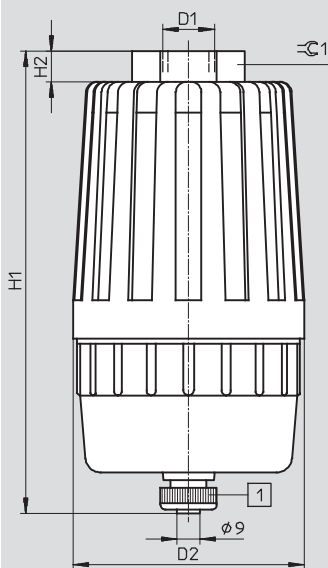
Sectional view



Filter silencer	
1	Housing
Note on materials	
Polypropylene	
RoHS-compliant (LFU-1/2 / LFU-1 only)	
Free of copper and PTFE	

## Dimensions and ordering data

Download CAD data → [www.festo.com](http://www.festo.com)



1 Manual rotary condensate drain

Connection	D1	D2	H1	H2	≈C1	Part No.	Type
G1/4	G1/4	77	131	7	26	539132	LFU-1/4
G3/8	G3/8	77	131	7	26	539133	LFU-3/8
G1/2	G1/2	90	180	12	36	10494	LFU-1/2
G1	G1	110	252	15	50	10495	LFU-1

Note: This product conforms to ISO 1179-1 and to ISO 228-1

## Filter silencers LFU

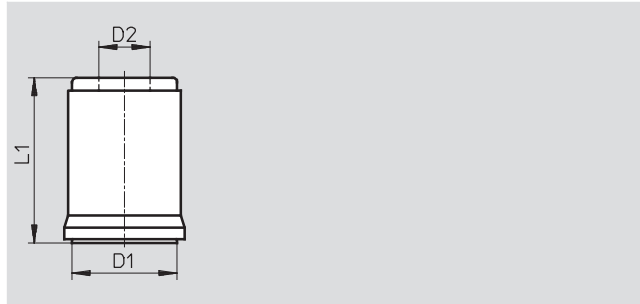
Accessories

FESTO

### Filter cartridge LFPU

Note on material:

Free of copper and PTFE



Dimensions and ordering data					
For connection	D1	D2	L1	Part No.	Type
	∅	∅			
G $\frac{1}{4}$ , G $\frac{3}{8}$	60	28	69	<b>539134</b>	<b>LFPU-<math>\frac{1}{4}</math>-<math>\frac{3}{8}</math></b>
G $\frac{1}{2}$	70	34.8	110	<b>10496</b>	<b>LFPU-<math>\frac{1}{2}</math></b>
G1	82	42.8	180	<b>10497</b>	<b>LFPU-1</b>