

Axis controllers CPX-CMAX



Axis controllers CPX-CMAX

Overview

FESTO

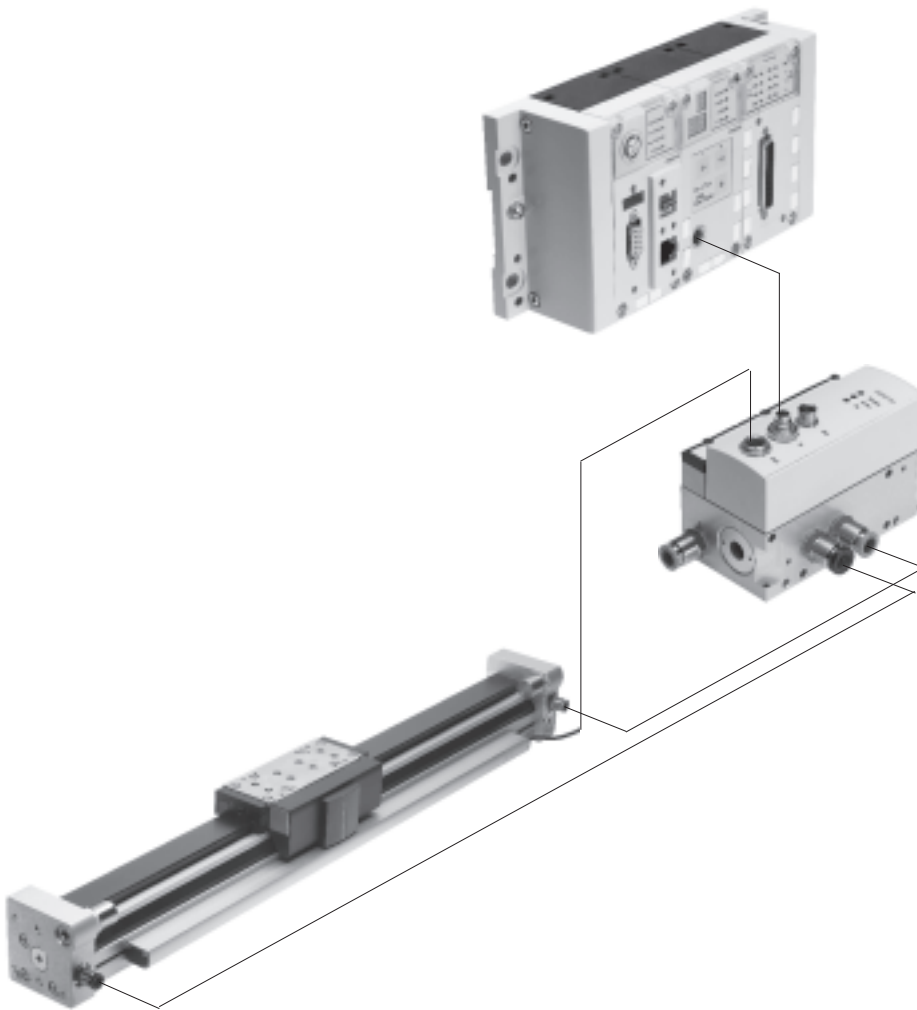
Servo-pneumatic drive technology

Positioning and Soft Stop applications as an integral component of the valve terminal CPX – the modular peripheral system for decentralised automation tasks.

The modular design means that valves, digital inputs and outputs, positioning modules and end-position controllers, as appropriate to the application, can be combined in almost any way on the CPX terminal.

Advantages:

- Pneumatics and electrics – control and positioning on one platform
- Innovative positioning technology – piston rod drives, rodless drives, rotary drives
- Actuation via fieldbus
- Remote maintenance, remote diagnostics, web server, SMS and e-mail alert are all possible via TCP/IP
- Modules can be quickly exchanged and expanded without altering the wiring



Axis controllers CPX-CMAX

Key features

FESTO

Axis controllers CPX-CMAX

Technical data → 7



Free choice:
Position and force control, directly actuated or selected from one of 64 configurable position sets. If you are looking for something more:
the configurable function for switching to the next set enables simple functional sequences to be realised in the axis controller CPX-CMAX. Everything is recognisable: the auto-identification function identifies each station with its device data on the controller CPX-CMAX.

Also included:
The functional scope of the controller CPX-CMAX includes actuation of a brake or clamping unit via the proportional directional control valve VPWP.
Up to 7 modules (max. 7 axes) can be operated in parallel and independently of each other. Commissioning via FCT (Festo configuration software) or via fieldbus: no programming, only configuration.

Advantages:

- Greater flexibility
- OEM friendly – commissioning also via fieldbus
- Clear installation and fast commissioning
- Cost-effective
- You program the system in your PLC environment

End-position controllers CPX-CMPX

Technical data → Internet: cpx-cmpx



Fast travel between the mechanical end stops of the cylinder, stopping gently and without impact in the end position.
Fast commissioning via control panel, fieldbus or handheld unit. Improved control of downtime.
Actuation of a brake or clamping unit via the proportional directional control valve VPWP is an integral component of the controller CMPX.

Depending on the fieldbus chosen, up to 9 end-position controllers can be actuated on the CPX terminal. All system data can be read and written via the fieldbus, including, for example the mid positions.

Advantages:

- Greater flexibility
- OEM friendly – commissioning also via fieldbus
- Clear installation and fast commissioning
- Cost-effective
 - Up to 30% faster cycle rates
 - Significantly reduced system vibration
- Improved work ergonomics thanks to significantly reduced noise level
- The extended diagnostics help to reduce the service time of the machine

Proportional directional control valve VPWP

Technical data → Internet: vpwp



The 5/3-way proportional directional control valve for applications with Soft Stop and pneumatic positioning.
Fully digitalised – with integrated pressure sensors, with new diagnostic functions.
In sizes 4, 6 and 8.
Flow rate of 350, 700 and 1,400 l/min.

With switching output for actuating a brake.
Coloured supply ports.
Pre-assembled cables guarantee faultless and fast connection with the controllers CPX-CMPX and CPX-CMAX.

Advantages:


- Clear installation and fast commissioning
- Reduction of system downtimes thanks to the new diagnostic options
- With switching output for actuating a brake/clamping unit

Axis controllers CPX-CMAX

Drive options

System with linear drive DGCI

Technical data → Internet: dgci



- 1 Controller module CPX-CMPX or CPX-CMAX
- 2 Proportional directional control valve VPWP
- 3 Linear drive DGCI with displacement encoder
- 6 Connecting cable KVI-CP-3-...


- Pneumatic rodless linear drive with displacement encoder and recirculating ball bearing guide
- Displacement encoder with absolute and contactless measuring
- Identical construction as pneumatic linear drive DGC
- Diameter: 18 ... 40 and 63 mm
- Stroke: 100 ... 2,000 mm in fixed lengths
- Range of application of Soft Stop and pneumatic positioning of loads from 1 ... 180 kg
- No sensor interface required

Advantages:

- Finished drive unit, precision guide
- Excellent running characteristics
- For fast and accurate positioning down to ±0.2 mm (only with axis controller CPX-CMAX)

System with standard cylinder DNCI

Technical data → Internet: dnci



- 1 Controller module CPX-CMPX or CPX-CMAX
- 2 Proportional directional control valve VPWP
- 3 Standard cylinder DNCI with displacement encoder
- 5 Sensor interface CASM-S-D3-R7
- 6 Connecting cable KVI-CP-3-...

- Standard cylinder with integrated displacement encoder, conforms to DIN ISO 6432, VDMA 24 562, NF E 49 003.1 and Uni 10 290
- Displacement encoder with contactless and incremental measuring
- Diameter: Ø 32 ... 63 mm
- Stroke: (10) 100 ... 500 (2,000) mm
- Range of application of Soft Stop and pneumatic positioning: loads from 3 ... 180 kg and the matching sensor interface CASM-S-D3-R7
- Pre-assembled cables guarantee faultless and fast electrical connection

Advantages:

- Compact drive unit
- Universal applications
- Also with guide unit
- For fast and accurate positioning down to ±0.3 mm (only with axis controller CPX-CMAX)


Axis controllers CPX-CMAX

Drive options

FESTO

System with swivel module DSMI

Technical data → Internet: [dsmi](#)



- 1 Controller module CPX-CMPX or CPX-CMAX
- 2 Proportional directional control valve VPWP
- 3 Swivel module DSMI with displacement encoder
- 4 Sensor interface CASM-S-D2-R3
- 6 Connecting cable KVI-CP-3-...
- 7 Connecting cable NEBC-P1W4-K-0,3-N-M12G5

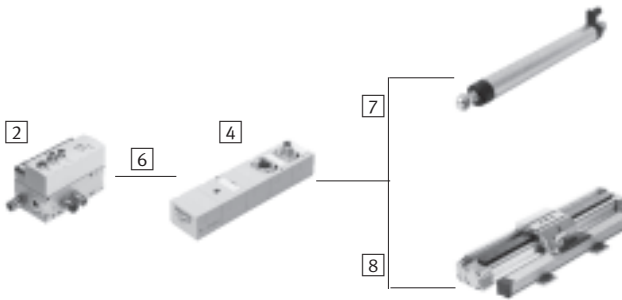
- Swivel module DSMI with integrated displacement encoder
- Identical construction as pneumatic swivel module DSM
- Absolute displacement encoder on basis of potentiometer
- Swivel range from 0 ... 270°
- Size: 25 and 40
- Max. torque: 5 or 20 Nm
- Range of application of Soft Stop and pneumatic positioning: mass moments of inertia from 15 ... 1,200 kgcm² and the matching sensor interface CASM-S-D2-R3
- Pre-assembled cables guarantee faultless and fast connection with the proportional directional control valve VPWP

Advantages:

- Complete drive unit, compact, can be used immediately
- High angular acceleration
- With adjustable fixed stops
- For fast and accurate positioning down to ±0.2° (only with axis controller CPX-CMAX)

System with potentiometer

Technical data → Internet: [casm](#)



- 2 Proportional directional control valve VPWP
- 4 Sensor interface CASM-S-D2-R3
- 6 Connecting cable KVI-CP-3-...
- 7 Connecting cable NEBC-P1W4-K-0,3-N-M12G5
- 8 Connecting cable NEBC-A1W3-K-0,4-N-M12G5

- Attachable potentiometers with absolute measurement, with high degree of protection
- With connecting rod or moment compensator
- Measuring range: 100 ... 2,000 mm
- Pre-assembled cables guarantee faultless and fast connection with the sensor interface CASM
- Range of application of Soft Stop and pneumatic positioning with cylinder Ø 18 ... 80 mm, loads from 1 ... 300 kg

Advantages:

- Clear installation and fast commissioning
- Cost-effective
- Can also be used in harsh environmental conditions
- Variety in the drives: CPX-CMPX and CPX-CMAX also support cylinders with external displacement encoder

Axis controllers CPX-CMAX

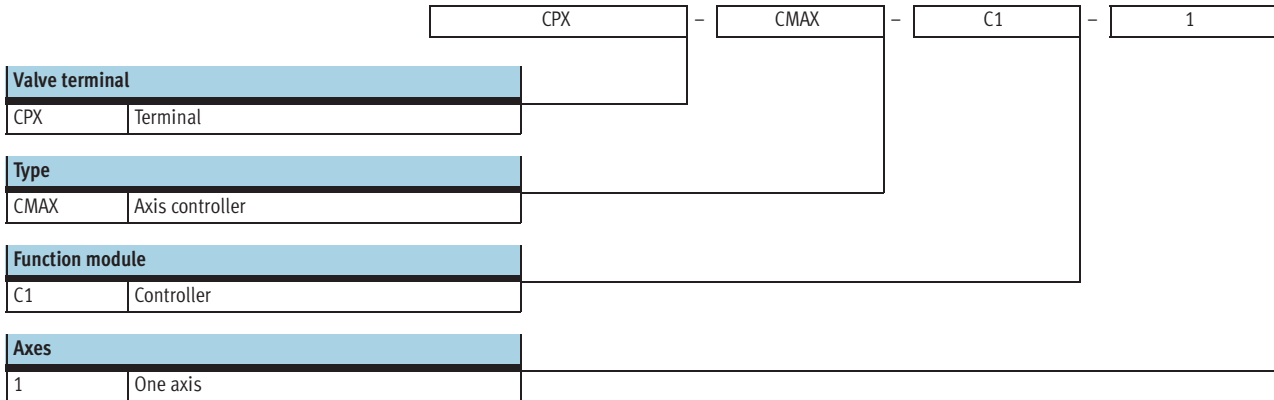
Drive options

System components for pneumatic positioning systems with axis controller CPX-CMAX							
		Linear drive DGCI	Standard cylinder DNCI	Swivel module DSMI	Potentiometer LWG	Potentiometer TLF	→ Page/Internet
1	Axis controller CPX-CMAX	■	■	■	■	■	7
2	Proportional directional control valve VPWP	■	■	■	■	■	vpwp
4	Sensor interface CASM-S-D2-R3	-	-	■	■	■	casm
5	Sensor interface CASM-S-D3-R7	-	■	-	-	-	casm
6	Connecting cable KVI-CP-3-...	■	■	■	■	■	10
7	Connecting cable NEBC-P1W4-...	-	-	■	■	-	nebc
8	Connecting cable NEBC-A1W3-...	-	-	-	-	■	nebc

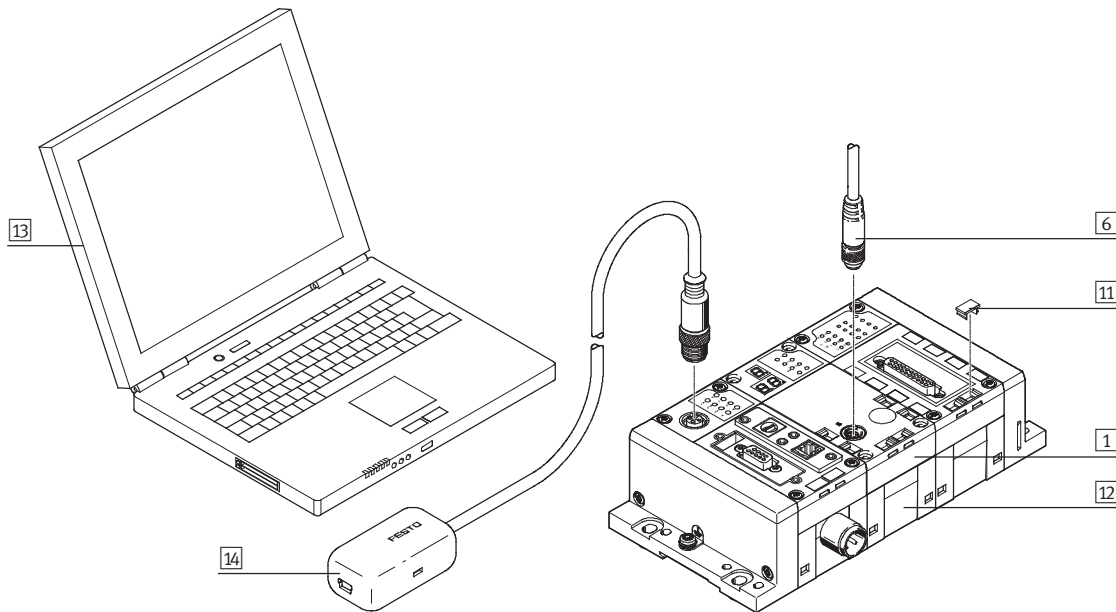
Axis controllers CPX-CMAX

Type codes and peripherals overview

Type codes



Peripherals overview



Accessories			
Type	Brief description		→ Page/Internet
1	Axis controller CPX-CMAX	Integrated in the CPX terminal. Screws for mounting on the plastic interlinking block are included in the scope of delivery.	8
6	Connecting cable KVI-CP-3	For connecting axis controller CPX-CMAX and proportional directional control valve VPWP.	10
11	Inscription label IBS	For labelling the modules.	10
12	Interlinking block CPX-GE	Connects the individual modules. Two versions are available: plastic or metal interlinking block.	11
13	Laptop	The CMAX can be configured and commissioned using the FCT software (Festo Configuration Tool).	–
14	Adapter NEFC	For connecting the interface on the CPX node with the PC. A conventional USB cable with mini USB connector is also required.	11
–	Screws CPX-M-M3	For mounting on the metal interlinking block.	10

Axis controllers CPX-CMAX

Technical data

The axis controller CPX-CMAX is intended exclusively for valve terminals CPX.



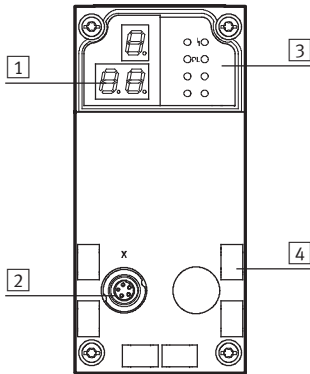
General technical data				
Operating voltage				
Operating voltage range	[V DC]	18 ... 30		
Nominal operating voltage	[V DC]	24		
Current consumption at nominal operating voltage	[mA]	200		
Fuse protection (short circuit)		Electronic		
Power failure bridging	[ms]	10		
Load voltage				
Load voltage range	[V DC]	20 ... 30		
Nominal load voltage	[V DC]	24		
Perm. load current	[A]	2.5		
Fuse protection (short circuit)		Electronic		
Number of axis strings		1		
Axes per string		1		
Length of connecting cable to axis	[m]	≤ 30		
Max. no. of modules		7		
Display		7-segment display		
Assigned addresses	Outputs	[bit]	8x8	
	Inputs	[bit]	8x8	
Operating modes	Record Select mode			
	Direct mode			
Controller types	Position control			
	Force control			
Diagnostics	Module-orientated			
	Via local 7-segment display			
Status display	Module status			
	Power Load			
	Display/Error Axis X			
	MC Axis X			
Control interface				
Data	CAN bus with Festo protocol			
	Digital			
Electrical connection	5-pin			
	M9			
	Socket			
Materials: Housing		Reinforced polyamide		
Product weight	[g]	140		
Dimensions	Length	[mm]	107	
	Width	[mm]	50	
	Height	[mm]	55	

Axis controllers CPX-CMAX

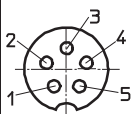
Technical data

Operating and environmental conditions		
Ambient temperature	[°C]	-5 ... +50
Relative air humidity	[%]	5 ... 95, non-condensing
Protection class to IEC 60529		IP65
CE mark (see declaration of conformity)		To EU EMC Directive

Connection and display components



- 1 3-digit display
- 2 Control interface
- 3 Status LEDs
- 4 Inscription labels

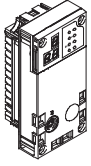
Pin allocation – plug 2			
	Pin	Signal	Designation
	1	+24 V	Nominal operating voltage
	2	+24 V	Load voltage
	3	0 V	Ground
	4	CAN_H	CAN high
	5	CAN_L	CAN low
	Housing	Screened	Cable screening

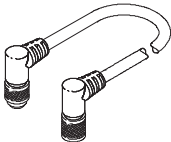

Permitted bus nodes/FEC			
Bus node/FEC	Protocol	Max. no. of CMAX modules	Remarks
CPX-FEC	-	7	On request
CPX-FB6	Interbus	1	On request
CPX-FB11	DeviceNet	7	Revision 20 (R20) and above
CPX-FB13	Profibus DP	7	Revision 23 (R23) and above
CPX-FB14	CANopen	2	On request
CPX-FB23	CC-Link	7	On request
CPX-FB32	Ethernet/IP	7	On request
CPX-FB33	Profinet, M12	7	On request
CPX-FB34	Profinet, RJ45	7	On request
CPX-FB38	EtherCat	7	On request


PROFIBUS®, DeviceNet®, CANopen®, INTERBUS®, CC-LINK®, EtherCAT®, PROFINET®, EtherNet/IP® is a registered trademark of its respective trademark holder in certain countries.

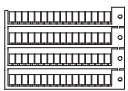
Axis controllers CPX-CMAX

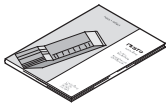
Accessories

Ordering data – Axis controllers			
	Brief description	Part No.	Type
	Order code in the CPX configurator: T21	548932	CPX-CMAX-C1-1

Ordering data – Connecting cables			
	Brief description	Cable length [m]	Part No. Type
	Connecting cable with angled plug and angled socket	0.25	540327 KVI-CP-3-WS-WD-0,25
		0.5	540328 KVI-CP-3-WS-WD-0,5
		2	540329 KVI-CP-3-WS-WD-2
		5	540330 KVI-CP-3-WS-WD-5
		8	540331 KVI-CP-3-WS-WD-8
	Connecting cable with straight plug and straight socket	2	540332 KVI-CP-3-GS-GD-2
5		540333 KVI-CP-3-GS-GD-5	
8		540334 KVI-CP-3-GS-GD-8	
	Connector for control cabinet through-feed	–	543252 KVI-CP-3-SSD

Ordering data – Screws			
	Brief description	Part No.	Type
	For mounting on the metal interlinking block	550219	CPX-M-M3X22-4X

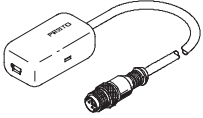
Ordering data – Inscription labels			
	Brief description	Number	Part No. Type
	Inscription labels 6x10, in frames	64	18576 IBS-6X10

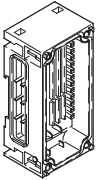
Documentation ¹⁾			
	Language	Part No.	Type
	DE	559750	P.BE-CPX-CMAX-SYS-DE
	EN	559751	P.BE-CPX-CMAX-SYS-EN
	ES	559752	P.BE-CPX-CMAX-SYS-ES
	FR	559753	P.BE-CPX-CMAX-SYS-FR
	IT	559754	P.BE-CPX-CMAX-SYS-IT
	SV	559755	P.BE-CPX-CMAX-SYS-SV


1) Manual in paper form is not included in the scope of delivery.

Axis controllers CPX-CMAX

Accessories

Ordering data – Adapters				
	Brief description	Part No.	Type	
	Adapter cable from 5-pin M12 to mini USB socket and controller software	547432	NEFC-M12G5-0.3-U1G5	

Ordering data – Interlinking block, plastic, as expansion block					
	Brief description	Connection	Part No.	Type	
	Without power supply	–	195742	CPX-GE-EV	
	With additional power supply for outputs	M18	195744	CPX-GE-EV-Z	
		7/8" – 5-pin	541248	CPX-GE-EV-Z-7/8-5POL	
	With additional power supply for valves	7/8" – 4-pin	541250	CPX-GE-EV-Z-7/8-4POL	
		M18	533577	CPX-GE-EV-V	
	7/8" – 4-pin	541252	CPX-GE-EV-V-7/8-4POL		

Ordering data – Tie rods				
	Brief description	Extension	Part No.	Type
	For extension using an interlinking block	1-fold	525418	CPX-ZA-1-E