

Vacuum generators

FESTO



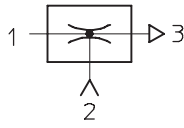
Vacuum generators

Key features

FESTO

Product overview

Vacuum generator



All Festo vacuum generators have a single-stage design and operate according to the venturi principle. The product families described below

have been designed for a wide range of applications. The different performance classes of the individual

product families make it possible to select vacuum generators tailored to suit specific requirements.

Standard and inline ejectors

VN-...

→ 13



- Nominal size 0.45 ... 3 mm
- Max. vacuum 93%
- Temperature range 0 ... +60 °C
- A range of extremely effective generators suitable for use directly in the workplace
- Available as straight or T-shaped housing
- Low space requirement
- Low-cost
- No wearing parts
- Extremely fast evacuation time
- Vacuum switch (optional)
- Optional with additional functions:
 - integrated eject pulse
 - electric control for vacuum ON/OFF
 - combination of eject pulse and control

VAD-.../VAK-...

Technical data → Internet: vad



- Nominal size 0.5 ... 1.5 mm
- Max. vacuum 80%
- Temperature range -20 ... +80 °C
- Range of vacuum generators with sturdy aluminium casing
- VAK-...: Built-in reservoir
- VAD-...: Connection for additional external reservoir
- Maintenance-free
- VAK-...: Reliable setting down of workpieces

Vacuum generators

Key features

Compact ejectors

VADM-.../VADMI-...

Technical data → Internet: vadm



- Nominal size
0.45 ... 3 mm
- Max. vacuum
84%
- Temperature range
0 ... +60 °C
- Compact design
- Minimal installation work required
- Short response times
- Built-in solenoid valve (on/off)
- VADMI-...: Additional built-in solenoid valve for ejector pulse
- Filter with display
- Air-saving circuit (optional)
- Vacuum switch (optional)
- Reliable setting down of workpieces

VAD-M-.../VAD-M-I-...

Technical data → Internet: vad-m



- Nominal size
0.7 ... 2 mm
- Max. vacuum
85%
- Temperature range
0 ... +40 °C
- Compact design
- Minimal installation work required
- Short response times
- Built-in solenoid valve (on/off)
- VAD-M-I-...: Additional built-in solenoid valve for ejector pulse
- Reliable setting down of workpieces

Vacuum generators VN

Features

FESTO

At a glance

- Vacuum generators for high vacuum levels of up to 93%
- Laval nozzles in six nominal sizes:
 - 0.45 mm
 - 0.7 mm
 - 0.95 mm
 - 1.4 mm
 - 2.0 mm
 - 3.0 mm
- Vacuum generators for high suction rates resulting in very short evacuation times
- Low space requirement
- Compact and sturdy design
- Wear-resistant and maintenance-free
- Modular system: Large selection of different types
- Can be used directly in the workplace, making them very effective
- Plastic housing
- Versatile connection options:
 - Push-in connector QS
 - Screw-in thread
 - Push-in sleeve
 - Screw-in silencer
- Easy mounting thanks to the double-sided latching function of the mounting plate
- With or without integrated vacuum switch to monitor the vacuum with PNP output

Two housing types

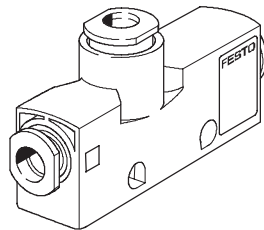
Standard T-type

Connection options:

- QS push-in connectors
- Female thread
- Male thread
- Silencers

Mounting options:

- Direct mounting with screws
- Indirect mounting by latching onto a mounting plate. This plate is suitable for H-rails 35x7.5 to DIN EN 50 022.



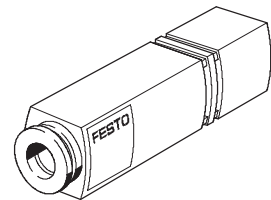
In-line version

Connection options:

- QS push-in connectors
- Push-in sleeve

Mounting options:

Extremely compact housing with supply and vacuum port arranged in a line and with unducted exhaust air. As a result, this housing type can be installed directly into the tubing line.



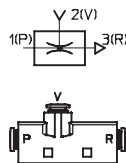
Two operating principles

Standard

- T-type housing

Design:

Supply port at 90° to vacuum port. The drawn-in flow is diverted 90° from V to R.

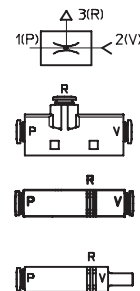


Inline

- T-type housing with exhaust port
- Straight housing without exhaust port for space-saving assembly in a tubing line or directly in the suction cup holder

Design:

Supply and vacuum ports arranged in-line.



Vacuum generators VN

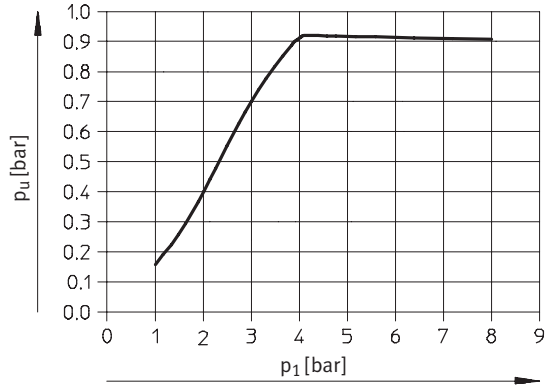
Features

Two variants

High vacuum

up to 93%

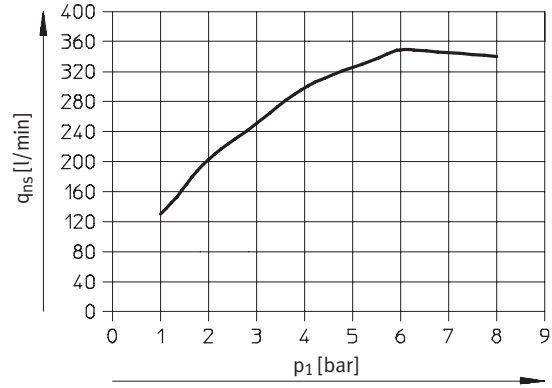
Vacuum p_u as a function of operating pressure p_1



High suction volume

up to 339 l/min which results in very short evacuation times

Suction rate q_{ns} as a function of operating pressure p_1

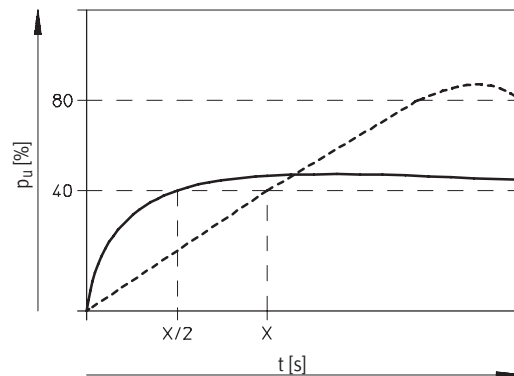


System comparison

High vacuum – high suction volume

The first type of generator has been optimised for the generation of high vacuum at comparatively lower suction flow rates.

The second type of generator, on the other hand, can achieve very short evacuation times because of the high suction flow rate at relatively low vacuum.













----- High vacuum
 ——— High suction volume

Vacuum generators VN

Product range overview

FESTO

Function	Version	Type	Nominal size	Housing width									Supply port (1)	
				T-type					Inline				Push-in connector PQ	Female thread PI
				10	14	16	18	24	10	13	14.5			
[mm]	[mm]	[mm]	[mm]	[mm]	[mm]	[mm]	[mm]	[mm]	[mm]	[mm]	[mm]	[mm]		
High vacuum	Standard H													
		VN-05-H	0.45	■	-	-	-	-	-	-	-	-	■	■
					-	■	-	-	-	-	-	-	■	■
		VN-07-H	0.7	■	-	-	-	-	-	-	-	-	■	■
					-	■	-	-	-	-	-	-	■	■
	VN-10-H	0.95	-	■	-	-	■	-	-	-	-	■	■	
				-	-	-	-	■	-	-	-	■	-	
	VN-14-H	1.4	-	-	-	■	-	-	-	-	-	■	■	
		VN-20-H	2.0	-	-	-	-	■	-	-	-	■	■	
		VN-30-H	3.0	-	-	-	-	■	-	-	-	■	■	
	Standard H with integrated vacuum switch													
		VN-05-H-...-P	0.45	-	-	■	-	-	-	-	-	-	■	-
		VN-07-H-...-P	0.7	-	-	■	-	-	-	-	-	-	■	-
		VN-10-H-...-P	0.95	-	-	■	-	-	-	-	-	-	■	-
	Standard H with ejector pulse													
		VN-05-H-...-A	0.45	-	■	-	-	-	-	-	-	-	■	■
		VN-07-H-...-A	0.7	-	■	-	-	-	-	-	-	-	■	■
		VN-10-H-...-A	0.95	-	■	-	-	-	-	-	-	-	■	■
		VN-14-H-...-A	1.4	-	-	-	■	-	-	-	-	-	■	■
	Standard H with solenoid valve													
	 	VN-05-H-...-M	0.45	-	■	-	-	-	-	-	-	-	■	-
		VN-07-H-...-M	0.7	-	■	-	-	-	-	-	-	-	■	-
		VN-10-H-...-M	0.95	-	■	-	-	-	-	-	-	-	■	-
		VN-14-H-...-M	1.4	-	-	-	■	-	-	-	-	-	■	-
		VN-20-H-...-M	2.0	-	-	-	-	■	-	-	-	-	■	-
		VN-30-H-...-M	3.0	-	-	-	-	■	-	-	-	-	■	-
	Standard H with solenoid valve and ejector pulse													
	VN-05-H-...-B	0.45	-	■	-	-	-	-	-	-	-	■	-	
	VN-07-H-...-B	0.7	-	■	-	-	-	-	-	-	-	■	-	
	VN-10-H-...-B	0.95	-	■	-	-	-	-	-	-	-	■	-	
	VN-14-H-...-B	1.4	-	-	-	■	-	-	-	-	-	■	-	
Inline M														
 	VN-05-M	0.45	■	-	-	-	-	-	-	-	-	■	■	
			-	■	-	-	-	-	-	■	-	-	■	-
			-	-	-	-	-	-	-	-	■	-	-	■
	VN-07-M	0.7	■	-	-	-	-	-	-	-	-	-	■	■
			-	■	-	-	-	-	-	-	-	-	■	-
			-	-	-	-	-	-	-	-	■	-	-	■
VN-10-M	0.95	-	-	-	-	-	-	-	-	-	■	-		
Inline M with ejector pulse														
	VN-05-M-...-A	0.45	-	-	-	-	-	-	-	-	-	■	■	
	VN-07-M-...-A	0.7	-	-	-	-	-	-	-	-	-	■	-	

Vacuum generators VN


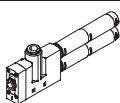

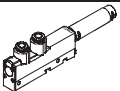
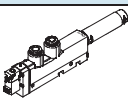
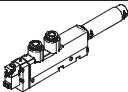
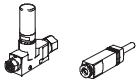

Product range overview

Type	Vacuum port (2)				Exhaust port (3)			Switching function		→ Page/ Internet
	Push-in connector VQ	Female thread VI	Male thread VA	Push-in sleeve VT	Push-in connector RQ	Female thread RI	Silencer RO	Fixed hysteresis O1	Variable hysteresis O2	
Standard H										
VN-05-H	■	■	- ■	-	■	■	■	-	-	11
VN-07-H	■	■	- ■	-	■	■	■	-	-	
VN-10-H	■	■ -	■	-	■	■ -	■	-	-	
VN-14-H	■	■	■	-	■	■	■	-	-	
VN-20-H	■	■	■	-	-	-	■	-	-	
VN-30-H	■	■	■	-	-	-	■	-	-	
Standard H with integrated vacuum switch										
VN-05-H-...-P	■	-	-	-	-	-	-	■	■	27
VN-07-H-...-P		-	-	-	-	-	-	-	-	
VN-10-H-...-P		-	-	-	-	-	-	-	-	
Standard H with ejector pulse										
VN-05-H-...-A	■	■	-	-	-	-	■	-	-	33
VN-07-H-...-A										
VN-10-H-...-A										
VN-14-H-...-A										
Standard H with solenoid valve										
VN-05-H-...-M	■	-	-	-	-	-	■	-	-	33
VN-07-H-...-M										
VN-10-H-...-M										
VN-14-H-...-M										
VN-20-H-...-M										
VN-30-H-...-M										
Standard H with solenoid valve and ejector pulse										
VN-05-H-...-B	■	-	-	-	-	-	■	-	-	33
VN-07-H-...-B										
VN-10-H-...-B										
VN-14-H-...-B										
Inline M										
VN-05-M	■	■	-	-	■	■	■	-	-	11
	■	-	-	■	-	-	-	-	-	
VN-07-M	■	■	-	-	■	■	■	-	-	
	■	-	-	■	-	-	-	-	-	
VN-10-M	■	-	-	-	-	-	-	-	-	
	■	-	-	-	-	-	-	-	-	
Inline M with ejector pulse										
VN-05-M-...-A	■	-	-	-	-	-	-	-	-	33
VN-07-M-...-A										

Vacuum generators VN

Product range overview

FESTO

Function	Version	Type	Nominal size	Housing width							Supply port (1)		
				T-type					Inline		Push-in connector PQ	Female thread PI	
				10	14	16	18	24	10	13			14.5
[mm]	[mm]	[mm]	[mm]	[mm]	[mm]	[mm]	[mm]	[mm]	[mm]	[mm]	[mm]		
High suction rate	Standard L												
		VN-05-L	0.45	■	-	-	-	-	-	-	-	■	■
		VN-07-L	0.7	-	■	-	-	-	-	-	-	■	■
		VN-10-L	0.95	-	■	-	■	-	-	-	-	■	■
		VN-14-L	1.4	-	-	-	■	-	-	-	-	■	■
		VN-20-L	2.0	-	-	-	-	■	-	-	-	■	■
		VN-30-L	3.0	-	-	-	-	■	-	-	-	■	■
	Standard L with integrated vacuum switch												
		VN-05-L...-P	0.45	-	-	■	-	-	-	-	-	■	-
		VN-07-L...-P	0.7	-	-	■	-	-	-	-	-	■	-
		VN-10-L...-P	0.95	-	-	-	■	-	-	-	-	■	-
	Standard L with ejector pulse												
		VN-05-L...-A	0.45	-	■	-	-	-	-	-	-	■	■
		VN-07-L...-A	0.7	-	■	-	-	-	-	-	-	■	■
		VN-10-L...-A	0.95	-	-	-	■	-	-	-	-	■	■
		VN-14-L...-A	1.4	-	-	-	■	-	-	-	-	■	■
	Standard L with solenoid valve												
		VN-05-L...-M	0.45	-	■	-	-	-	-	-	-	■	-
		VN-07-L...-M	0.7	-	■	-	-	-	-	-	-	■	-
		VN-10-L...-M	0.95	-	-	-	■	-	-	-	-	■	-
		VN-14-L...-M	1.4	-	-	-	■	-	-	-	-	■	-
	Standard L with solenoid valve and ejector pulse												
		VN-05-L...-B	0.45	-	■	-	-	-	-	-	-	■	-
		VN-07-L...-B	0.7	-	■	-	-	-	-	-	-	■	-
VN-10-L...-B		0.95	-	-	-	■	-	-	-	-	■	-	
VN-14-L...-B		1.4	-	-	-	■	-	-	-	-	■	-	
Inline N													
	VN-05-N	0.45	-	■	-	-	-	-	-	-	■	■	
			-	-	-	-	-	-	■	-	■	-	
Inline N with ejector pulse													
	VN-05-N...-A	0.45	-	-	-	-	-	-	-	■	■	-	
	VN-07-N...-A	0.7	-	-	-	-	-	-	-	■	■	-	

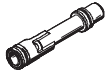
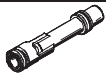
Vacuum generators VN

Product range overview

Type	Vacuum port (2)				Exhaust port (3)			Switching function		→ Page/ Internet
	Push-in connector VQ	Female thread VI	Male thread VA	Push-in sleeve VT	Push-in connector RQ	Female thread RI	Silencer RO	Fixed hysteresis O1	Variable hysteresis O2	
Standard L										
VN-05-L	■	■	- ■	-	■	■	■	-	-	11
VN-07-L	■	■	■	-	■	■	■	-	-	
VN-10-L	■	■ -	■	-	■	■ -	■	-	-	
VN-14-L	■	■	■	-	■	■	-	-	-	
VN-20-L	■	■	■	-	-	-	■	-	-	
VN-30-L	-	■	■	-	-	-	■	-	-	
Standard L with integrated vacuum switch										
VN-05-L...-P	■	-	-	-	-	-	-	■	■	27
VN-07-L...-P		-	-	-	-	-	-	-	-	
VN-10-L...-P		-	-	-	-	-	-	-	-	
Standard L with ejector pulse										
VN-05-L...-A	■	■	-	-	-	-	■	-	-	33
VN-07-L...-A										
VN-10-L...-A										
VN-14-L...-A										
Standard L with solenoid valve										
VN-05-L...-M	■	-	-	-	-	-	■	-	-	33
VN-07-L...-M										
VN-10-L...-M										
VN-14-L...-M										
Standard L with solenoid valve and ejector pulse										
VN-05-L...-B	■	-	-	-	-	-	■	-	-	33
VN-07-L...-B										
VN-10-L...-B										
VN-14-L...-B										
Inline N										
VN-05-N	■ ■	■ -	- -	- ■	■ -	■ -	■ -	- -	- -	11
Inline N with ejector pulse										
VN-05-N...-A	■	-	-	-	-	-	-	-	-	33
VN-07-N...-A										

Vacuum generators VN

Product range overview

Function	Version	Type	Nominal size [mm]	→ Page/ Internet
High vacuum	Vacuum generator cartridge, standard H			45
		VN-05-H	0.45	
		VN-07-H	0.7	
		VN-10-H	0.95	
		VN-14-H	1.4	
		VN-20-H	2.0	
High suction rate	Vacuum generator cartridge, standard L			45
		VN-05-L	0.45	
		VN-07-L	0.7	
		VN-10-L	0.95	
		VN-14-L	1.4	
		VN-20-L	2.0	

Vacuum generators VN

Peripherals overview

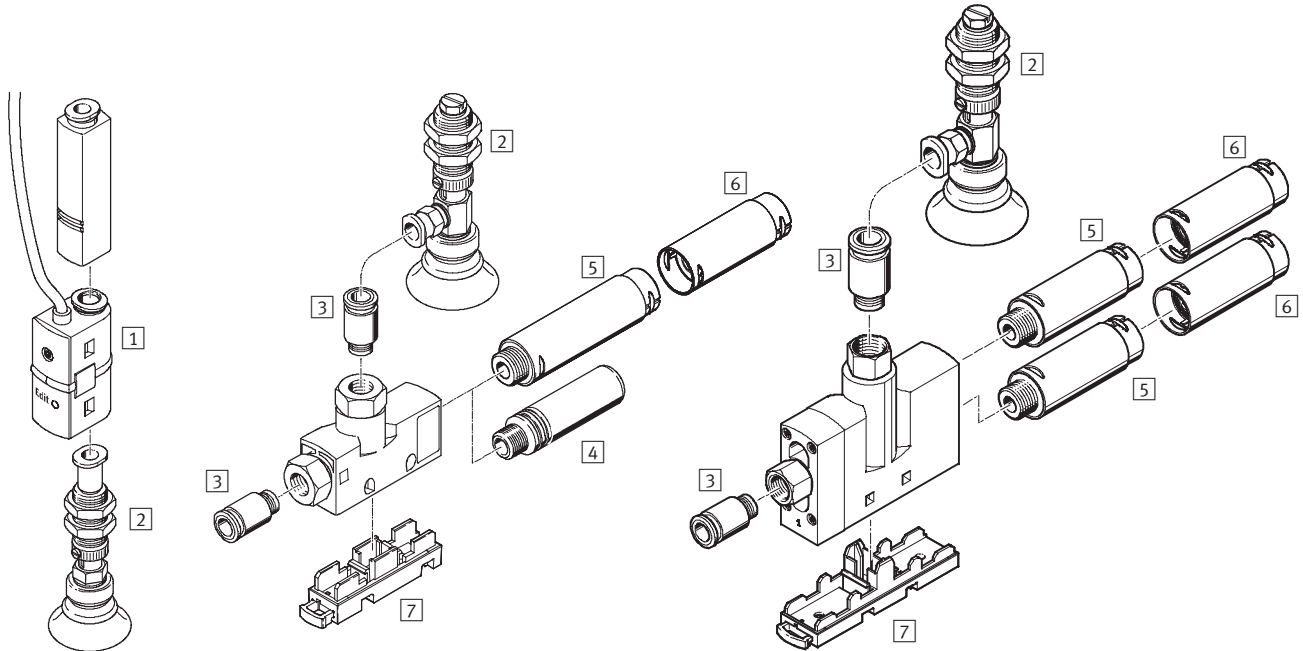
FESTO

VN-05/07/10/14

VN-20/30

Inline

T-type



Mounting attachments and accessories								→ Page/Internet
	VN-05/07/10/14			VN-20/30				
	Inline		T-type			T-type		
	10 mm	13 mm	10 mm	14 mm	18 mm	24 mm		
1 Pressure switch SDE5		■			■		■	sde5
2 Suction gripper ESG		■			■		■	esg
3 Push-in fitting QS		-			■		■	qs
4 Silencer UO		-	■	■	-		-	uo
5 Silencer UOM		-	-	-	■		■	uom
6 Silencer extension UOMS		-	-	-	■		■	uoms
7 Mounting plate VN-T		-			■		■	vn-t
- Suction cup holder ESH		■			■		■	esh
- suction cup ESS		■			■		■	ess

Vacuum generators VN

Type codes

FESTO

VN – 05 – H – T2 – PQ1 – VQ1 – RQ1

Type

VN	Vacuum generator
----	------------------

Nominal laval nozzle size [mm]

05	0.45
07	0.7
10	0.95
14	1.4
20	2.0
30	3.0

Ejector characteristic

H	High vacuum/Standard
L	High suction rate/Standard
M	High vacuum/Inline
N	High suction rate/Inline

Housing type

I2	Inline, grid dimensions 10 mm
I3	Inline, grid dimensions 13 mm
T2	T-type, grid dimensions 10 mm
T3	T-type, grid dimensions 14 mm
T4	T-type, grid dimensions 18 mm
T6	T-type, grid dimensions 24 mm

Supply port (1)

PQ1	Push-in connector QS4
PQ2	Push-in connector QS6
PQ4	Push-in connector QS10
PI2	Female thread M5
PI4	Female thread G $\frac{1}{8}$
PI5	Female thread G $\frac{1}{4}$

Vacuum connection (2)

VQ1	Push-in connector QS4
VQ2	Push-in connector QS6
VQ3	Push-in connector QS8
VQ5	Push-in connector QS12
VI2	Female thread M5
VI4	Female thread G $\frac{1}{8}$
VI5	Female thread G $\frac{1}{4}$
VI6	Female thread G $\frac{3}{8}$
VA4	Male thread G $\frac{1}{8}$
VA5	Male thread G $\frac{1}{4}$
VT1	Push-in sleeve \varnothing 4 mm
VT2	Push-in sleeve \varnothing 6 mm

Exhaust port (3)

RQ1	Push-in connector QS4
RQ2	Push-in connector QS6
RQ3	Push-in connector QS8
RI2	Female thread M5
RI4	Female thread G $\frac{1}{8}$
RI5	Female thread G $\frac{1}{4}$
RO1	Silencer UO, minimal resistance
RO2	Silencer UOM, minimal resistance

-  - Note

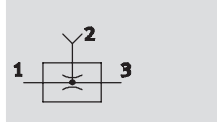
Possible combinations can be found in the ordering data.

Vacuum generators VN

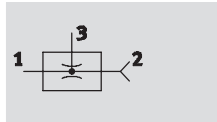
Technical data



FESTO


Function
VN Standard



VN Inline



-  - Temperature range
0 ... +60 °C
-  - Operating pressure
1 ... 8 bar



General technical data – Standard										
Design		T-type								
Type		VN-05		VN-07		VN-10		VN-14	VN-20	VN-30
Grid dimension	[mm]	10	14	10	14	14	18	18	24	24
Nominal size of laval nozzle	[mm]	0.45		0.7		0.95		1.4	2.0	3.0
Ejector characteristic		High vacuum H								
		High suction rate L			–	High suction rate L				
Pneumatic connection 1	Push-in connector	QS4	QS6	QS4	QS6	QS6	QS6	QS6	QS10	QS10
	Female thread	M5	G1/8	M5	G1/8	G1/8	–	G1/8	G1/4	G1/4
Vacuum connection	Push-in connector	QS4	QS6	QS4	QS6	QS6	QS8	QS8	QS12	QS12
	Male thread	–	G1/8	–	G1/8	G1/8	G1/4	G1/4	G1/4	G1/4
	Female thread	M5	G1/8	M5	G1/8	G1/8	–	G1/4	G3/8	G3/8
Pneumatic connection 3	Push-in connector	QS4	QS6	QS4	QS6	QS6	QS8	QS8	–	–
	Female thread	M5	G1/8	M5	G1/8	G1/8	–	G1/4	–	–
	Silencer	min. resis.	min. resis.	min. resis.	min. resis.	min. resis.	min. resis.	min. resis.	min. resis.	min. resis.
Type of mounting		Via through-holes								
		Via H-rail								
		Via wall/surface bracket								
Assembly position		Any								

General technical data – Inline										
Design		T-type				Inline				
Type		VN-05		VN-07		VN-05		VN-07		VN-10
Grid dimension	[mm]	10	14	10	14	10	13	10	13	13
Nominal size of laval nozzle	[mm]	0.45		0.7		0.45		0.7		0.95
Ejector characteristic		High vacuum M								
		–	High suction rate N	–	–	High suction rate N	–	–	–	–
Pneumatic connection 1	Push-in connector	QS4	QS6	QS4	QS6	QS4	QS6	QS4	QS6	QS6
	Female thread	M5	G1/8	M5	G1/8	–	–	–	–	–
Vacuum connection	Push-in connector	QS4	QS6	QS4	QS6	QS4	QS6	QS4	QS6	QS6
	Female thread	M5	G1/8	M5	G1/8	–	–	–	–	–
	Push-in sleeve	–	–	–	–	4	6	4	6	–
Pneumatic connection 3	Push-in connector	QS4	QS6	QS4	QS6	–	–	–	–	–
	Female thread	M5	G1/8	M5	G1/8	–	–	–	–	–
	Silencer	min. resis.	min. resis.	min. resis.	min. resis.	–	–	–	–	–
Type of mounting		Via through-holes				Inline installation				
		Via H-rail								
		Via wall/surface bracket								
Assembly position		Any								

-||- Note: This product conforms with the ISO 1179-1 standard and the ISO 228-1 standard.

Vacuum generators VN

Technical data

FESTO

Operating and environmental conditions		
Pneumatic connection	with push-in fitting	without push-in fitting
Operating pressure [bar]	1 ... 8	
Nominal operating pressure [bar]	6	
Operating medium	Dried, filtered and unlubricated compressed air	
Ambient temperature [°C]	0 ... +60	
Temperature of medium [°C]	0 ... +60	
Corrosion resistance class CRC ¹⁾	1	2

- 1) Corrosion resistance class 1 according to Festo standard 940 070
 Components requiring low corrosion resistance. Transport and storage protection. Parts that do not have primarily decorative surface requirements, e.g. in internal areas that are not visible or behind covers.
 Corrosion resistance class 2 according to Festo standard 940 070
 Components requiring moderate corrosion resistance. Externally visible parts with primarily decorative surface requirements which are in direct contact with a normal industrial environment or media such as coolants or lubricating agents.

Performance data – High vacuum										
Ejector characteristic	Standard H							Inline M		
Nominal size of laval nozzle [mm]	0.45	0.7	0.95	1.4	2.0	3.0	0.45	0.7	0.95	
Max. vacuum [%]	88	88	89	88	92	93	86	86	86	
Operating pressure for max. vacuum [bar]	4.5	4.7	4.5	5.0	3.5	3.7	6.0	5.8	5.8	
Max. suction rate with respect to atmosphere [l/min]	6.2	16	25	51.6	98	186	6.1	13.5	28	
Operating pressure for max. suction rate [bar]	2.1	2.1	3.1	5.1	2.0	5.0	6.3	7.0	5.0	
Pressurisation time ¹⁾ for 1 l volume at p ₁ = 6 bar [s]	4.8	1.9	1.1	0.5	0.2	0.1	4.7	2.1	0.96	

- 1) Time required to build up vacuum to –0.05 bar.

Performance data – High suction rate								
Ejector characteristic	Standard L						Inline N	
Nominal size of laval nozzle [mm]	0.45	0.7	0.95	1.4	2.0	3.0	0.45	
Max. suction rate with respect to atmosphere [l/min]	15.7	38.8	62.7	90.0	188.0	339.0	12.0	
Operating pressure for max. suction rate [bar]	5.0	6.2	4.0	8.0	3.0	6.0	6.0	
Pressurisation time ¹⁾ for 1 l volume at p ₁ = 6 bar [s]	1.7	0.5	0.46	0.25	0.15	0.1	1.57	

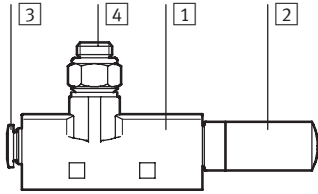
- 1) Time required to build up vacuum to –0.05 bar.

Vacuum generators VN

Technical data

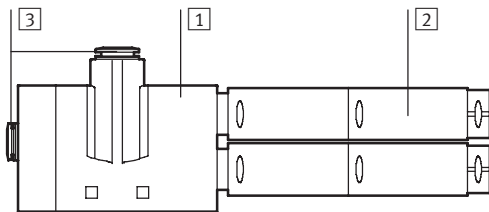
Materials

Sectional view



Vacuum generator VN-05/07/10/14

1	Housing	Polyacetate, reinforced
2	Silencer	RO1 Polyethylene
		RO2 Wrought aluminium alloy, polyacetate, PU foam
3	Push-in fitting	Plastic, nickel plated brass
4	Connecting thread	Wrought aluminium alloy
-	Seals	Nitrile rubber
Note on materials -		Free of copper and PTFE
		RO2 Contains paint-wetting impairment substances



Vacuum generator VN-20/30

1	Housing	Polyacetate, reinforced
2	Silencer	Wrought aluminium alloy, polyacetate, PU foam
3	Push-in fitting	Plastic, nickel plated brass
-	Connecting thread	Wrought aluminium alloy
-	Seals	Nitrile rubber
Note on materials		Free of copper and PTFE
		Contains paint-wetting impairment substances

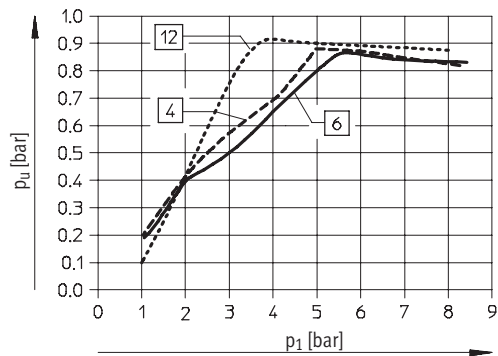
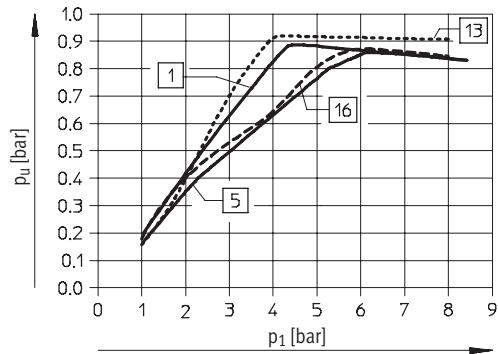
Vacuum generators VN

Technical data

FESTO

Vacuum p_u as a function of operating pressure p_1

High vacuum



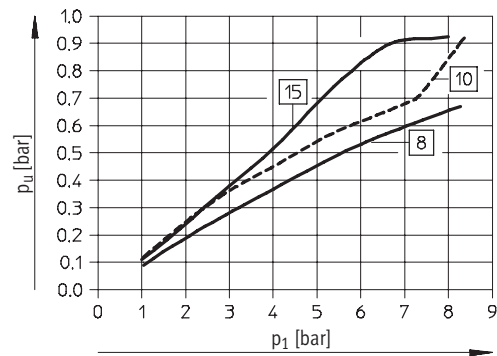
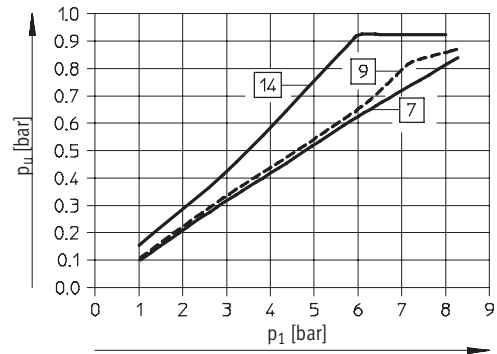
Standard:

- 1 VN-05-H...
- VN-07-H...
- VN-10-H...
- 4 VN-14-H...
- 12 VN-20-H...
- 13 VN-30-H...

Inline:

- 5 VN-05-M...
- 6 VN-07-M...
- 16 VN-10-M...

High suction rate



Standard:

- 7 VN-05-L...
- 8 VN-07-L...
- 9 VN-10-L...
- 10 VN-14-L...
- 14 VN-20-L...
- 15 VN-30-L...

Inline:

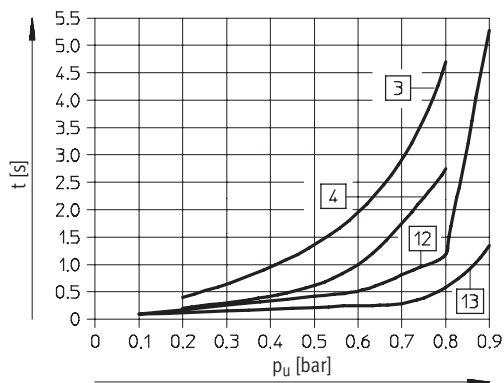
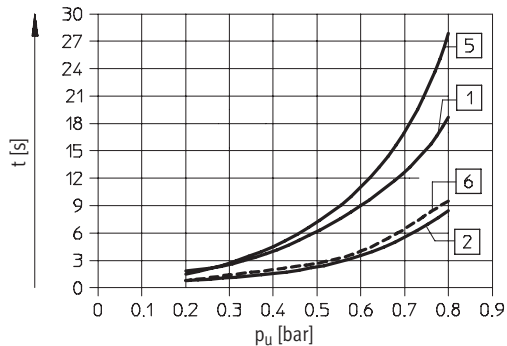
- 8 VN-05-N...

Vacuum generators VN

Technical data

Evacuation time t as a function of vacuum p_u for 1 l volume at 6 bar operating pressure

High vacuum



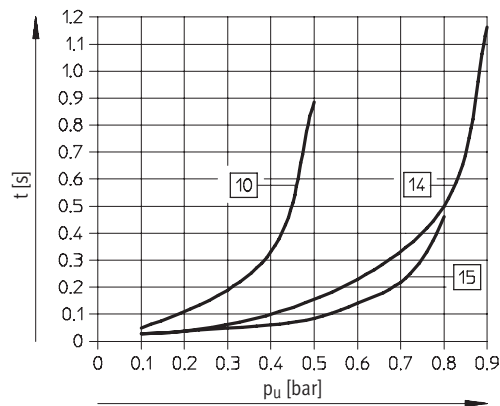
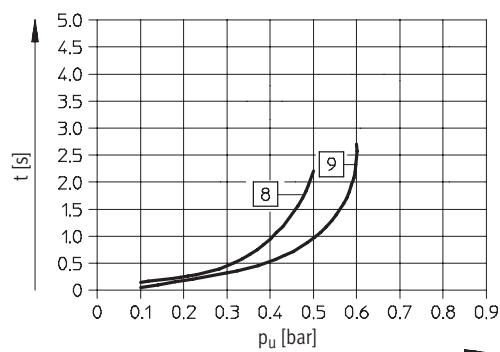
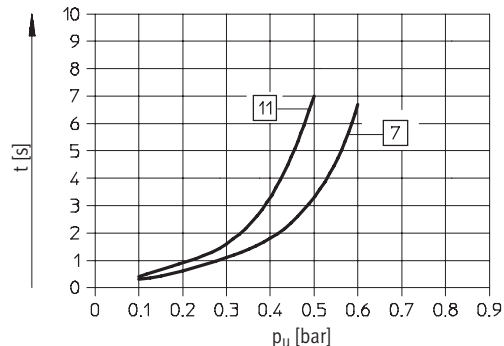
Standard:

- 1 VN-05-H...
- 2 VN-07-H...
- 3 VN-10-H...
- 4 VN-14-H...
- 12 VN-20-H...
- 13 VN-30-H...

Inline:

- 5 VN-05-M...
- 6 VN-07-M...
- 3 VN-10-M...

High suction rate



Standard:

- 7 VN-05-L...
- 8 VN-07-L...
- 9 VN-10-L...
- 10 VN-14-L...
- 14 VN-20-L...
- 15 VN-30-L...

Inline:

- 11 VN-05-N...

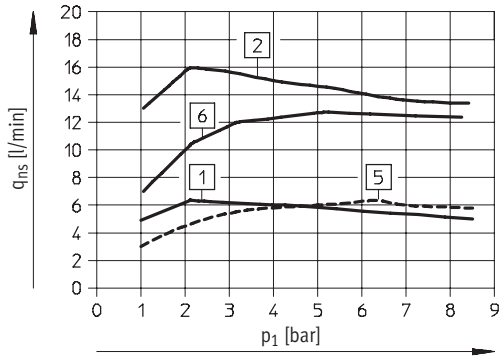
Vacuum generators VN

Technical data

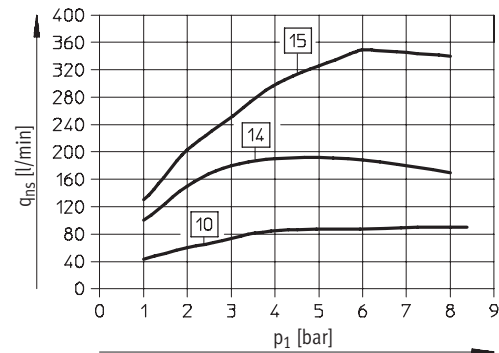
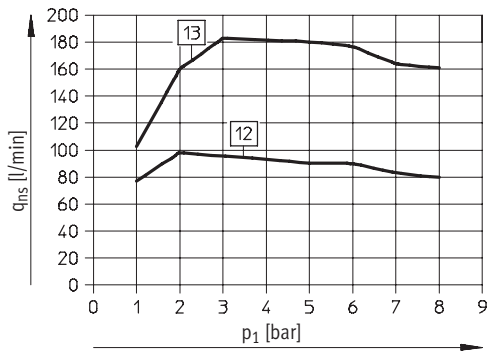
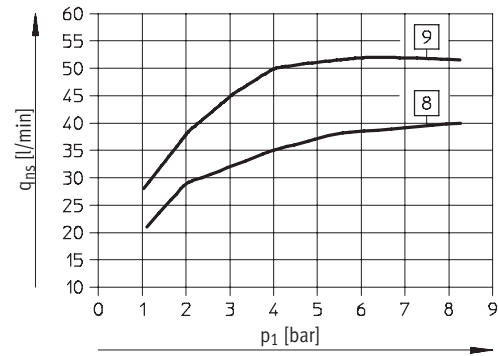
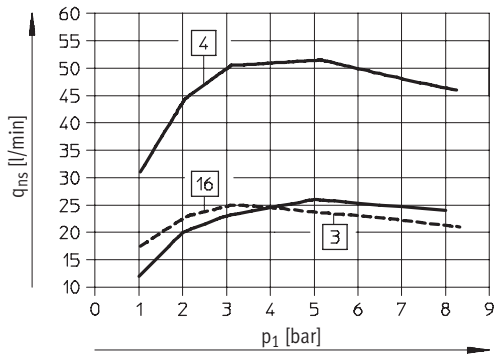
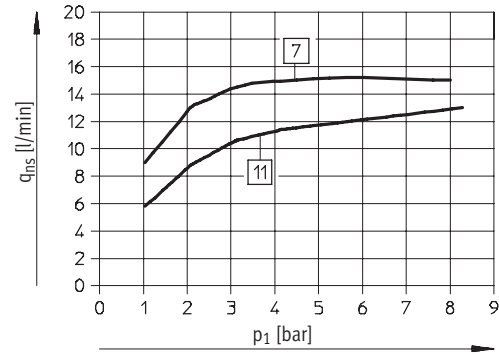
FESTO

Suction rate q_{ns} (with respect to atmosphere) as a function of operating pressure p_1

High vacuum



High suction rate



Standard:

- 1 VN-05-H...
- 2 VN-07-H...
- 3 VN-10-H...
- 4 VN-14-H...
- 12 VN-20-H...
- 13 VN-30-H...

Inline:

- 5 VN-05-M...
- 6 VN-07-M...
- 16 VN-10-M...

Standard:

- 7 VN-05-L...
- 8 VN-07-L...
- 9 VN-10-L...
- 10 VN-14-L...
- 14 VN-20-L...
- 15 VN-30-L...

Inline:

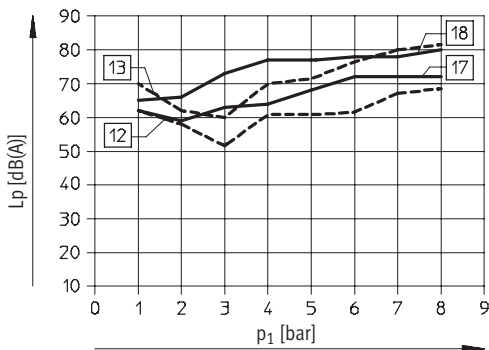
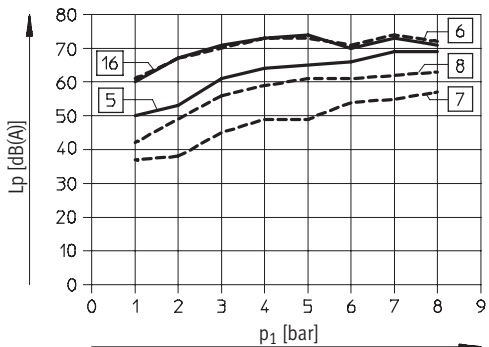
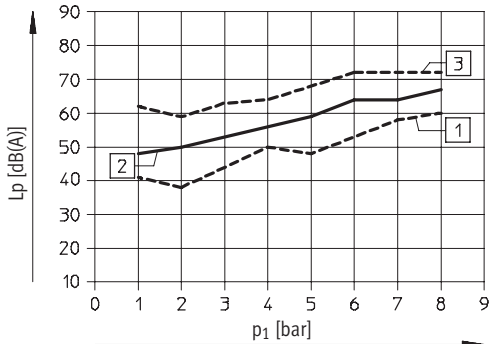
- 11 VN-05-N...

Vacuum generators VN

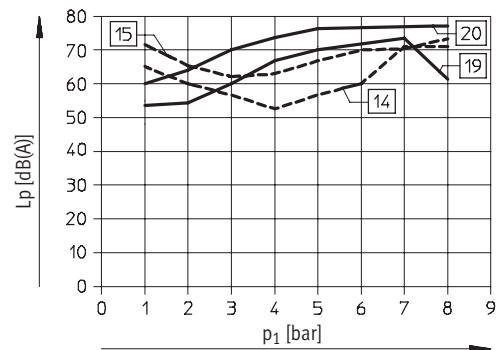
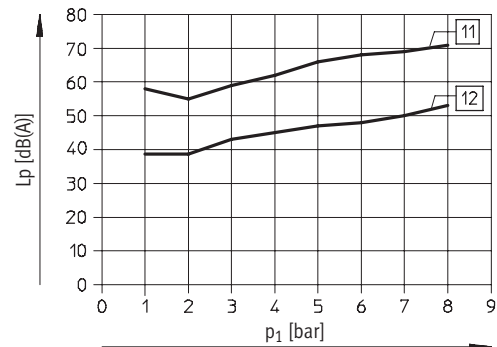
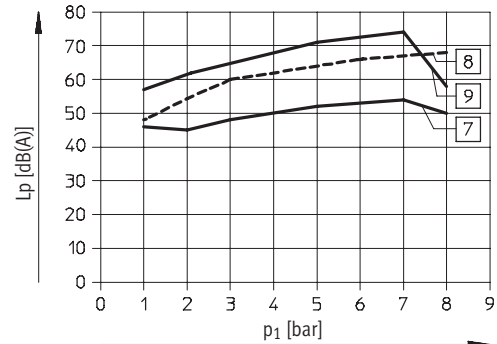
Technical data

Noise level L_p (at distance of 1 m) as a function of operating pressure p_1

High vacuum



High suction rate



Standard:

- 1 VN-05-H...-R01
- 2 VN-07-H...-R01
- 3 VN-10-H...-R01
- 17 VN-10-H...-R02
- 18 VN-14-H...-R02
- 12 VN-20-H...-R02
- 13 VN-30-H...-R02

Inline:

- T-type
- 7 VN-05-M...-R01
- 8 VN-07-M...-R01
- 16 VN-10-M...-R01
- Inline
- 5 VN-05-M-I3...
- 6 VN-07-M-I3...

Standard:

- 7 VN-05-L...-R01
- 8 VN-07-L...-R01
- 9 VN-10-L...-R01
- 19 VN-10-L...-R02
- 20 VN-14-L...-R02
- 14 VN-20-L...-R02
- 15 VN-30-L...-R02

Inline:

- T-type
- 12 VN-05-N...-R01
- Inline
- 11 VN-05-N-I3...

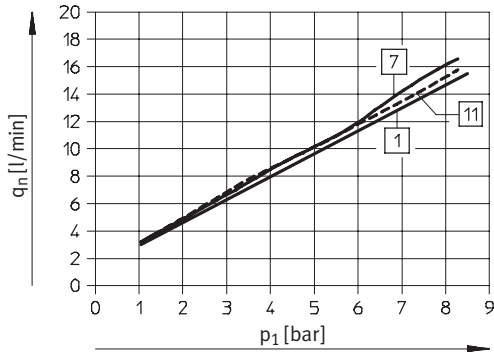
Vacuum generators VN

Technical data

FESTO

Air consumption q_n as a function of operating pressure p_1

High vacuum/high suction rate

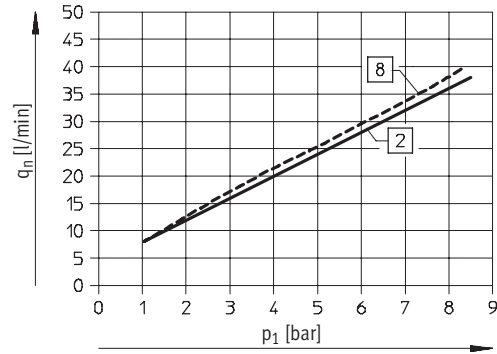


Standard:

- 1 VN-05-H...
- 7 VN-05-L...

Inline:

- 1 VN-05-M...
- 11 VN-05-N...

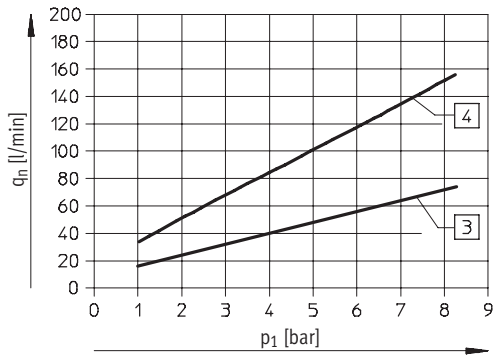


Standard:

- 2 VN-07-H...
- 8 VN-07-L...

Inline:

- 2 VN-07-M...

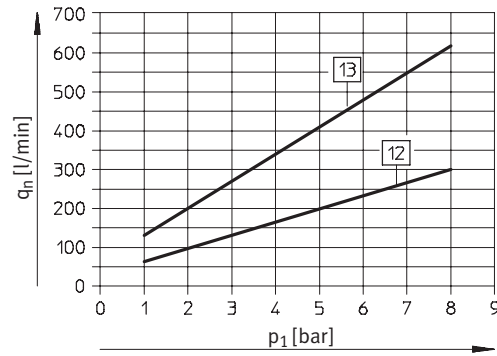


Standard:

- 3 VN-10-H...
- VN-10-L...
- 4 VN-14-H...
- VN-14-L...

Inline:

- 3 VN-10-M...



Standard:

- 12 VN-20-H...
- VN-20-L...
- 13 VN-30-H...
- VN-30-L...

Vacuum generators VN

Technical data

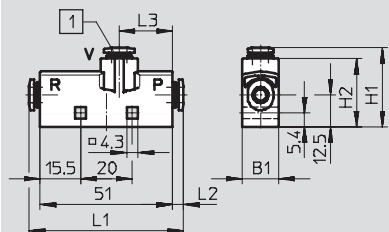
FESTO

Dimensions – T-type/Standard, VN-05/07/10/14

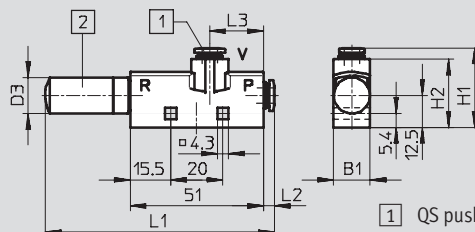
Download CAD data → www.festo.com

VN-...-T...-PQ...-VQ...-RQ...

VN-...-T...-PQ...-VQ...-RO...



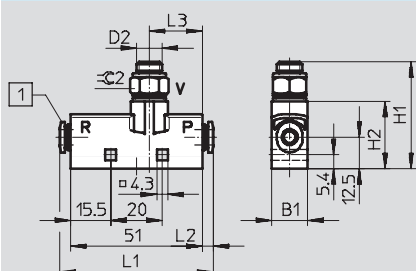
1 QS push-in connector



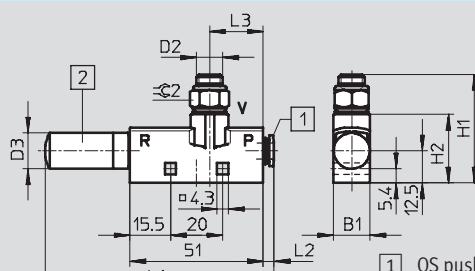
1 QS push-in connector
2 Silencer

VN-...-T...-PQ...-VA...-RQ...

VN-...-T...-PQ...-VA...-RO...



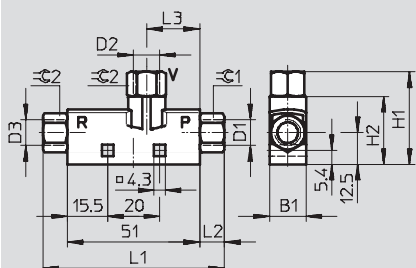
1 QS push-in connector



1 QS push-in connector
2 Silencer

VN-...-T...-PI...-VI...-RI...

VN-...-T...-PI...-VI...-RO...



2 Silencer

Type	B1	Connections			H1	H2	L1	L2	L3	∅C1	∅C2		
		P D1	V D2	R D3									
VN-...-T2-PQ1-VQ1-RQ1	10	QS4	QS4	QS4	31.3	27.7	58.2	3.6	24.3	-	-		
VN-...-T2-PQ1-VQ1-RO1				9.8 ¹⁾			86.8						
VN-...-T2-PI2-VI2-RI2		M5	M5	M5			32.7	-		61	5	9	9
VN-...-T2-PI2-VI2-RO1				9.8 ¹⁾						88.2			
VN-...-T3-PQ2-VQ2-RQ2	14	QS6	QS6	QS6	30.4	26.2	59.4	4.2	25.5	-	-		
VN-...-T3-PQ2-VQ2-RO1				13.8 ¹⁾			97.6						
VN-...-T3-PQ2-VA4-RQ2			G ¹ / ₈	G ¹ / ₈			QS6	41.5		59.4	9.5	13	13
VN-...-T3-PQ2-VA4-RO1							13.8 ¹⁾	97.6					
VN-...-T3-PI4-VI4-RI4		G ¹ / ₈	G ¹ / ₈	G ¹ / ₈			35.7	70		13	17		
VN-...-T3-PI4-VI4-RO1				13.8 ¹⁾			102.9						
VN-...-T4-PQ2-VQ3-RQ3	18	QS6	QS8	QS8	35.9	30.7	63.8	4.2	25.5	-	-		
VN-...-T4-PQ2-VQ3-RO2				17.8 ¹⁾			125.5						
VN-...-T4-PQ2-VA5-RQ3			G ¹ / ₄	G ¹ / ₄			QS8	50.5		63.8	9.5	13	
VN-...-T4-PQ2-VA5-RO2							17.8 ¹⁾	125.5					
VN-...-T4-PI4-VI5-RI5		G ¹ / ₈	G ¹ / ₈	G ¹ / ₄			48.15	81.4		13	17		
VN-...-T4-PI4-VI5-RO2				17.8 ¹⁾			128.8						

1) ∅ Silencer

∅ Note: This product conforms with the ISO 1179-1 standard and the ISO 228-1 standard.

Vacuum generators VN

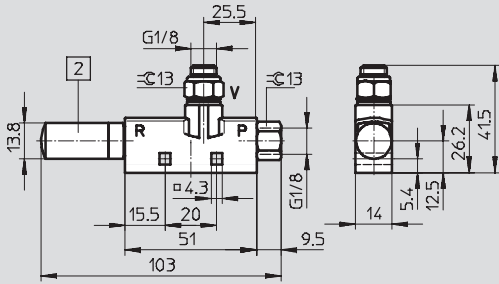
Technical data

FESTO

Dimensions – T-type/Standard, VN-10

Download CAD data → www.festo.com

VN-10-L-T3-PI4-VA4-R01



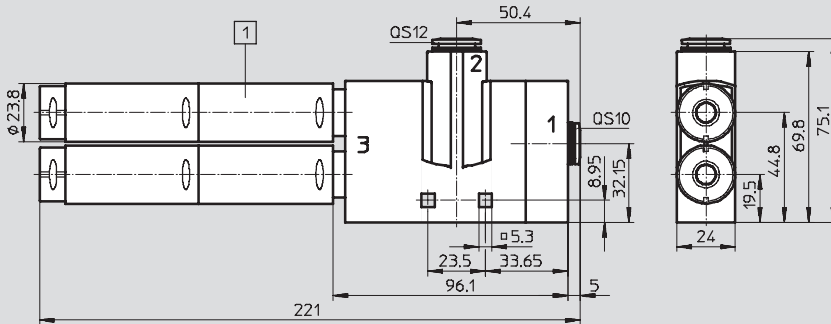
2 Silencer

Note: This product conforms with the ISO 1179-1 standard and the ISO 228-1 standard.

Dimensions – T-type/Standard, VN-20/30

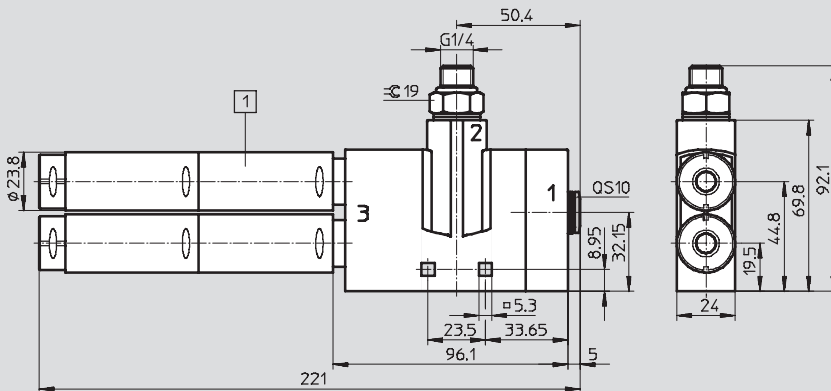
Download CAD data → www.festo.com

VN...-T6-PQ4-VQ5-R02



1 Silencer

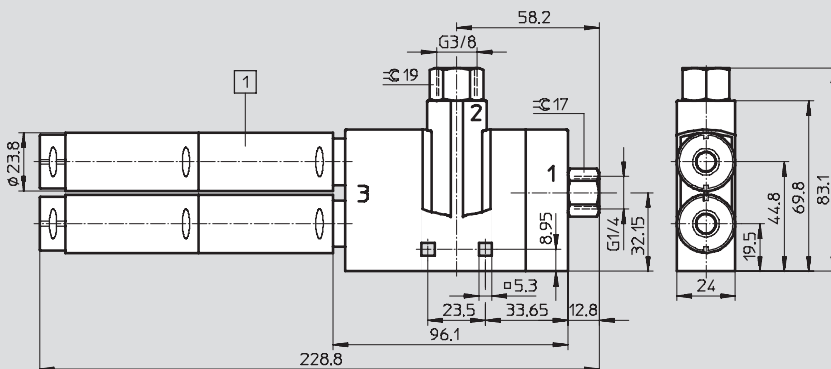
VN...-T6-PQ4-VA5-R02



1 Silencer

Note: This product conforms with the ISO 1179-1 standard and the ISO 228-1 standard.

VN...-T6-PI5-VI6-R02



1 Silencer

Note: This product conforms with the ISO 1179-1 standard and the ISO 228-1 standard.

Vacuum generators VN

Technical data

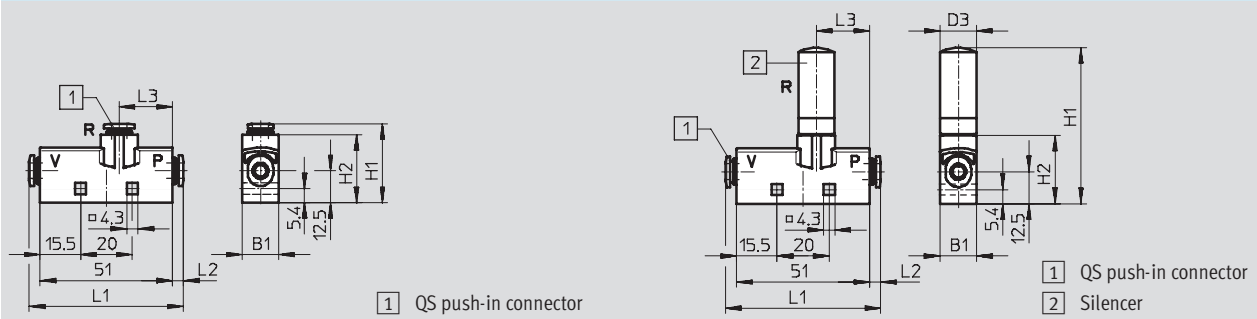
FESTO

Dimensions – T-type/Inline, VN-05/07

Download CAD data → www.festo.com

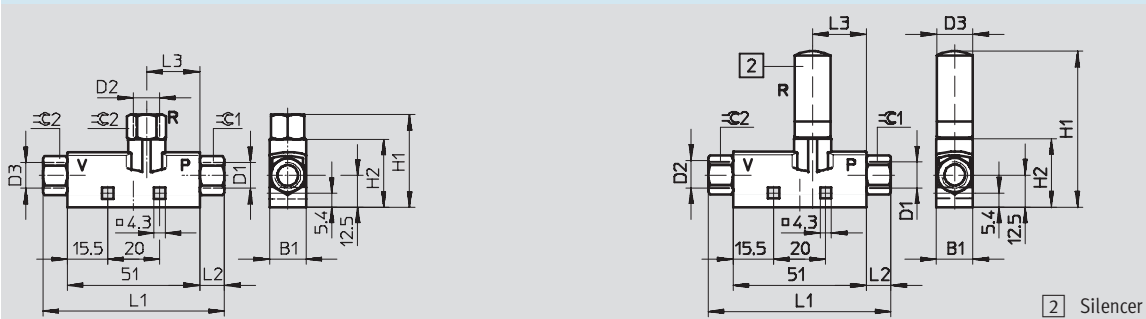
VN-...-T...-PQ...-VQ...-RQ...

VN-...-T...-PQ...-VQ...-R01



VN-...-T...-PI...-VI...-RI...

VN-...-T...-PI...-VI...-R01



Type	B1	Connections			H1	H2	L1	L2	L3	∅C1	∅C2
		P D1	V D2	R D3							
VN-...-T2-PQ1-VQ1-RQ1	10	QS4	QS4	QS4	31.3	27.7	58.2	3.6	24.3	-	-
VN-...-T2-PQ1-VQ1-R01				9.8 ¹⁾	59.9						
VN-...-T2-PI2-VI2-RI2		M5	M5	M5	32.7						
VN-...-T2-PI2-VI2-R01				9.8 ¹⁾	59.9						
VN-...-T3-PQ2-VQ2-RQ2	14	QS6	QS6	QS6	30.4	26.2	59.4	4.2	25.5	-	-
VN-...-T3-PQ2-VQ2-R01				13.8 ¹⁾	68.6						
VN-...-T3-PI4-VI4-RI4		G1/8	G1/8	G1/8	35.7						
VN-...-T3-PI4-VI4-R01				13.8 ¹⁾	68.6						

1) ∅ Silencer

∅ - Note: This product conforms with the ISO 1179-1 standard and the ISO 228-1 standard.

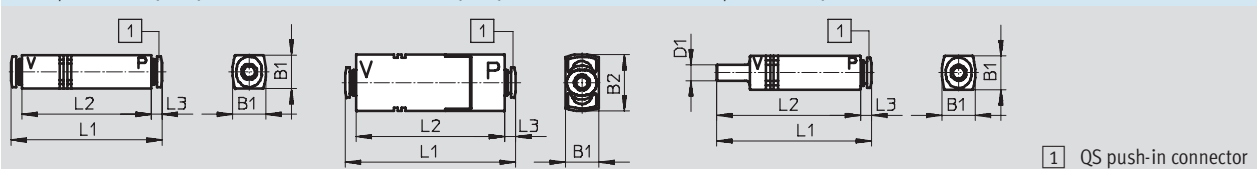
Dimensions – Inline, VN-05/07/10

Download CAD data → www.festo.com

VN-05/07-...-I...-PQ...-VQ...

VN-10-M-I3-PQ2-VQ2

VN-05/07-...-I...-PQ...-VT...











Type	B1	B2	Connections		D1 ∅	L1	L2	L3
			P	V				
VN-05/07-...-I2-PQ1-VQ1	10	-	QS4	QS4	-	57.4	50.2	3.6
VN-05/07-...-I2-PQ1-VT1				-	4	61.6	58	
VN-05/07-...-I3-PQ2-VQ2	13	-	QS6	QS6	-	58.6	50.2	4.2
VN-10-M-I3-PQ2-VQ2		22		-	66.1	57.7		
VN-05/07-...-I3-PQ2-VT2		-		-	6	60.2	56	

Vacuum generators VN

Technical data

FESTO

Ordering data and weights – Standard							
T-type							
Housing width [mm]	Nominal size [mm]	Weight [g]	High vacuum H		Weight [g]	High suction rate L	
			Part No.	Type		Part No.	Type
with push-in connector							
10	0.45	15.1	526 100	VN-05-H-T2-PQ1-VQ1-RQ1	15.1	526 114	VN-05-L-T2-PQ1-VQ1-RQ1
	0.7	15.4	526 101	VN-07-H-T2-PQ1-VQ1-RQ1	–	–	–
14	0.45	22	193 478	VN-05-H-T3-PQ2-VQ2-RQ2	22	193 561	VN-05-L-T3-PQ2-VQ2-RQ2
	0.7	22	193 479	VN-07-H-T3-PQ2-VQ2-RQ2	22	193 562	VN-07-L-T3-PQ2-VQ2-RQ2
	0.95	22	193 480	VN-10-H-T3-PQ2-VQ2-RQ2	22	193 563	VN-10-L-T3-PQ2-VQ2-RQ2
18	0.95	26.9	526 147	VN-10-H-T4-PQ2-VQ3-RQ3	26.4	526 157	VN-10-L-T4-PQ2-VQ3-RQ3
	1.4	27	193 482	VN-14-H-T4-PQ2-VQ3-RQ3	27	193 565	VN-14-L-T4-PQ2-VQ3-RQ3
with push-in connector and silencer							
10	0.45	14.3	193 569	VN-05-H-T2-PQ1-VQ1-R01	14.3	193 595	VN-05-L-T2-PQ1-VQ1-R01
	0.7	14.6	193 570	VN-07-H-T2-PQ1-VQ1-R01	–	–	–
14	0.45	23	193 488	VN-05-H-T3-PQ2-VQ2-R01	22.8	193 571	VN-05-L-T3-PQ2-VQ2-R01
	0.7	23	193 489	VN-07-H-T3-PQ2-VQ2-R01	23.1	193 572	VN-07-L-T3-PQ2-VQ2-R01
	0.95	23	193 490	VN-10-H-T3-PQ2-VQ2-R01	23.3	193 573	VN-10-L-T3-PQ2-VQ2-R01
18	0.95	35.3	549 251	VN-10-H-T4-PQ2-VQ3-R02 	35.7	549 253	VN-10-L-T4-PQ2-VQ3-R02 
	1.4	35.4	547 707	VN-14-H-T4-PQ2-VQ3-R02 	35.1	547 710	VN-14-L-T4-PQ2-VQ3-R02 
24	2.0	182	193 495	VN-20-H-T6-PQ4-VQ5-R02	182	193 578	VN-20-L-T6-PQ4-VQ5-R02
	3.0	182	193 497	VN-30-H-T6-PQ4-VQ5-R02	–	–	–
with push-in connector, vacuum connection with male thread							
14	0.45	24	193 516	VN-05-H-T3-PQ2-VA4-RQ2	24	193 599	VN-05-L-T3-PQ2-VA4-RQ2
	0.7	23	193 517	VN-07-H-T3-PQ2-VA4-RQ2	24	193 600	VN-07-L-T3-PQ2-VA4-RQ2
	0.95	24	193 518	VN-10-H-T3-PQ2-VA4-RQ2	24	193 601	VN-10-L-T3-PQ2-VA4-RQ2
18	0.95	32.5	526 153	VN-10-H-T4-PQ2-VA5-RQ3	32.5	526 163	VN-10-L-T4-PQ2-VA5-RQ3
	1.4	33	193 520	VN-14-H-T4-PQ2-VA5-RQ3	33	193 603	VN-14-L-T4-PQ2-VA5-RQ3
with push-in connector, vacuum connection with male thread and silencer							
14	0.45	24	193 526	VN-05-H-T3-PQ2-VA4-R01	24.5	193 609	VN-05-L-T3-PQ2-VA4-R01
	0.7	25	193 527	VN-07-H-T3-PQ2-VA4-R01	24.8	193 610	VN-07-L-T3-PQ2-VA4-R01
	0.95	25	193 528	VN-10-H-T3-PQ2-VA4-R01	25	193 611	VN-10-L-T3-PQ2-VA4-R01
18	0.95	41.4	549 252	VN-10-H-T4-PQ2-VA5-R02 	41.5	549 254	VN-10-L-T4-PQ2-VA5-R02 
	1.4	41.2	547 706	VN-14-H-T4-PQ2-VA5-R02 	40.9	547 709	VN-14-L-T4-PQ2-VA5-R02 
24	2.0	189	526 145	VN-20-H-T6-PQ4-VA5-R02	189	526 135	VN-20-L-T6-PQ4-VA5-R02
	3.0	189	526 146	VN-30-H-T6-PQ4-VA5-R02	189	526 136	VN-30-L-T6-PQ4-VA5-R02

Vacuum generators VN

Technical data

Ordering data and weights – Standard								
T-type								
Housing width [mm]	Nominal size [mm]	Weight [g]	High vacuum H		Weight [g]	High suction rate L		
			Part No.	Type		Part No.	Type	
with female thread								
10	0.45	12.9	526 102	VN-05-H-T2-PI2-VI2-RI2	13	526 116	VN-05-L-T2-PI2-VI2-RI2	
	0.7	13.2	526 103	VN-07-H-T2-PI2-VI2-RI2		–	–	–
14	0.45	21	193 498	VN-05-H-T3-PI4-VI4-RI4	21	193 581	VN-05-L-T3-PI4-VI4-RI4	
	0.7	21	193 499	VN-07-H-T3-PI4-VI4-RI4		21	193 582	VN-07-L-T3-PI4-VI4-RI4
	0.95	22	193 500	VN-10-H-T3-PI4-VI4-RI4		22	193 583	VN-10-L-T3-PI4-VI4-RI4
18	1.4	36	193 502	VN-14-H-T4-PI4-VI5-RI5	36	193 585	VN-14-L-T4-PI4-VI5-RI5	
with female thread and silencer								
10	0.45	12.9	526 104	VN-05-H-T2-PI2-VI2-RO1	12.9	526 118	VN-05-L-T2-PI2-VI2-RO1	
	0.7	13.2	526 105	VN-07-H-T2-PI2-VI2-RO1		–	–	–
14	0.45	22	193 507	VN-05-H-T3-PI4-VI4-RO1	22.3	193 590	VN-05-L-T3-PI4-VI4-RO1	
	0.7	23	193 508	VN-07-H-T3-PI4-VI4-RO1		22.6	193 591	VN-07-L-T3-PI4-VI4-RO1
	0.95	23	193 509	VN-10-H-T3-PI4-VI4-RO1		22.8	193 592	VN-10-L-T3-PI4-VI4-RO1
18	1.4	39.8	547 705	VN-14-H-T4-PI4-VI5-RO2	39.5	547 708	VN-14-L-T4-PI4-VI5-RO2	
24	2.0	183	526 141	VN-20-H-T6-PI5-VI6-RO2	183	526 131	VN-20-L-T6-PI5-VI6-RO2	
	3.0	183	526 142	VN-30-H-T6-PI5-VI6-RO2		183	526 132	VN-30-L-T6-PI5-VI6-RO2
with female thread, vacuum connection with male thread and silencer								
14	0.95	–	–	–	25.9	543 315	VN-10-L-T3-PI4-VA4-RO1	

Ordering data and weights – Inline							
T-type							
Housing width [mm]	Nominal size [mm]	Weight [g]	High vacuum M		Weight [g]	High suction rate N	
			Part No.	Type		Part No.	Type
with push-in connector							
10	0.45	14.5	526 106	VN-05-M-T2-PQ1-VQ1-RQ1	–	–	–
	0.7	15.4	526 107	VN-07-M-T2-PQ1-VQ1-RQ1		–	–
14	0.45	21	193 536	VN-05-M-T3-PQ2-VQ2-RQ2	22	193 619	VN-05-N-T3-PQ2-VQ2-RQ2
	0.7	22	193 537	VN-07-M-T3-PQ2-VQ2-RQ2		–	–
with push-in connector and silencer							
10	0.45	13.7	526 108	VN-05-M-T2-PQ1-VQ1-RO1	–	–	–
	0.7	14.6	526 109	VN-07-M-T2-PQ1-VQ1-RO1		–	–
14	0.45	22	193 540	VN-05-M-T3-PQ2-VQ2-RO1	22.8	193 623	VN-05-N-T3-PQ2-VQ2-RO1
	0.7	23	193 541	VN-07-M-T3-PQ2-VQ2-RO1		–	–
with female thread							
10	0.45	12.4	526 110	VN-05-M-T2-PI2-VI2-RI2	–	–	–
	0.7	13.3	526 111	VN-07-M-T2-PI2-VI2-RI2		–	–
14	0.45	21	193 544	VN-05-M-T3-PI4-VI4-RI4	21	193 627	VN-05-N-T3-PI4-VI4-RI4
	0.7	21	193 545	VN-07-M-T3-PI4-VI4-RI4		–	–
with female thread and silencer							
10	0.45	12.3	526 112	VN-05-M-T2-PI2-VI2-RO1	–	–	–
	0.7	13.2	526 113	VN-07-M-T2-PI2-VI2-RO1		–	–
14	0.45	22	193 548	VN-05-M-T3-PI4-VI4-RO1	22.3	193 631	VN-05-N-T3-PI4-VI4-RO1
	0.7	22	193 549	VN-07-M-T3-PI4-VI4-RO1		–	–

Vacuum generators VN

Technical data

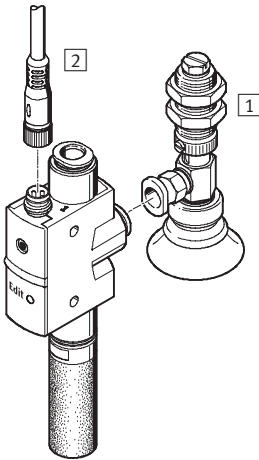
FESTO

Ordering data and weights – Inline							
Inline							
Housing width [mm]	Nominal size [mm]	Weight [g]	High vacuum M		Weight [g]	High suction rate N	
			Part No.	Type		Part No.	Type
with push-in connector							
10	0.45	10.2	193 580	VN-05-M-I2-PQ1-VQ1	–	–	–
	0.7	10.5	193 586	VN-07-M-I2-PQ1-VQ1			
13	0.45	15	193 552	VN-05-M-I3-PQ2-VQ2	16	193 635	VN-05-N-I3-PQ2-VQ2
	0.7	16	193 553	VN-07-M-I3-PQ2-VQ2			
	0.95	23.5	193 554	VN-10-M-I3-PQ2-VQ2			
with push-in connector and push-in sleeve							
10	0.45	7.1	193 587	VN-05-M-I2-PQ1-VT1	–	–	–
	0.7	8	193 588	VN-07-M-I2-PQ1-VT1			
13	0.45	12	193 555	VN-05-M-I3-PQ2-VT2	12	193 637	VN-05-N-I3-PQ2-VT2
	0.7	13	193 556	VN-07-M-I3-PQ2-VT2			

Vacuum generators VN-P, with integrated vacuum switch

Peripherals overview and type codes

Peripherals overview



Mounting attachments and accessories	→ Page/Internet
1 Suction gripper ESG	esg
2 Plug socket with cable, 3-pin NEBU-M8	nebu-m8*3
- Suction cup holder ESH	esh
- Suction cup ESS	ess

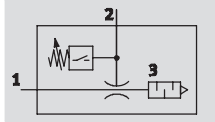
Type codes



VN		05		H		T4		PQ2		VQ2		O2		P	
Type															
VN	Vacuum generator														
Nominal size [mm]															
05	0.45														
07	0.7														
10	0.95														
Ejector characteristic															
H	High vacuum/Standard														
L	High suction rate/Standard														
Housing type															
T4	T-type, grid dimensions 16 mm														
Supply port (1)															
PQ2	Push-in connector QS6														
Vacuum connection (2)															
VQ2	Push-in connector QS6														
Switching function															
O1	Threshold value with fixed hysteresis, 2 teach-in points, NO contact														
O2	Threshold value with variable hysteresis, NO contact														
Electrical output															
P	Switch output PNP														

Vacuum generators VN-P, with integrated vacuum switch

Technical data

Function
VN Standard



-  Temperature range
0 ... +60 °C
-  Operating pressure
1 ... 8 bar



- Threshold value comparator with fixed or variable hysteresis
- Teach-in setting option for threshold value and hysteresis

General technical data			
Design	T-type		
Type	VN-05	VN-07	VN-10
Grid dimension [mm]	16	16	16
Nominal size [mm]	0.45	0.7	0.95
Ejector characteristic	High vacuum/Standard H High suction rate/Standard L		
Pneumatic connection 1	QS6		
Vacuum connection	QS6		
Pneumatic connection 3	Silencer, minimal resistance		
Measuring principle	Piezoresistive		
Measured variable	Relative pressure		
Pressure measuring range [bar]	-1 ... 0		
Type of mounting	Via through-holes		
Assembly position	Any ¹⁾		
Cleaning recommendation	Soap suds		
Product weight [g]	33	36	36

1) The collection of condensate in the sensor should be prevented.

Operating and environmental conditions	
Operating pressure [bar]	1 ... 8
Nominal operating pressure [bar]	6
Operating medium	Dried, filtered and unlubricated compressed air
Ambient temperature [°C]	0 ... +50
Temperature of medium [°C]	0 ... +60
Corrosion resistance class CRC ¹⁾	1

1) Corrosion resistance class 1 according to Festo standard 940 070
Components requiring low corrosion resistance. Transport and storage protection. Parts that do not have primarily decorative surface requirements, e.g. in internal areas that are not visible or behind covers.

Performance data							
Ejector characteristic	High vacuum/Standard H			High suction rate/Standard L			
Nominal size [mm]	0.45	0.7	0.95	0.45	0.7	0.95	
Max. vacuum [%]	92	92	93	-	-	-	
Operating pressure for max. vacuum [bar]	4.9	4.4	3.5	-	-	-	
Max. suction rate with respect to atmosphere [l/min]	7.2	16.2	21.8	13.6	30.9	41.5	
Operating pressure for max. suction rate [bar]	3	3	3	5	4	5	

Vacuum generators VN-P, with integrated vacuum switch

Technical data

Electrical data		
Operating voltage range	[V DC]	15 ... 30
Residual ripple	[%]	10
Electrical connection		M8x1, 3-pin
Switch-on/switch-off times	[ms]	≤ 4
Switch output		PNP
Max. output current	[mA]	100
Residual current	[mA]	≤ 0.3
Voltage drop	[V]	≤ 1.5
Switching element function		NO contact
Switching function		Threshold value comparator with fixed hysteresis
		Threshold value comparator with variable hysteresis
Threshold value setting range	[bar]	-1 ... 0
Accuracy	[% FS] ¹⁾	1.5
Hysteresis	[% FS] ¹⁾	2 (threshold value comparator with fixed hysteresis)
Long-term drift	[% FS] ¹⁾	Max. ±0.5
Temperature coefficient of switching point	[%/K]	0.05
Type of display/switching status display		LED
Inductive protective circuit		Adapted to MZ, MY, ME coils
Protection against short circuit		Pulsed
Protection against polarity reversal		For all electrical connections
Protection against overloading		Yes
Protection class		IP40 (to EN 60 529)
CE symbol		EU conformity in accordance with the directive 89/336/EEC (EMC)

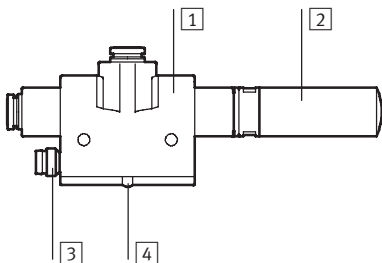
1) % FS = % of the measuring range final value (full scale)

Electrical outputs ¹⁾	Pin allocations
1 switch output PNP	
Plug M8x1	

1) Core colours indicated apply when using plug sockets with cable NEBU-M8, 3-pin. Technical data → Internet: nebu-m8*3

Materials

General view



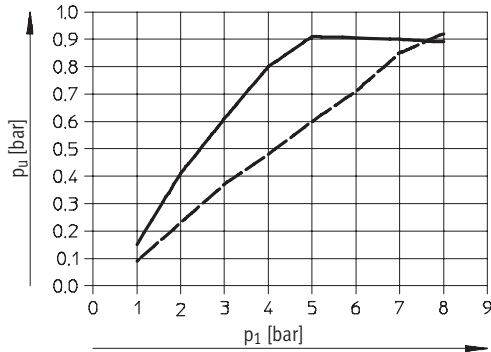
Vacuum generator		
1	Housing	Polyacetate, reinforced
2	Silencer	Polyethylene
3	Plug housing	Polyamide, nickel and chrome plated brass
4	Fibre optics	Polycarbonate
-	Key pad	Silicone rubber
-	Seals	Nitrile rubber
	Note on materials	Contains paint-wetting impairment substances

Vacuum generators VN-P, with integrated vacuum switch

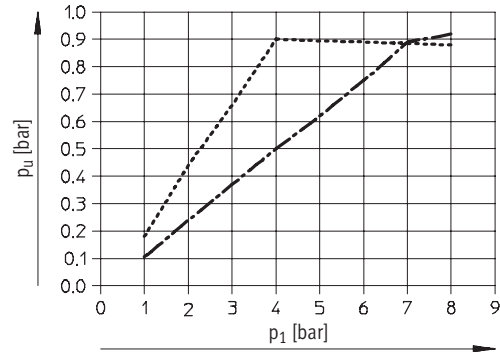
Technical data

Vacuum p_u as a function of operating pressure p_1

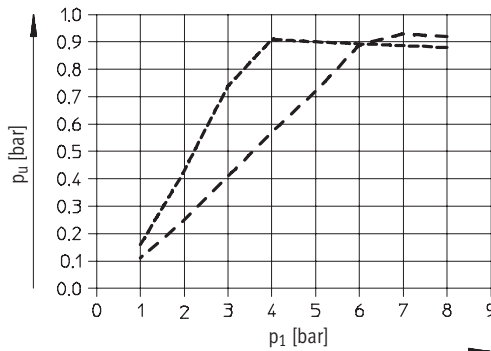
High vacuum/high suction rate



— VN-05-H
- - - VN-05-L



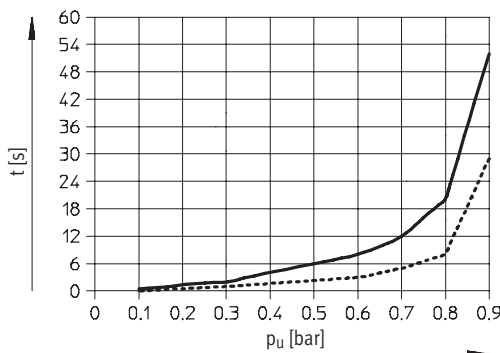
..... VN-07-H
- · - · - VN-07-L



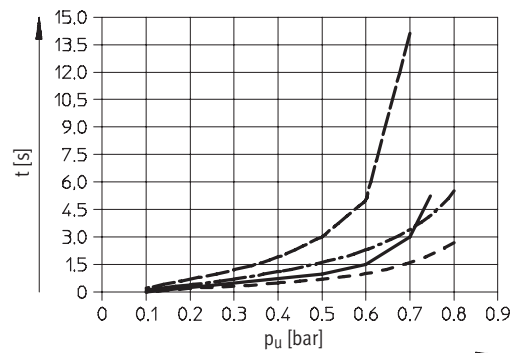
- - - VN-10-H
- · - · - VN-10-L

Evacuation time t as a function of vacuum p_u for 1 l volume at 6 bar operating pressure

High vacuum/high suction rate



— VN-05-H
..... VN-07-H



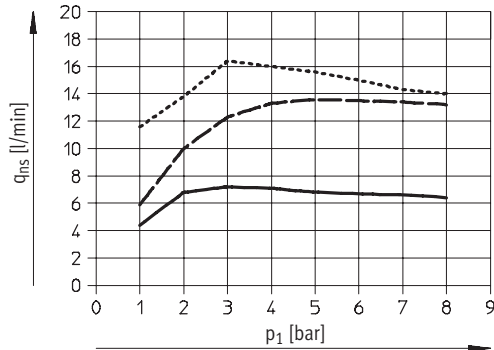
- - - VN-05-L
- · - · - VN-07-L
— VN-10-H
- - - VN-10-L

Vacuum generators VN-P, with integrated vacuum switch

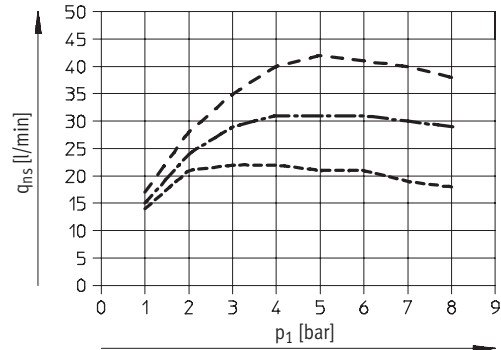
Technical data

Suction rate q_{ns} (with respect to atmosphere) as a function of operating pressure p_1

High vacuum/high suction rate



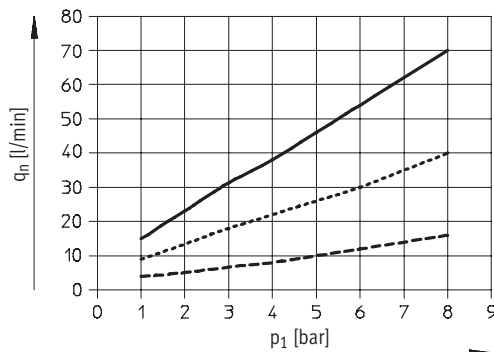
- VN-05-H
- - - VN-05-L
- VN-07-H



- · - · - VN-07-L
- - - VN-10-H
- VN-10-L

Air consumption q_n as a function of operating pressure p_1

High vacuum/high suction rate



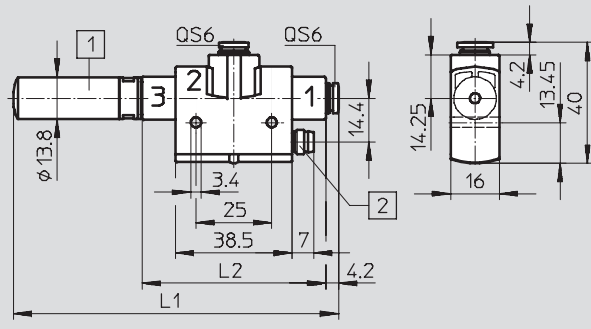
- - - VN-05
- VN-07
- VN-10

Vacuum generators VN-P, with integrated vacuum switch

Technical data

Dimensions

Download CAD data → www.festo.com



- 1 Silencer
- 2 Plug, M8x1, 3-pin

Type	L1	L2
VN-05	93.6	44.2
VN-07	107	60.5
VN-10		

Ordering data

with push-in connector and silencer

Nominal size [mm]	Switching function		High vacuum/Standard H		High suction rate/Standard L	
	Threshold value with fixed hysteresis	Threshold value with variable hysteresis	Part No.	Type	Part No.	Type
0.45	■	–	536 796	VN-05-H-T4-PQ2-VQ2-01-P	536 798	VN-05-L-T4-PQ2-VQ2-01-P
	–	■	536 797	VN-05-H-T4-PQ2-VQ2-02-P	536 799	VN-05-L-T4-PQ2-VQ2-02-P
0.7	■	–	536 800	VN-07-H-T4-PQ2-VQ2-01-P	536 802	VN-07-L-T4-PQ2-VQ2-01-P
	–	■	536 801	VN-07-H-T4-PQ2-VQ2-02-P	536 803	VN-07-L-T4-PQ2-VQ2-02-P
0.95	■	–	536 804	VN-10-H-T4-PQ2-VQ2-01-P	536 806	VN-10-L-T4-PQ2-VQ2-01-P
	–	■	536 805	VN-10-H-T4-PQ2-VQ2-02-P	536 807	VN-10-L-T4-PQ2-VQ2-02-P

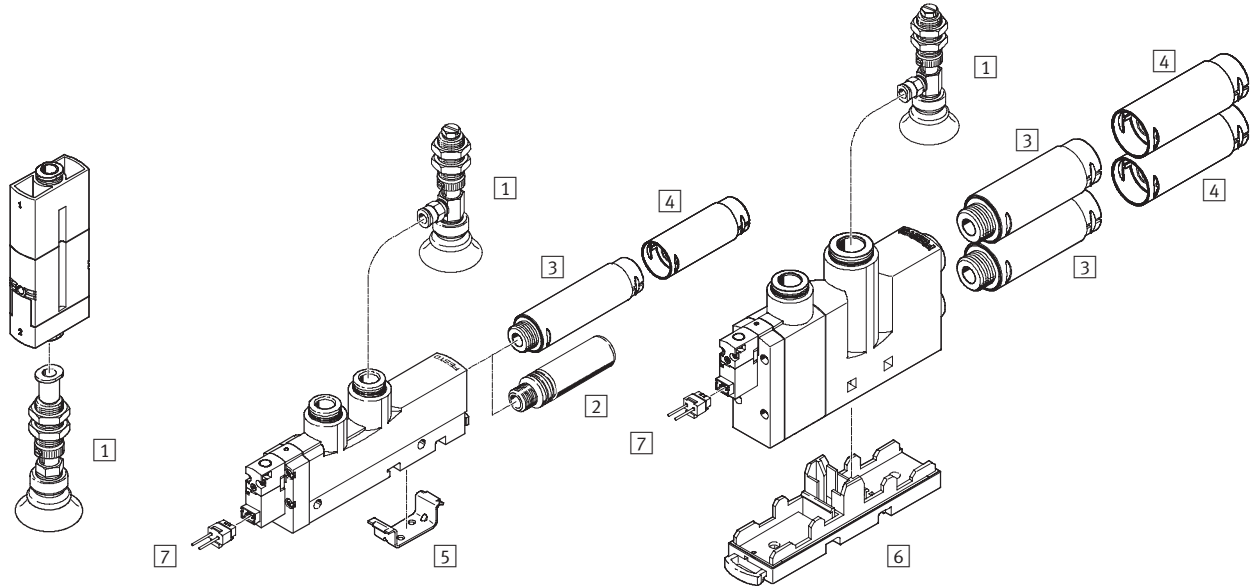
Vacuum generators VN-A/M/B, with additional functions

Peripherals overview

Inline
VN-05/07-...-A

T-type
VN-05/07/10/14-...-A/M/B

VN-20/30-...-M



Mounting attachments and accessories										→ Page/Internet
	Inline	T-type								
	VN-05/07	VN-05/07/10			VN-14				VN-20/30	
	A	A	M	B	A	M	B		M	
1 Suction gripper ESG	■		■			■			■	esg
2 Silencer UO	-		■			-			-	uo
3 Silencer UOM	-		-			■			■	uom
4 Silencer extension UOMS	-		-			■			■	uoms
5 Mounting bracket VN-T3/T4	-		■			■			-	vn-t
6 Mounting plate VN-T6-BP-NRH	-		-			-			■	vn-t
7 Plug socket with cable, 2-pin KMH	-	-	■	■	-	■	■		■	kmh
- Suction cup holder ESH	■		■			■			■	esh
- Suction cup ESS	■		■			■			■	ess

Vacuum generators VN-A/M/B, with additional functions

Type codes

VN – 05 – H – T3 – PQ2 – VQ2 – RO1 – M

Type

VN	Vacuum generator
----	------------------

Nominal size of laval nozzle [mm]

05	0.45
07	0.7
10	0.95
14	1.4
20	2.0
30	3.0

Ejector characteristic

H	High vacuum/Standard T-type
L	High suction rate/Standard T-type
M	High vacuum/Inline
N	High suction rate/Inline

Housing type

I3	Inline, grid dimension 14.5 mm
T3	T-type, grid dimension 14 mm
T4	T-type, grid dimension 18 mm
T6	T-type, grid dimension 24 mm

Supply port (1)

PQ2	Push-in connector QS6
PQ3	Push-in connector QS8
PQ4	Push-in connector QS10
PI4	Female thread G ¹ / ₈
PI5	Female thread G ¹ / ₄

Vacuum port (2)


VQ2	Push-in connector QS6
VQ3	Push-in connector QS8
VQ5	Push-in connector QS12
VI4	Female thread G ¹ / ₈
VI5	Female thread G ¹ / ₄

Exhaust port (3)

RO1	Silencer UO, minimal resistance
RO2	Silencer UOM, minimal resistance

Additional functions

A	Ejector pulse
M	Solenoid valve for vacuum ON/OFF
B	Solenoid valve for vacuum ON/OFF and ejector pulse

 Note
Possible combinations can be found in the ordering data.

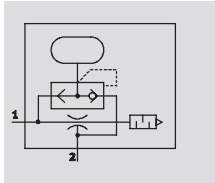
Vacuum generators VN-A/M/B, with additional functions

Technical data

Function


VN-A


Pneumatic ejector pulse



VN-A

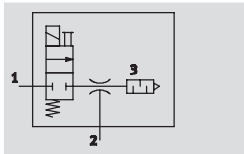
 Temperature range
0 ... +60 °C

 Operating pressure
1 ... 8 bar




VN-M


Electrical solenoid valve



VN-M / VN-B

 Temperature range
0 ... +50 °C

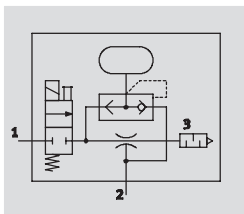
 Operating pressure
2 ... 8 bar



VN-B

Pneumatic ejector pulse

Electrical solenoid valve



General technical data – Standard																
Constructional design		T-type														
Type		VN-05			VN-07			VN-10			VN-14			VN-20	VN-30	
Grid dimension	[mm]	14			14			14			18			24	24	
Integrated function		A	M	B	A	M	B	A	M	B	A	M	B	M	M	
Nominal size of laval nozzle	[mm]	0.45			0.7			0.95			1.4			2.0	3.0	
Ejector characteristic		High vacuum/Standard H (T-type)														
		High suction rate/Standard L (T-type)														
		-														
Pneumatic port 1	Push-in connector	QS6	QS6	QS6	QS6	QS6	QS6	QS6	QS6	QS6	QS6	QS8	QS8	QS8	QS10	QS10
	Female thread	G1/8	-	-	G1/8	-	-	G1/8	-	-	G1/4	-	-	-	-	-
Vacuum port	Push-in connector	QS6	QS6	QS6	QS6	QS6	QS6	QS6	QS6	QS6	QS8	QS8	QS8	QS12	QS12	
	Female thread	G1/8	-	-	G1/8	-	-	G1/8	-	-	G1/4	-	-	-	-	
Pneumatic port 3		Silencer, minimal resistance														
Type of mounting		Via through-holes														
		Via H-rail														
Mounting position		Any														
Cleaning recommendation		Soapy water														

- | - Note: This product conforms with the ISO 1179-1 standard and the ISO 228-1 standard.

Vacuum generators VN-A/M/B, with additional functions

Technical data

General technical data – Inline		
Constructional design	Inline	
Type	VN-05	VN-07
Grid dimension [mm]	14.5	14.5
Integrated function	A	A
Nominal size of laval nozzle [mm]	0.45	0.7
Ejector characteristic	High vacuum/Inline M High suction rate/Inline N	
Pneumatic port 1	QS6	
Vacuum port	QS6	
Type of mounting	Via through-holes	
Mounting position	Any	
Cleaning recommendation	Soapy water	

Operating and environmental conditions				
Pneumatic connection	Via push-in fitting			Via female threads
Integrated function	A	M	B	A
Operating pressure [bar]	1 ... 8	2 ... 8		1 ... 8
Nominal operating pressure [bar]	6			
Operating medium	Dried, filtered and unlubricated compressed air			
Ambient temperature [°C]	0 ... +60	0 ... +50		0 ... +60
Temperature of medium [°C]	0 ... +60	0 ... +50		0 ... +60
Corrosion resistance class CRC ¹⁾	1			2

1) Corrosion resistance class 1 to Festo standard 940 070

Components requiring low corrosion resistance. Transport and storage protection. Parts that do not have primarily decorative surface requirements, e.g. in internal areas that are not visible or behind covers.

Corrosion resistance class 2 to Festo standard 940 070

Components subject to moderate corrosion stress. Externally visible parts with primarily decorative surface requirements which are in direct contact with a normal industrial environment or media such as coolants or lubricating agents.

Performance data – High vacuum																
Ejector characteristic	Standard H														Inline M	
	0.45			0.7			0.95			1.4			2.0	3.0	0.45	0.7
Nominal size of laval nozzle [mm]	A	M	B	A	M	B	A	M	B	A	M	B	M	M	A	A
Max. vacuum [%]	92			92			93			92			92	93	93	93
Operating pressure for max. vacuum [bar]	4.9			4.4			3.5			3.5			3.5	3.7	4.3	4.3
Max. suction rate with respect to atmosphere [l/min]	7.2			16.2			21.8			48.8			98	186	7.2	16.6
Operating pressure for max. suction rate [bar]	3			3			3			2			2	2	2	2
Pressurisation time ¹⁾ for 1 l volume, at p ₁ = 6 bar [s]	3.63	3.9		1.5	1.69		0.96	1.06		0.43	0.5		0.24	0.13	4.1	1.69
Pressurisation time with test volume ²⁾ , at p ₁ = 6 bar [ms]	20	116	41	16	91	32	13	62	30	8	49	31	–	–	–	–

1) Time required to build up vacuum to –0.05 bar.

 2) Test volume at the vacuum port: VN-05 = 15 cm³, VN-07/10 = 30 cm³, VN-14 = 45 cm³

Vacuum generators VN-A/M/B, with additional functions

Technical data

Performance data – High suction rate														
Ejector characteristic	Standard L												Inline N	
Nominal size of laval nozzle [mm]	0.45			0.7			0.95			1.4			0.45	0.7
Integrated function	A	M	B	A	M	B	A	M	B	A	M	B	A	A
Max. suction rate with respect to atmosphere [l/min]	13.6			30.9			40.5			92.6			13.3	32.6
Operating pressure for max. suction rate [bar]	5			4			5			5			5	4
Pressurisation time ¹⁾ for 1 l volume, [s] at p ₁ = 6 bar	1.93	1.97		0.79	0.83		0.62	0.67		0.28	0.32		2.24	0.89
Pressurisation time with test volume ²⁾ , at p ₁ = 6 bar [ms]	16	76	37	14	59	31	12	48	28	8	40	32	–	–

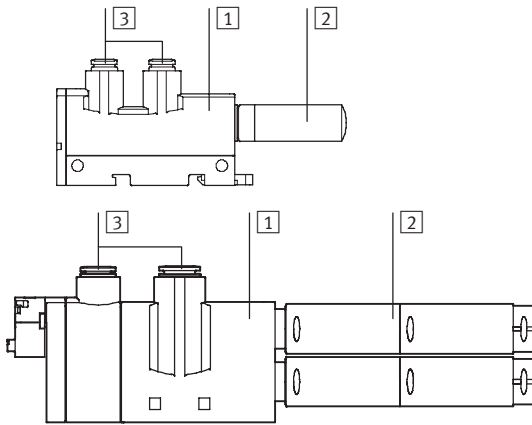
1) Time required to build up vacuum to –0.05 bar.

 2) Test volume at the vacuum port: VN-05 = 15 cm³, VN-07/10 = 30 cm³, VN-14 = 45 cm³

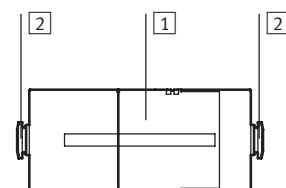
Technical data – Solenoid valve		
Operating voltage range [V DC]	21.6 ... 26.4	
Duty cycle [%]	100	
Protection class	IP40 (to EN 60 529)	
Valve function	2/2-way valve	
Manual override	By pushing	

Materials

Sectional view



Vacuum generator VN – Standard		
1	Housing	Reinforced polyacetate Reinforced polyamide
2	Silencer	RO1 Polyethylene
		RO2 Wrought aluminium alloy, polyacetate, PU foam
3	Push-in fitting	Plastic, nickel plated brass
–	Jet nozzle	Wrought aluminium alloy
–	Receiver nozzle	Polyacetate
–	Seals	Nitrile rubber
	Note on materials	– Free of copper and PTFE
		RO2 Contains paint-wetting impairment substances



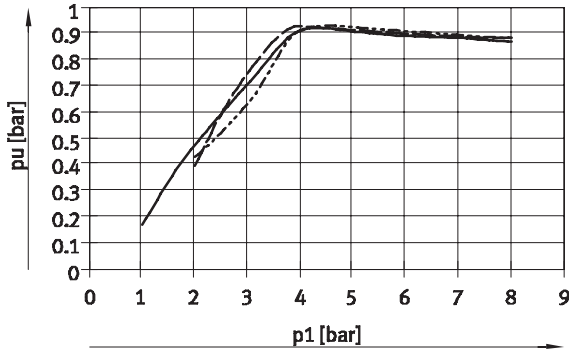
Vacuum generator VN – Inline		
1	Housing	Reinforced polyacetate Reinforced polyamide
2	Push-in fitting	Plastic, nickel plated brass
–	Jet nozzle	Wrought aluminium alloy
–	Receiver nozzle	Polyacetate
–	Seals	Nitrile rubber
	Note on materials	Free of copper and PTFE

Vacuum generators VN-A/M/B, with additional functions

Technical data

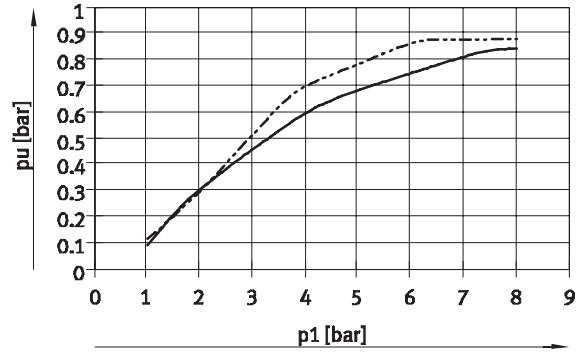
Vacuum p_u as a function of operating pressure p_1

High vacuum – Standard

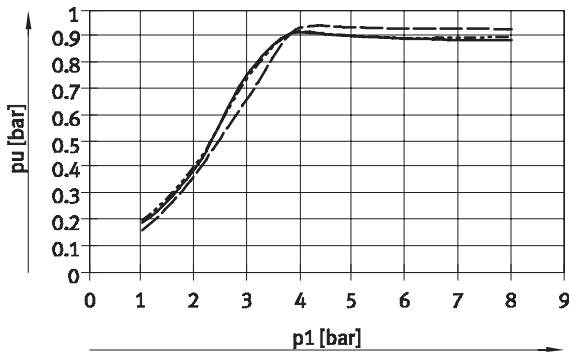


— VN-05-H
 - - - VN-07-H
 - · - VN-10-H

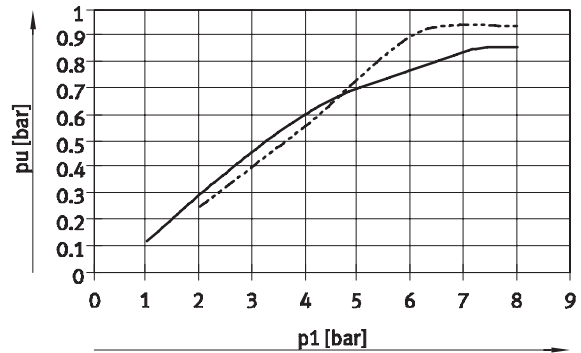
High suction rate – Standard



— VN-05-L
 - - - VN-10-L

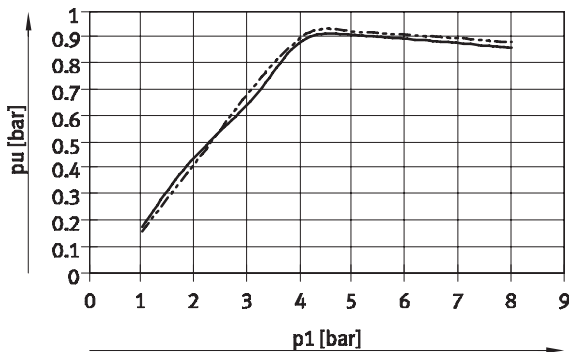


— VN-14-H
 - - - VN-20-H
 - · - VN-30-H



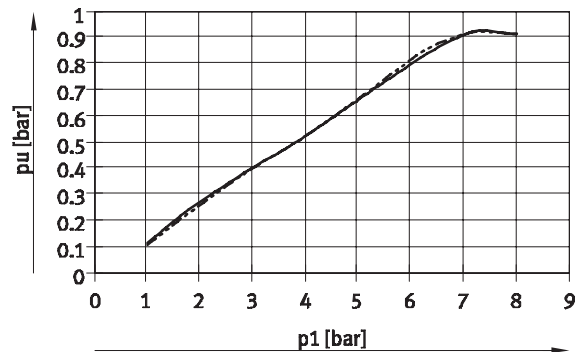
— VN-07-L
 - - - VN-14-L

High vacuum – In-line



— VN-05-M
 - - - VN-07-M

High suction rate – In-line



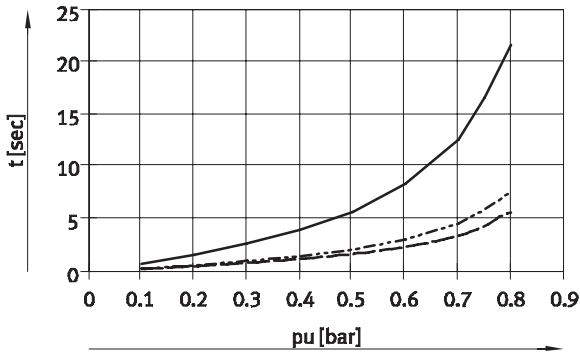
— VN-05-N
 - - - VN-07-N

Vacuum generators VN-A/M/B, with additional functions

Technical data

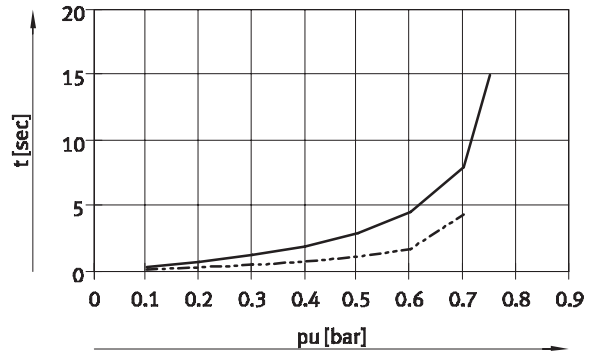
Evacuation time t as a function of vacuum p_u for 1 l volume at 6 bar operating pressure

High vacuum – Standard

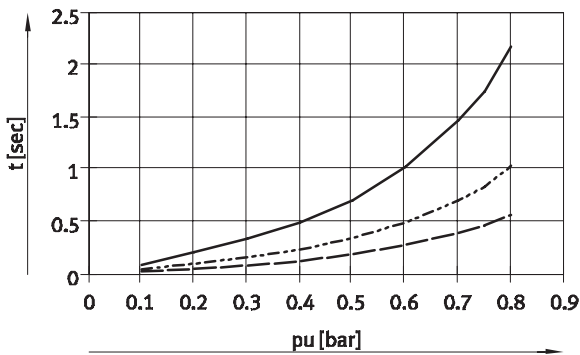


— VN-05-H
 - - - VN-07-H
 - · - VN-10-H

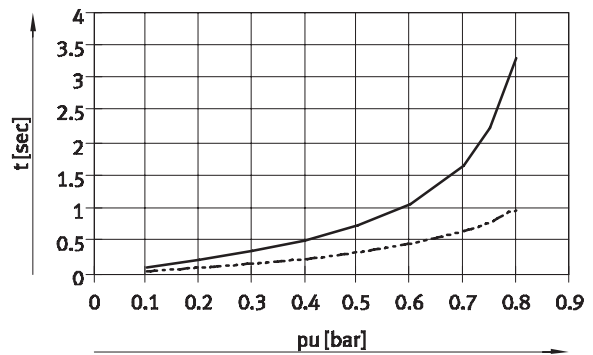
High suction rate – Standard



— VN-05-L
 - - - VN-07-L

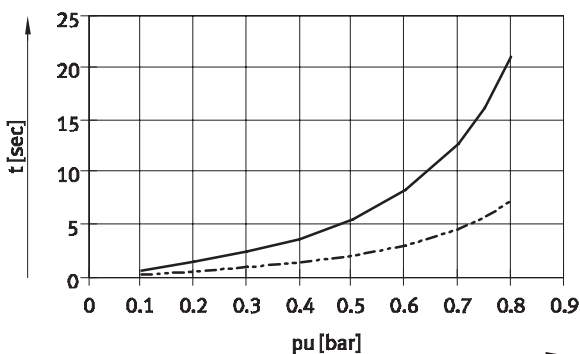


— VN-14-H
 - - - VN-20-H
 - · - VN-30-H



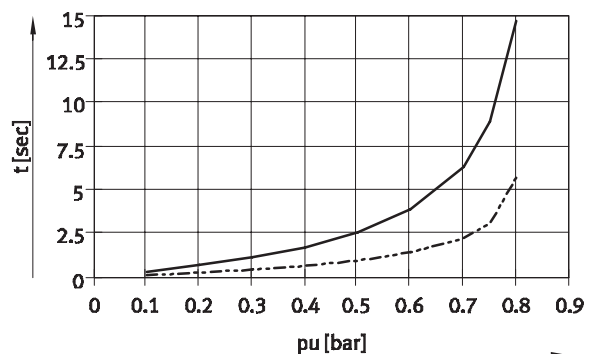
— VN-10-L
 - - - VN-14-L

High vacuum – Inline



— VN-05-M
 - - - VN-07-M

High suction rate – Inline



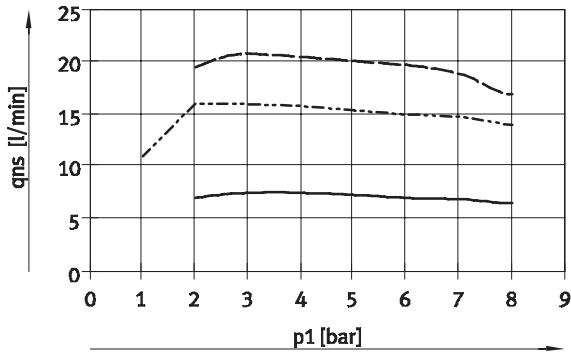
— VN-05-N
 - - - VN-07-N

Vacuum generators VN-A/M/B, with additional functions

Technical data

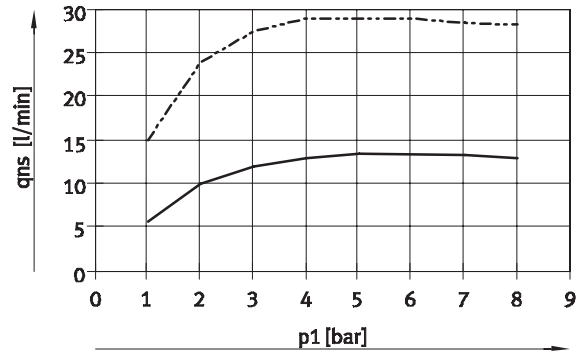
Suction rate q_{ns} (with respect to atmosphere) as a function of operating pressure p_1

High vacuum – Standard

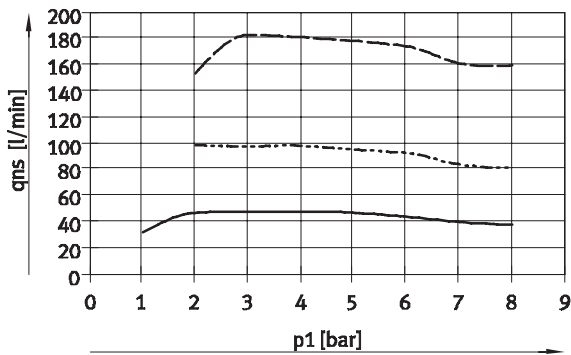


— VN-05-H
 - - - VN-07-H
 - · - VN-10-H

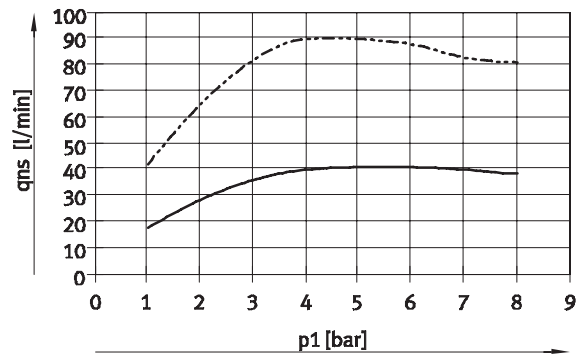
High suction rate – Standard



— VN-05-L
 - - - VN-07-L

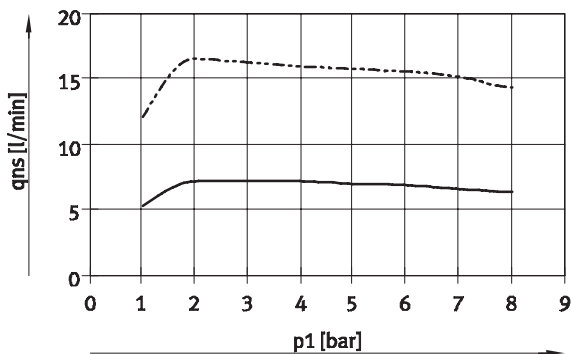


— VN-14-H
 - - - VN-20-H
 - · - VN-30-H



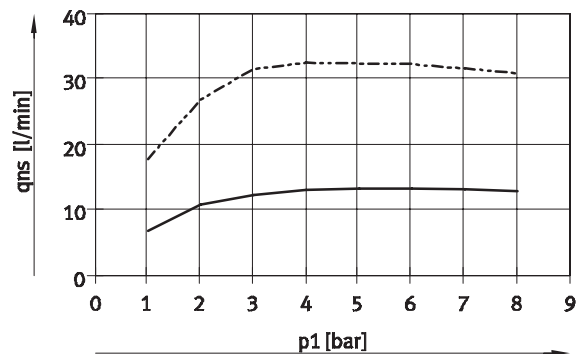
— VN-10-L
 - - - VN-14-L

High vacuum – Inline



— VN-05-M
 - - - VN-07-M

High suction rate – Inline



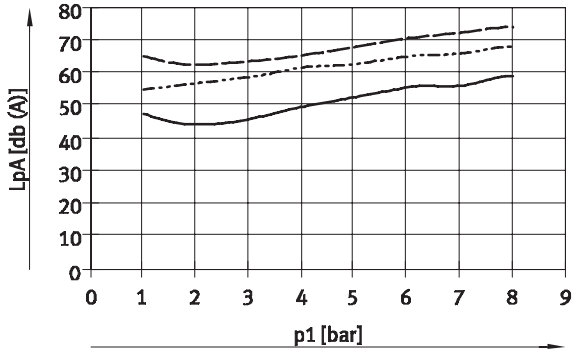
— VN-05-N
 - - - VN-07-N

Vacuum generators VN-A/M/B, with additional functions

Technical data

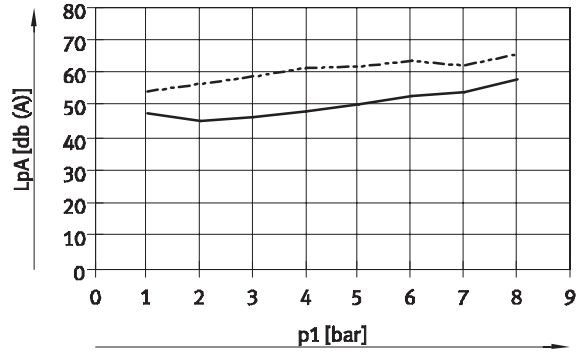
Noise level L_p (at distance of 1 m) as a function of operating pressure p_1

High vacuum – Standard

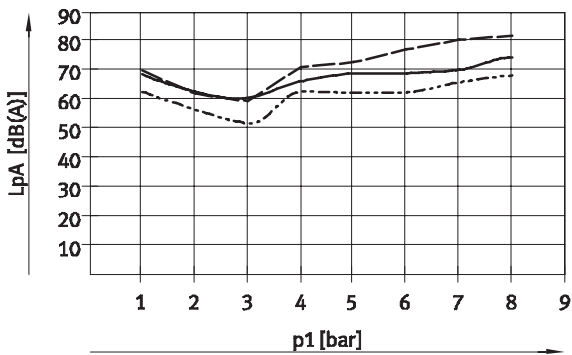


- VN-05-H
- - - VN-07-H
- · - VN-10-H

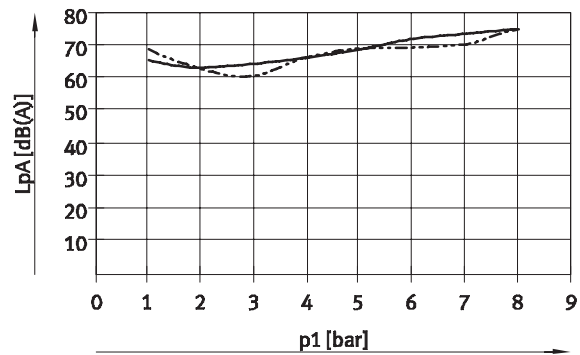
High suction rate – Standard



- VN-05-L
- - - VN-07-L

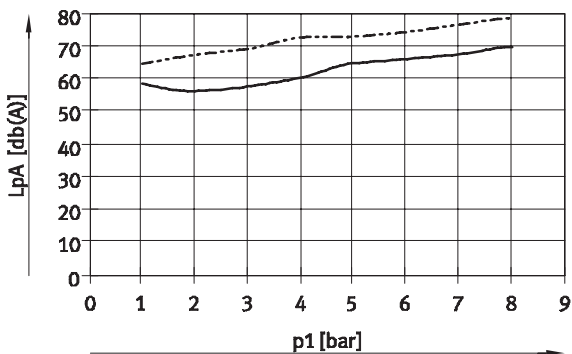


- VN-14-H
- - - VN-20-H
- · - VN-30-H



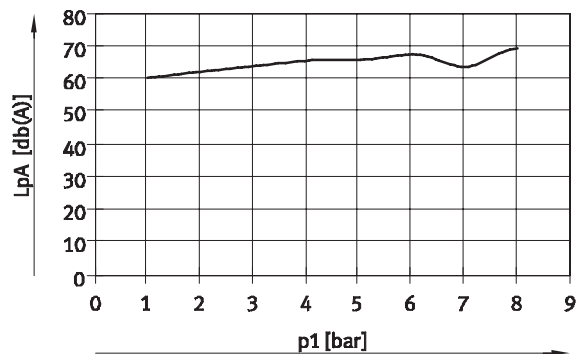
- VN-10-L
- - - VN-14-L

High vacuum – Inline



- VN-05-M
- - - VN-07-M

High suction rate – Inline



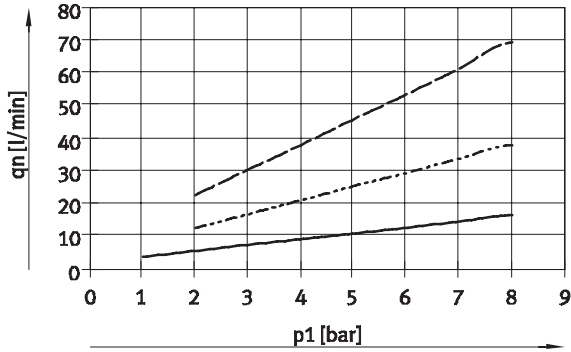
- VN-05-N

Vacuum generators VN-A/M/B, with additional functions

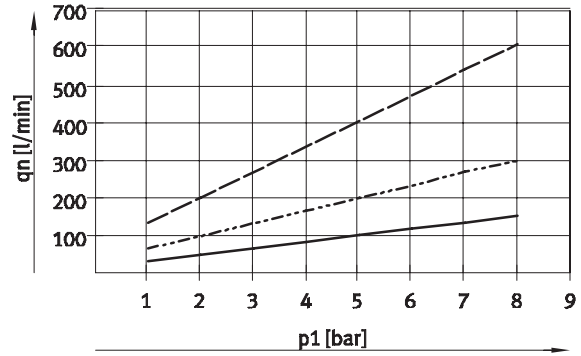
Technical data

Air consumption q_n as a function of operating pressure p_1

High vacuum/high suction rate



— VN-05
 VN-07
 - - - - - VN-10



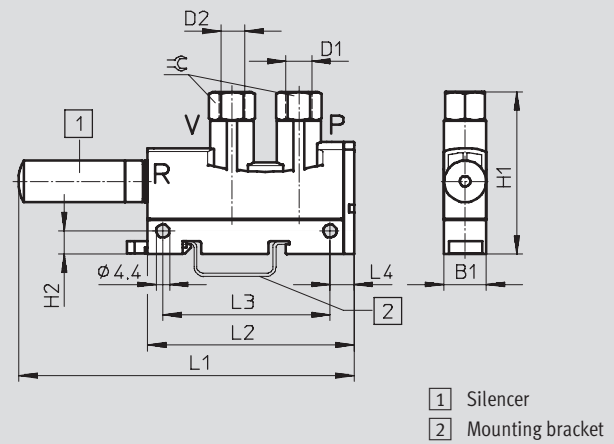
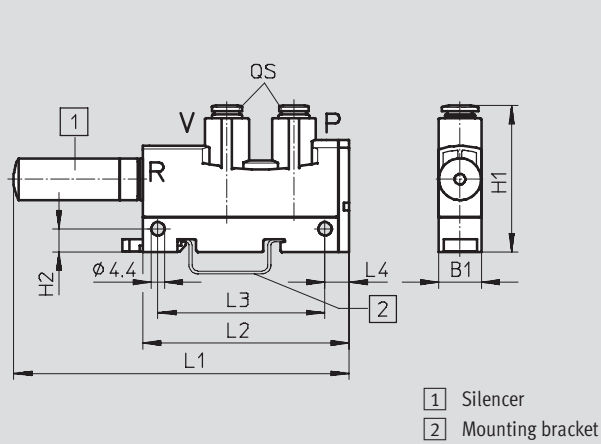
— VN-14
 VN-20
 - - - - - VN-30

Dimensions – T-type/Standard, VN-05/07/10/14

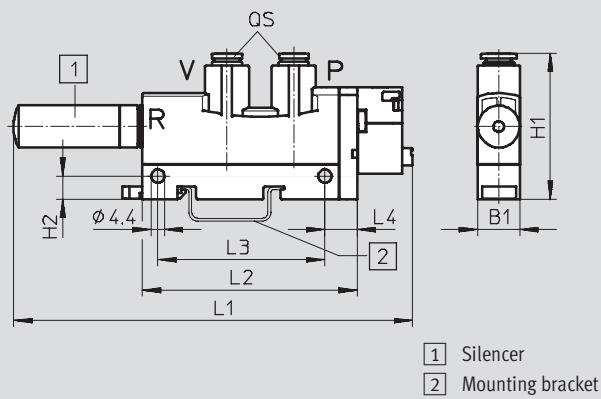
Download CAD data → www.festo.com

VN-...-T...-PQ...-VQ...-RO...-A

VN-...-T...-PI...-VI...-RO...-A



VN-...-T...-PQ...-VQ...-RO...-M/B



Vacuum generators VN-A/M/B, with additional functions

Technical data

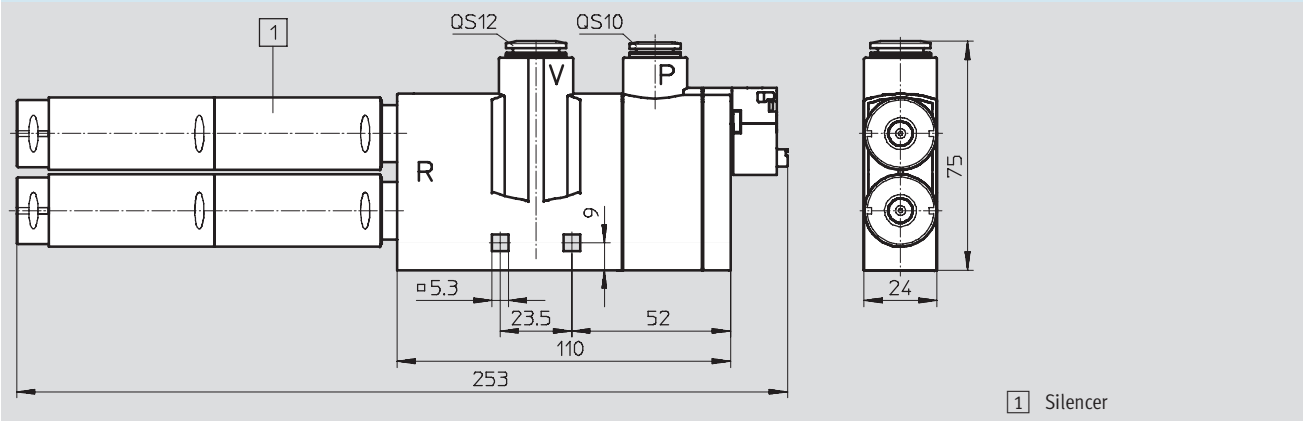
Type	B1	Connections		H1	H2	L1	L2	L3	L4	⌀
		P D1	V D2							
VN-05-...-T3-PQ2-VQ2-R01-A	14	QS6	QS6	48	7.6	110	68	55	8	-
VN-07-...-T3-PQ2-VQ2-R01-A						119				
VN-10-...-T3-PQ2-VQ2-R01-A						110				
VN-05-...-T3-PI4-VI4-R01-A		G1/8	G1/8	53		119				
VN-07-...-T3-PI4-VI4-R01-A										
VN-10-...-T3-PI4-VI4-R01-A										
VN-14-...-T4-PQ3-VQ3-R02-A	18	QS8	QS8	50	7.5	166	98	63	8.7	-
VN-14-...-T4-PI5-VI5-R02-A		G1/4	G1/4	62						17
VN-05-...-T3-PQ2-VQ2-R01-M/B	14	QS6	QS6	48	7.6	132	71	55	10.7	-
VN-07-...-T3-PQ2-VQ2-R01-M/B						141				
VN-10-...-T3-PQ2-VQ2-R01-M/B										
VN-14-...-T4-PQ3-VQ3-R02-M/B	18	QS8	QS8	50	7.5	192	106	63	16.4	-

Note: This product conforms with the ISO 1179-1 standard and the ISO 228-1 standard.

Dimensions – T-type/Standard, VN-20/30

Download CAD data → www.festo.com

VN-...-T6-PQ4-VQ5-R02-M




1 Silencer

Dimensions – Straight type/Inline, VN-05/07

Download CAD data → www.festo.com

VN-05/07-...-I3-PQ2-VQ2-A



Type	B1	Connections		B2	L1	L2
		P	V			
VN-05-...-I3-PQ2-VQ2-A	14.5	QS6	QS6	33.1	81	73
VN-07-...-I3-PQ2-VQ2-A					97	89

Vacuum generators VN-A/M/B, with additional functions

Technical data

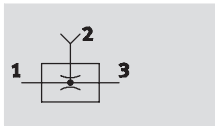
Ordering data and weights – Standard							
T-type							
Nominal diameter [mm]	Weight [g]	High vacuum H			Weight [g]	High suction rate L	
		Part No.	Type	Part No.		Type	
With ejector pulse and push-in connector							
0.45	49	532 620	VN-05-H-T3-PQ2-VQ2-R01-A	49	532 621	VN-05-L-T3-PQ2-VQ2-R01-A	
0.7	50	532 628	VN-07-H-T3-PQ2-VQ2-R01-A	50	532 629	VN-07-L-T3-PQ2-VQ2-R01-A	
0.95	50	532 638	VN-10-H-T3-PQ2-VQ2-R01-A	50	532 639	VN-10-L-T3-PQ2-VQ2-R01-A	
1.4	85	532 646	VN-14-H-T4-PQ3-VQ3-R02-A	85	532 647	VN-14-L-T4-PQ3-VQ3-R02-A	
With ejector pulse and female thread							
0.45	49	537 225	VN-05-H-T3-PI4-VI4-R01-A	49	537 226	VN-05-L-T3-PI4-VI4-R01-A	
0.7	50	532 632	VN-07-H-T3-PI4-VI4-R01-A	50	532 633	VN-07-L-T3-PI4-VI4-R01-A	
0.95	50	532 642	VN-10-H-T3-PI4-VI4-R01-A	50	532 643	VN-10-L-T3-PI4-VI4-R01-A	
1.4	94	532 719	VN-14-H-T4-PI5-VI5-R02-A	94	532 720	VN-14-L-T4-PI5-VI5-R02-A	
With solenoid valve and push-in connector							
0.45	60	532 618	VN-05-H-T3-PQ2-VQ2-R01-M	60	532 619	VN-05-L-T3-PQ2-VQ2-R01-M	
0.7	61	532 626	VN-07-H-T3-PQ2-VQ2-R01-M	61	532 627	VN-07-L-T3-PQ2-VQ2-R01-M	
0.95	61	532 636	VN-10-H-T3-PQ2-VQ2-R01-M	61	532 637	VN-10-L-T3-PQ2-VQ2-R01-M	
1.4	98	532 644	VN-14-H-T4-PQ3-VQ3-R02-M	98	532 645	VN-14-L-T4-PQ3-VQ3-R02-M	
2.0	215	532 656	VN-20-H-T6-PQ4-VQ5-R02-M	–	–	–	
3.0	215	532 662	VN-30-H-T6-PQ4-VQ5-R02-M	–	–	–	
With solenoid valve, ejector pulse and push-in connector							
0.45	62	532 622	VN-05-H-T3-PQ2-VQ2-R01-B	62	532 623	VN-05-L-T3-PQ2-VQ2-R01-B	
0.7	63	532 630	VN-07-H-T3-PQ2-VQ2-R01-B	63	532 631	VN-07-L-T3-PQ2-VQ2-R01-B	
0.95	63	532 640	VN-10-H-T3-PQ2-VQ2-R01-B	63	532 641	VN-10-L-T3-PQ2-VQ2-R01-B	
1.4	100	532 648	VN-14-H-T4-PQ3-VQ3-R02-B	100	532 649	VN-14-L-T4-PQ3-VQ3-R02-B	



Ordering data and weights – Inline							
Inline							
Nominal diameter [mm]	Weight [g]	High vacuum M			Weight [g]	High suction rate N	
		Part No.	Type	Part No.		Type	
With ejector pulse and push-in connector							
0.45	38	532 624	VN-05-M-I3-PQ2-VQ2-A	38	532 625	VN-05-N-I3-PQ2-VQ2-A	
0.7	41	532 634	VN-07-M-I3-PQ2-VQ2-A	41	532 635	VN-07-N-I3-PQ2-VQ2-A	

Vacuum generator cartridges VN

Technical data

Function



-  - Temperature range
0 ... +60 °C
-  - Operating pressure
1 ... 8 bar



General technical data					
Type	VN-05	VN-07	VN-10	VN-14	VN-20
Nominal size of laval nozzle [mm]	0.45	0.7	0.95	1.4	2.0
Ejector characteristic	High vacuum, T-type/Standard H High suction rate, T-type/Standard L				
Mounting position	Any				

Operating and environmental conditions		
Operating pressure [bar]	1 ... 8	
Nominal operating pressure [bar]	6	
Operating medium	Dried, filtered and unlubricated compressed air	
Ambient temperature [°C]	0 ... +60	
Temperature of medium [°C]	0 ... +60	
Corrosion resistance class CRC ¹⁾	2	

1) Corrosion resistance class 2 to Festo standard 940 070
Components subject to moderate corrosion stress. Externally visible parts with primarily decorative surface requirements which are in direct contact with a normal industrial environment or media such as coolants or lubricating agents.

Performance data – High vacuum					
Ejector characteristic	Standard H				
Nominal size of laval nozzle [mm]	0.45	0.7	0.95	1.4	2.0
Max. vacuum [%]	92	92	93	92	92
Operating pressure for max. vacuum [bar]	4.9	4.4	3.5	3.5	3.5
Max. suction rate with respect to atmosphere [l/min]	7.2	16.2	21.8	48.8	98
Operating pressure for max. suction rate [bar]	3	3	3	2	2
Pressurisation time ¹⁾ for 1 l volume, at p ₁ = 6 bar [s]	4.43	1.67	1.02	0.48	0.23

1) Time required to build up vacuum to -0.05 bar.

Vacuum generator cartridges VN

Technical data

Performance data – High suction rate						
Ejector characteristic	Standard L					
Nominal size of laval nozzle [mm]	0.45	0.7	0.95	1.4	2.0	
Max. suction rate with respect to atmosphere [l/min]	13.6	30.9	41.5	92.6	184.4	
Operating pressure for max. suction rate [bar]	5	4	5	5	5	
Pressurisation time ¹⁾ for 1 l volume, at p ₁ = 6 bar [s]	2.04	0.82	0.66	0.31	0.17	

1) Time required to build up vacuum to -0.05 bar.

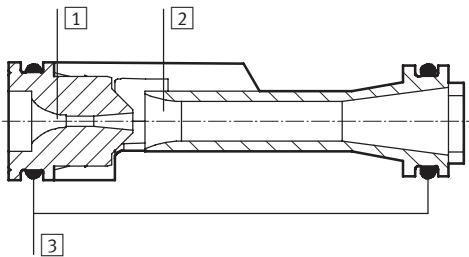
 - Note

Twice the suction rate can be generated through parallel connection of two vacuum generator cartridges. The respective suction rate then

corresponds to the next highest performance level. Example: 2x20-H corresponds to 1x30-H

Materials

Sectional view



Vacuum generator cartridge VN-05/07/10/14/20		
1	Jet nozzle	Wrought aluminium alloy
2	Receiver nozzle	Polyacetate
3	Seals	Nitrile rubber

 - Note

The graphs plotting the technical data for the vacuum generator cartridge are the same as those for the vacuum generator VN-A/B/M. → From page 38.

Vacuum generator cartridges VN

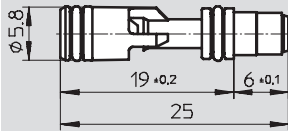
Technical data

FESTO

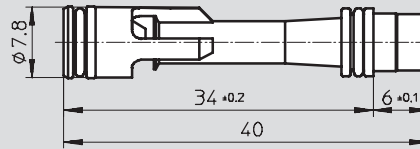
Dimensions

Download CAD data → www.festo.com

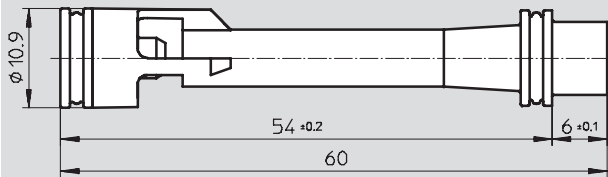
VN-05



VN-07/10



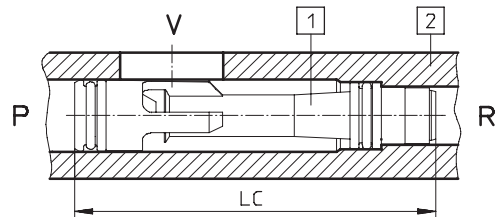
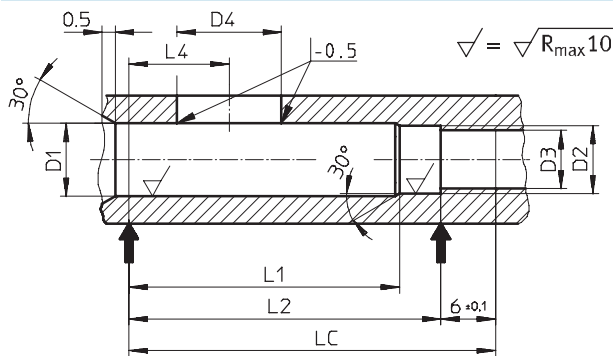
VN-14/20



Locating hole for the vacuum generator cartridge

Dimensions

Installation of the vacuum generator cartridge



- 1 Vacuum generator cartridge
- 2 Customer-specific housing

Type	Dimensions of the locating hole						Vacuum port		
	D1 ¹⁾ +0.05	D2	D3	L1	L2 ±0.2	LC ²⁾	L4 ±0.2	D4 min. Ø ³⁾ max. Ø	
VN-05	6	5.7 +0.05	4.9 +0.1	14	19	25	9.5	3.0	3.5
VN-07	8	7.5 +0.05	6.5 +0.1	29	34	40	11	6.0	7.5
VN-10									
VN-14	11.1	10.7 -0.05	9.4 ±0.1	49	54	60	13	12.8	15.6
VN-20									

- 1) For D1 with Ø 11.1: Select a core diameter of 11.8 +0.1 for a G3/4 threaded connection
- 2) Length of the vacuum generator cartridge
- 3) Minimum cross section, Festo recommends the largest possible cross section

Ordering data and weights

T-type

Nominal diameter [mm]	Weight [g]	High vacuum H		Weight [g]	High suction rate L	
		Part No.	Type		Part No.	Type
With solenoid valve						
0.45	0.65	547 693	VN-05-H	0.65	547 694	VN-05-L
0.7	1.65	547 695	VN-07-H	1.65	547 696	VN-07-L
0.95	1.65	547 697	VN-10-H	1.65	547 698	VN-10-L
1.4	3.75	547 699	VN-14-H	3.75	547 700	VN-14-L
2.0	3.75	547 701	VN-20-H	3.75	547 702	VN-20-L