

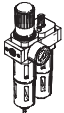

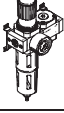
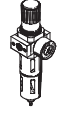
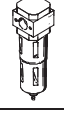
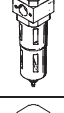
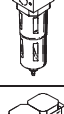


Membrane air dryers LDM1, D series



Membrane air dryers LDM1, D series, metal design



Product range overview D series service units, metal design

Type	Size	Pneumatic connection										Pressure regulation range [bar]			Grade of filtration [µm]				
		M5	M7	G1/8	G1/4	G3/8	G1/2	G3/4	G1	QS4	QS6	0.5 ...	0.5 ...	2.5 ...	0.01	1	5	40	
Service units																			
FRC/FRCS 	Micro	■	■	■	-	-	-	-	-	■	■	■	-	-	-	-	■	-	
	Mini	-	-	■	■	■	-	-	-	-	-	-	■	-	-	-	■	■	
	Midi	-	-	-	■	■	■	■	-	-	-	-	■	-	-	-	■	■	
	Maxi	-	-	-	-	-	■	■	■	-	-	-	■	-	-	-	■	■	
Service unit combinations																			
FRC-K 	Micro	-	-	-	-	-	-	-	-	-	-	-	-	-	-	-	-		
	Mini	-	-	■	■	-	-	-	-	-	-	-	■	■	-	-	-	■	
	Midi	-	-	-	■	■	■	-	-	-	-	-	■	■	-	-	-	■	
	Maxi	-	-	-	-	-	■	■	-	-	-	-	■	■	-	-	-	■	
LFR-K LFRS-K 	Micro	-	-	-	-	-	-	-	-	-	-	-	-	-	-	-	-		
	Mini	-	-	■	■	-	-	-	-	-	-	-	■	■	-	-	-	■	
	Midi	-	-	-	■	■	■	-	-	-	-	-	■	■	-	-	-	■	
	Maxi	-	-	-	-	-	■	■	-	-	-	-	■	■	-	-	-	■	
Individual devices																			
Filter regulators LFR/LFRS 	Micro	■	■	■	-	-	-	-	-	■	■	■	-	-	-	-	■	-	
	Mini	-	-	■	■	■	-	-	-	-	-	-	■	■	-	-	-	■	■
	Midi	-	-	-	■	■	■	■	-	-	-	-	■	■	-	-	-	■	■
	Maxi	-	-	-	-	-	■	■	■	-	-	-	■	■	-	-	-	■	■
Filters LF 	Micro	■	■	■	-	-	-	-	-	■	■	-	-	-	-	-	■	-	
	Mini	-	-	■	■	■	-	-	-	-	-	-	-	-	-	-	-	■	■
	Midi	-	-	-	■	■	■	■	-	-	-	-	-	-	-	-	-	■	■
	Maxi	-	-	-	-	-	■	■	■	-	-	-	-	-	-	-	-	■	■
Fine and micro filters LFMA/LFMB 	Micro	-	-	-	-	-	-	-	-	-	-	-	-	-	-	-	-	-	
	Mini	-	-	■	■	■	-	-	-	-	-	-	-	-	■	■	-	-	
	Midi	-	-	-	■	■	■	■	-	-	-	-	-	-	■	■	-	-	
	Maxi	-	-	-	-	-	■	■	■	-	-	-	-	-	■	■	-	-	
Active carbon filters LFX 	Micro	-	-	-	-	-	-	-	-	-	-	-	-	-	-	-	-	-	
	Mini	-	-	■	■	■	-	-	-	-	-	-	-	-	-	-	-	-	
	Midi	-	-	-	■	■	■	■	-	-	-	-	-	-	-	-	-	-	
	Maxi	-	-	-	-	-	■	■	■	-	-	-	-	-	-	-	-	-	
Filter combinations LFMBA 	Micro	-	-	-	-	-	-	-	-	-	-	-	-	-	-	-	-	-	
	Mini	-	-	■	■	■	-	-	-	-	-	-	-	-	■	■	-	-	
	Midi	-	-	-	■	■	■	■	-	-	-	-	-	-	■	■	-	-	
	Maxi	-	-	-	-	-	■	■	■	-	-	-	-	-	■	■	-	-	
Pressure regulators LRS/LRS 	Micro	■	■	■	-	-	-	-	-	■	■	■	-	-	-	-	-	-	
	Mini	-	-	■	■	■	-	-	-	-	-	-	■	■	-	-	-	-	
	Midi	-	-	-	■	■	■	■	-	-	-	-	■	■	-	-	-	-	
	Maxi	-	-	-	-	-	■	■	■	-	-	-	■	■	-	-	-	-	

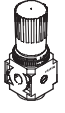
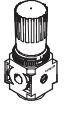
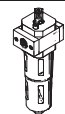
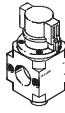

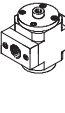
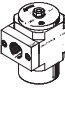
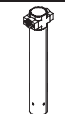
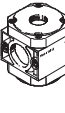

Membrane air dryers LDM1, D series, metal design

Product range overview D series service units, metal design

Type	Size	Bowl guard		Condensate drain			Pressure indication		Actuator lock		Supply voltage			Options			→ Page/ Internet
		Metal bowl guard	Plastic bowl	Manual rotary	Semi-automatic	Fully automatic	With pressure gauge	Without pressure gauge	Rotary knob with detent	Rotary knob with integrated lock	24 V DC	110 V AC	230 V AC	Directly actuated pressure regulator with integrated return flow function	Pilot actuated pressure regulator with integrated return flow function	Differential pressure indicator	
Service units																	
FRC/FRCS	Micro	-	■	■	■	-	■	■	■	-	-	-	-	-	-	-	frc
	Mini	■	-	■	-	■	■	■	■	■	-	-	-	-	-	-	
	Midi	■	-	■	-	■	■	■	■	■	-	-	-	-	-	-	
	Maxi	■	-	■	-	■	■	■	■	■	-	-	-	■	■	-	
Service unit combinations																	
FRC-K	Micro	-	-	-	-	-	-	-	-	-	-	-	-	-	-	-	frc
	Mini	■	-	■	-	■	■	-	■	-	-	-	-	-	-	-	
	Midi	■	-	■	-	■	■	-	■	-	-	-	-	-	-	-	
	Maxi	■	-	■	-	■	■	-	■	-	-	-	-	■	■	-	
LFR-K LFRS-K	Micro	-	-	-	-	-	-	-	-	-	-	-	-	-	-	-	lfr
	Mini	■	-	■	-	■	■	-	■	■	■	-	-	-	-	-	
	Midi	■	-	■	-	■	■	-	■	■	■	-	-	-	-	-	
	Maxi	■	-	■	-	■	■	-	■	■	■	-	-	■	■	-	
Individual devices																	
Filter regulators LFR/LFRS	Micro	-	■	■	■	-	■	■	■	-	-	-	-	-	-	-	lfr
	Mini	■	-	■	-	■	■	■	■	■	-	-	-	-	-	-	
	Midi	■	-	■	-	■	■	■	■	■	-	-	-	-	-	-	
	Maxi	■	-	■	-	■	■	■	■	■	-	-	-	■	■	-	
Filters LF	Micro	-	■	■	■	-	-	-	-	-	-	-	-	-	-	-	lf
	Mini	■	-	■	-	■	-	-	-	-	-	-	-	-	-	-	
	Midi	■	-	■	-	■	-	-	-	-	-	-	-	-	-	-	
	Maxi	■	-	■	-	■	-	-	-	-	-	-	-	-	-	-	
Fine and micro filters LFMA/LFMB	Micro	-	-	-	-	-	-	-	-	-	-	-	-	-	-	-	lfma, lfmb
	Mini	■	-	■	-	■	-	-	-	-	-	-	-	-	-	■	
	Midi	■	-	■	-	■	-	-	-	-	-	-	-	-	-	■	
	Maxi	■	-	■	-	■	-	-	-	-	-	-	-	-	-	■	
Active carbon filters LFX	Micro	-	-	-	-	-	-	-	-	-	-	-	-	-	-	-	lfx
	Mini	■	-	-	-	-	-	-	-	-	-	-	-	-	-	-	
	Midi	■	-	-	-	-	-	-	-	-	-	-	-	-	-	-	
	Maxi	■	-	-	-	-	-	-	-	-	-	-	-	-	-	-	
Filter combinations LFMBA	Micro	-	-	-	-	-	-	-	-	-	-	-	-	-	-	-	lfmba
	Mini	■	-	■	-	■	-	-	-	-	-	-	-	-	-	■	
	Midi	■	-	■	-	■	-	-	-	-	-	-	-	-	-	■	
	Maxi	■	-	■	-	■	-	-	-	-	-	-	-	-	-	■	
Pressure regulators LR/LRS	Micro	-	-	-	-	-	■	■	■	-	-	-	-	-	-	-	lr
	Mini	-	-	-	-	-	■	■	■	■	-	-	-	■	-	-	
	Midi	-	-	-	-	-	■	■	■	■	-	-	-	■	-	-	
	Maxi	-	-	-	-	-	■	■	■	■	-	-	-	■	■	-	

Membrane air dryers LDM1, D series, metal design

Product range overview D series service units, metal design

Type	Size	Pneumatic connection										Pressure regulation range [bar]		
		M5	M7	G1/8	G1/4	G3/8	G1/2	G3/4	G1	QS4	QS6	0.5 ... 7	0.5 ... 12	
Individual devices														
Pressure regulators LRB/LRBS		Micro	-											
		Mini	-	-	-	■	-	-	-	-	-	-	■	■
		Midi	-	-	-	-	■	-	-	-	-	-	■	■
		Maxi	-											
Pressure regulator combinations LRB-K		Micro	-											
		Mini	-	-	-	■	■	-	-	-	-	-	■	■
		Midi	-	-	-	-	■	■	-	-	-	-	■	■
		Maxi	-											
Lubricators LOE		Micro	■	■	■	-	-	-	-	-	■	■	-	-
		Mini	-	-	■	■	■	-	-	-	-	-	-	-
		Midi	-	-	-	■	■	■	■	-	-	-	-	-
		Maxi	-	-	-	-	-	■	■	■	-	-	-	-
On-off valves HE		Micro	-											
		Mini	-	-	■	■	■	-	-	-	-	-	-	-
		Midi	-	-	-	■	■	■	■	-	-	-	-	-
		Maxi	-	-	-	-	-	■	■	■	-	-	-	-
On-off valves, electrical HEE		Micro	-											
		Mini	-	-	■	■	■	-	-	-	-	-	-	-
		Midi	-	-	-	■	■	■	■	-	-	-	-	-
		Maxi	-	-	-	-	-	■	■	■	-	-	-	-
On-off valves, pneumatic HEP		Micro	-											
		Mini	-	-	■	■	■	-	-	-	-	-	-	-
		Midi	-	-	-	■	■	■	■	-	-	-	-	-
		Maxi	-	-	-	-	-	■	■	■	-	-	-	-
Soft-start valves HEL		Micro	-											
		Mini	-	-	■	■	■	-	-	-	-	-	-	-
		Midi	-	-	-	■	■	■	■	-	-	-	-	-
		Maxi	-	-	-	-	-	■	■	■	-	-	-	-
Membrane air dryers LDM1		Micro	-											
		Mini	-											
		Midi	-											
		Maxi	-	-	-	-	-	■	■	■	-	-	-	-
Branching modules FRM		Micro	-											
		Mini	-	-	■	■	■	-	-	-	-	-	-	-
		Midi	-	-	-	■	■	■	■	-	-	-	-	-
		Maxi	-	-	-	-	-	■	■	■	-	-	-	-
Distributor block FRZ		Micro	-											
		Mini	-											
		Midi	-											
		Maxi	-											

Membrane air dryers LDM1, D series, metal design

Product range overview D series service units, metal design

Type	Size	Bowl guard		Pressure indication		Actuator lock		Supply voltage			Options		→ Page/ Internet
		Metal bowl guard	Plastic bowl	With pressure gauge	Without pressure gauge	Rotary knob with detent	Rotary knob with integrated lock	24 V DC	110 V AC	230 V AC	Non-return function	Pressure switch	
Individual devices													
Pressure regulators LRB/LRBS	Micro	-	-	-	■	■	■	-	-	-	-	-	lrb
	Mini	-	-	-	■	■	■	-	-	-	-	-	
	Midi	-	-	-	■	■	■	-	-	-	-	-	
	Maxi	-	-	-	■	■	■	-	-	-	-	-	
Pressure regulator combinations LRB-K	Micro	-	-	-	■	■	-	-	-	-	-	-	lrb
	Mini	-	-	-	■	■	-	-	-	-	-	-	
	Midi	-	-	-	■	■	-	-	-	-	-	-	
	Maxi	-	-	-	■	■	-	-	-	-	-	-	
Lubricators LOE	Micro	-	■	-	■	-	-	-	-	-	-	-	loe
	Mini	■	-	-	■	-	-	-	-	-	-	-	
	Midi	■	-	-	■	-	-	-	-	-	-	-	
	Maxi	■	-	-	■	-	-	-	-	-	-	-	
On-off valves HE	Micro	-	-	-	■	■	-	-	-	-	-	-	he
	Mini	-	-	-	■	■	-	-	-	-	-	-	
	Midi	-	-	-	■	■	-	-	-	-	-	-	
	Maxi	-	-	-	■	■	-	-	-	-	-	-	
On-off valves, electrical HEE	Micro	-	-	-	■	-	-	■	■	■	-	-	hee
	Mini	-	-	-	■	-	-	■	■	■	-	-	
	Midi	-	-	-	■	-	-	■	■	■	-	-	
	Maxi	-	-	-	■	-	-	■	■	■	-	-	
On-off valves, pneumatic HEP	Micro	-	-	-	■	-	-	-	-	-	-	-	hep
	Mini	-	-	-	■	-	-	-	-	-	-	-	
	Midi	-	-	-	■	-	-	-	-	-	-	-	
	Maxi	-	-	-	■	-	-	-	-	-	-	-	
Soft-start valves HEL	Micro	-	-	-	■	-	-	-	-	-	-	-	hel
	Mini	-	-	-	■	-	-	-	-	-	-	-	
	Midi	-	-	-	■	-	-	-	-	-	-	-	
	Maxi	-	-	-	■	-	-	-	-	-	-	-	
Membrane air dryers LDM1	Micro	-	-	-	■	-	-	-	-	-	-	-	6
	Mini	-	-	-	■	-	-	-	-	-	-	-	
	Midi	-	-	-	■	-	-	-	-	-	-	-	
	Maxi	■	-	-	■	-	-	-	-	-	-	-	
Branching modules FRM	Micro	-	-	-	■	-	-	-	-	-	■	■	frm
	Mini	-	-	-	■	-	-	-	-	-	■	■	
	Midi	-	-	-	■	-	-	-	-	-	■	■	
	Maxi	-	-	-	■	-	-	-	-	-	■	■	
Distributor block FRZ	Micro	-	-	-	■	-	-	-	-	-	-	-	frz
	Mini	-	-	-	■	-	-	-	-	-	-	-	
	Midi	-	-	-	■	-	-	-	-	-	-	-	
	Maxi	-	-	-	■	-	-	-	-	-	-	-	



Membrane air dryers LDM1, D series, metal design

Peripherals overview and Type codes

Maxi

Individual unit with connection plates

Individual unit without connection plates, for service unit combination

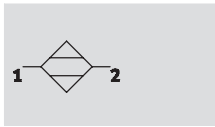



Mounting attachments and accessories					
	Individual unit		Combination		→ Page/ Internet
	with connection plates	without connection plates	with connection plates	without connection plates	
1 Mounting bracket HFOE	■	-	■	-	hfoe-d
2 Threaded pin (included in scope of delivery) FRB	-	-	■	■	frb-d


		LDM1	-	1/2	-	D	-	MAXI	-	300
Basic function		LDM1		Membrane air dryer						
Pneumatic connection		-		Without connection plates						
1/2				Thread G1/2						
3/4				Thread G3/4						
1				Thread G1						
Series		D		Series						
Size		MAXI		Grid dimension 66 mm (without connection plates)						
Standard flow rate at output q_{n Off}		300		300 l/min						
600				600 l/min						
1000				1,000 l/min						


Membrane air dryers LDM1, D series, metal design

Technical data

Function


-  - Flow rate
300 ... 1,000 l/min

-  - Temperature range
+2 ... +50 °C

-  - Input pressure
3 ... 12.5 bar

Pressure dew point reduction:

LDM1-...-300/600: 20 K

LDM1-...-1000: 17 K



- Optimum final dryer with excellent operational reliability
- Suitable for use as an individual device or for integration in existing service unit combinations
- Flow rate-dependent dew point reduction

- Wear-free function requiring no external energy
- The composition of the compressed air remains almost unchanged due to the drying process
- 15% purge air flow rate with the LDM1-...-300/600 and 20% with the LDM1-...-1000

Typical areas of application:

- Drying, cleaning of precision parts
- Measuring technology
- Rinsing of precision glass scales
- Painting systems
- Paper and packaging machines

-  - Note

Prefiltration of the compressed air using a micro filter LFMA-D-MAXI, grade of filtration 0.01 µm (residual particles < 0.1 µm, residual oil content < 0.1 mg/m³) is vital for flawless functioning of the unit.

General technical data			
Size	Maxi		
Pneumatic connection 1 ¹⁾	G½	G¾	G1
Pneumatic connection 2 ¹⁾	G½	G¾	G1
Operating medium	Compressed air, air quality class 1.7.2 to DIN ISO 8573-1		
Design	Membrane dryer with internal air consumption		
Type of mounting	Via accessories In-line installation		
Assembly position	Vertical ±5°		

1) with connection plates

-  - Note: This product conforms with the ISO 1179-1 standard and the ISO 228-1 standard.

Standard flow rate q _n [l/min]			
Type	LDM1-...-300 ¹⁾	LDM1-...-600 ¹⁾	LDM1-...-1000 ²⁾
Input q _{n In}	353	706	1,250
Output q _{n Out}	300	600	1,000
Purge air q _{n Purge}	52.9	105.9	250

1) Measured at p₁ = 6.9 bar, θ_{pd In} = 25 °C, θ_{pd Out} = 5 °C ± 1.5 °C (θ_{pA Out} = -21.5 °C ± 1.2 °C), θ_{amb} = 25 °C

2) Measured at p₁ = 6.9 bar, θ_{pd In} = 25 °C, θ_{pd Out} = 8 °C ± 1.5 °C (θ_{pA Out} = -19.1 °C ± 1.2 °C), θ_{amb} = 25 °C

Operating and environmental conditions			
Type	LDM1-...-300	LDM1-...-600	LDM1-...-1000
Input pressure [bar]	3 ... 12,5		
Pressure dew point reduction [K]	20	20	17
Ambient temperature [°C]	+2 ... +50		
Temperature of medium [°C]	+2 ... +50		
Storage temperature [°C]	-20 ... +60		
Corrosion resistance class CRC ¹⁾	2		

1) Corrosion resistance class 2 according to Festo standard 940 070

Components requiring moderate corrosion resistance. Externally visible parts with primarily decorative surface requirements which are in direct contact with a normal industrial environment or media such as coolants or lubricating agents.

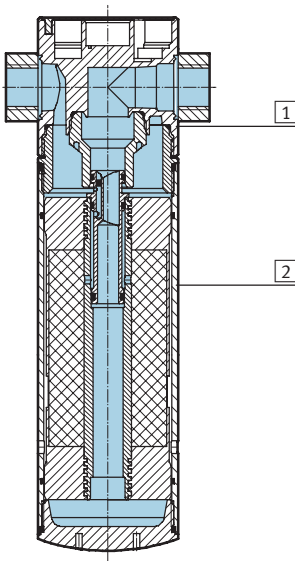
Membrane air dryers LDM1, D series, metal design

Technical data

Weights [g]				
Port	Without connection plates	With connection plates		
		G $\frac{1}{2}$	G $\frac{3}{4}$	G1
LDM1-...-300	1,650	1,800	1,900	2,000
LDM1-...-600	2,100	2,250	2,350	2,450
LDM1-...-1000	2,100	2,250	2,350	2,450

Materials

Sectional view



Membrane air dryer	
1	Housing Die-cast zinc
2	Bowl Wrought aluminium alloy
-	Seals Nitrile rubber

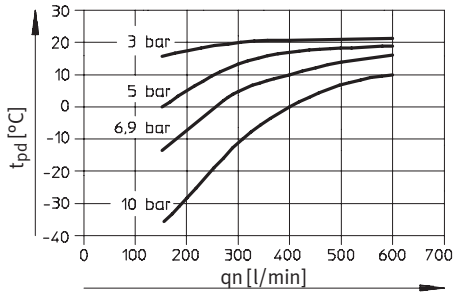
Membrane air dryers LDM1, D series, metal design

Technical data

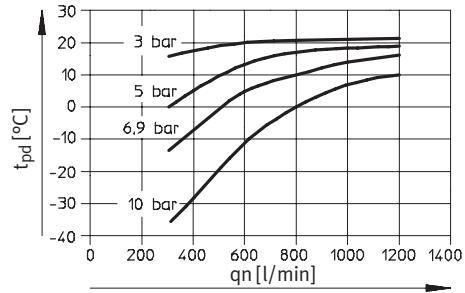
FESTO

Pressure dew point t_{pd} (output) as a function of the standard flow rate at output q_n

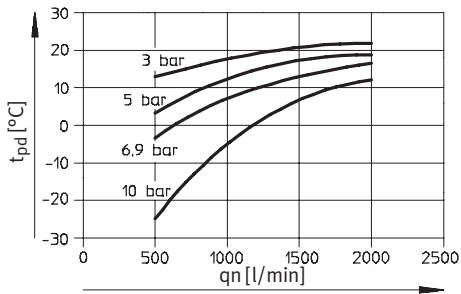
LDM1-...-300



LDM1-...-600

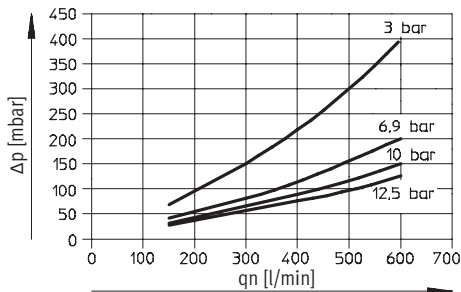


LDM1-...-1000

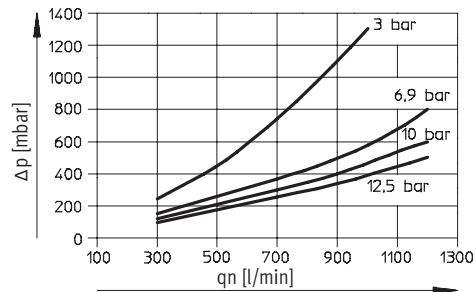


Differential pressure Δp as a function of the standard flow rate at output q_n

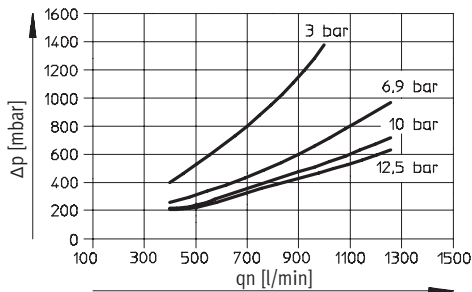
LDM1-...-300



LDM1-...-600



LDM1-...-1000



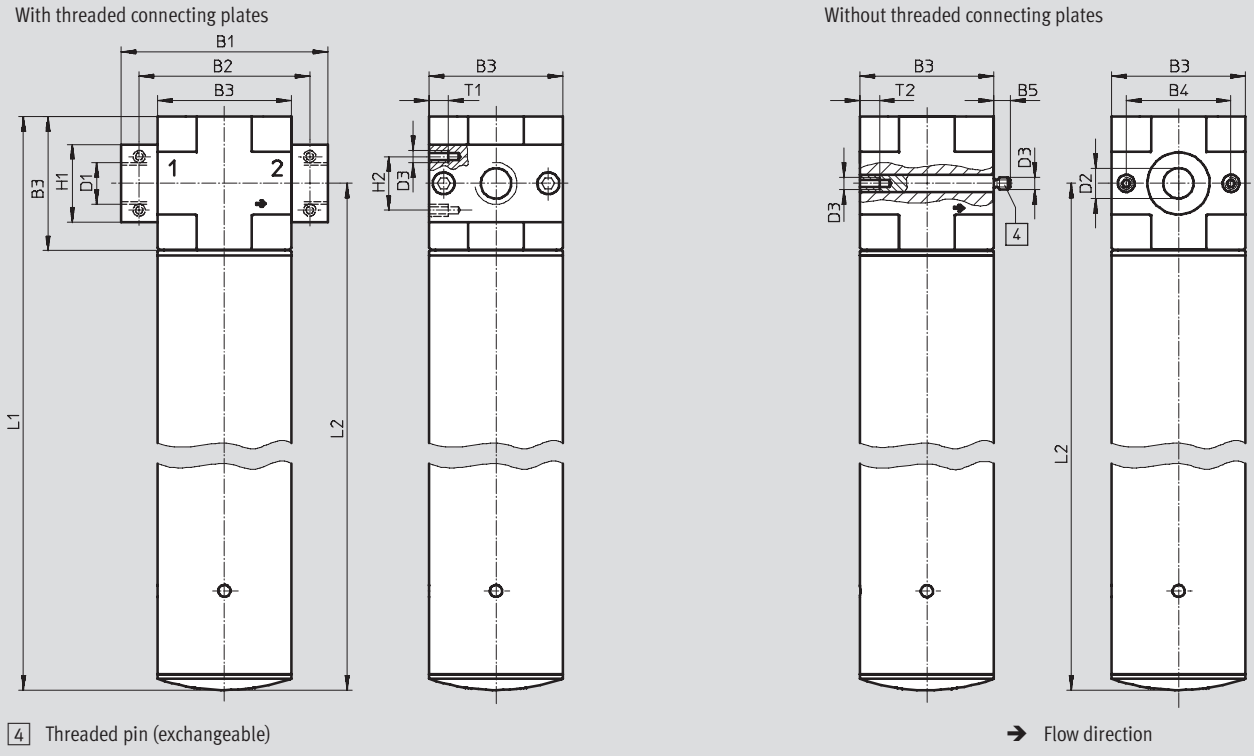
Membrane air dryers LDM1, D series, metal design

Technical data

Dimensions

Download CAD data → www.festo.com

Maxi



Type	B1	B2	B3	B4	B5	D1	D2 ∅	D3	H1	H2	L1	L2	T1	T2
LDM1-1/2-D-MAXI-300	96	80	66	46	-	G1/2	-	M5	32	22	329	296	8	-
LDM1-1/2-D-MAXI-600											519	486		
LDM1-1/2-D-MAXI-1000											519	486		
LDM1-3/4-D-MAXI-300	96	80	66	46	-	G3/4	-	M5	36	22	329	296	8	-
LDM1-3/4-D-MAXI-600											519	486		
LDM1-3/4-D-MAXI-1000											519	486		
LDM1-1-D-MAXI-300	116	91	66	46	-	G1	-	M5	41	22	329	296	8	-
LDM1-1-D-MAXI-600											519	486		
LDM1-1-D-MAXI-1000											519	486		
LDM1-D-MAXI-300	-	-	66	46	7	-	30	M5	-	-	329	296	-	11
LDM1-D-MAXI-600											519	486		
LDM1-D-MAXI-1000											519	486		

|| Note: This product conforms with the ISO 1179-1 standard and the ISO 228-1 standard.

Ordering data – Without connection plates

Size	LDM1-...-300		LDM1-...-600		LDM1-...-1000	
	Part No.	Type	Part No.	Type	Part No.	Type
Maxi	543 664	LDM1-D-MAXI-300	543 665	LDM1-D-MAXI-600	543 666	LDM1-D-MAXI-1000

Ordering data – With connection plates

Size	Connection	LDM1-...-300		LDM1-...-600		LDM1-...-1000	
		Part No.	Type	Part No.	Type	Part No.	Type
Maxi	G1/2	543 667	LDM1-1/2-D-MAXI-300	543 668	LDM1-1/2-D-MAXI-600	543 669	LDM1-1/2-D-MAXI-1000
	G3/4	543 670	LDM1-3/4-D-MAXI-300	543 671	LDM1-3/4-D-MAXI-600	543 672	LDM1-3/4-D-MAXI-1000
	G1	543 673	LDM1-1-D-MAXI-300	543 674	LDM1-1-D-MAXI-600	543 675	LDM1-1-D-MAXI-1000