


Pneumatic Indicators and Gauges

Binary Signal Indicators

Multi-Indicator, 16 pins

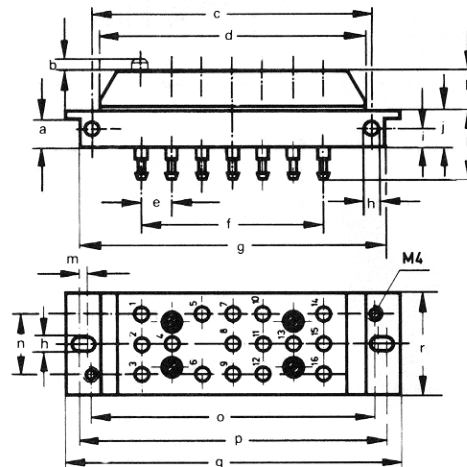

With Sub-base 2n

Type OH-2N-PK-3



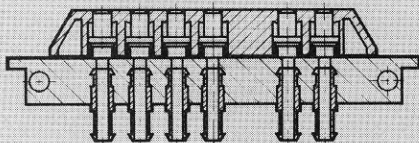
The multi-indicator has 16 pressure indicators. If, at any particular connection, a pressure of more than 15 psi / 1 bar is present the associated indicator pin extends to a length of 0.12 in / 3 mm.

Mounting frame for manifold and control-cabinet mounting, see Bulletin 275319.



Dimensions

a	0.11 in / 2.7 mm
b	0.12 in / 3 mm
c	2.91 in / 74 mm
d	2.76 in / 70 mm
e	0.31 in / 8 mm
f	1.89 in / 48 mm
g	31.81 in / 80.8 mm
h	0.17 in / 4.4 mm
i	0.20 in / 5 mm
j	0.39 in / 10 mm
k	0.41 in / 10.5 mm
l	0.73 in / 18.5 mm
m	0.09 in / 2.3 mm
n	0.63 in / 16 mm
o	2.95 in / 75 mm
p	3.19 in / 81 mm
q	3.48 in / 88.5 mm
r	1.06 in / 26.8 mm



Order Number	7878 OH-2N-PK-3
Medium	Compressed air (filtered, lubricated or unlubricated)
Design	Indicator pin
Mounting	2 through-holes in housing, or on mounting frame 2n
Connection	Barbed fittings for 3 mm plastic tubing
Pressure Range	15 to 120 psi / 1 to 8 bar
Color of Indicator	Black
Temperature Range	-50°F to +176°F / -10°C to +80°C
Materials	Housing: Plastic; Indicator pin: NBR; Seals: Buna N
Weight	0.143 lb / 0.065 kg