

Type to be discontinued
- 1 - Available up to 2008

Standard cylinders DNU/DNUL, DIN ISO 6431

FESTO


For new designs use standard
cylinders DNC
→ 1 / 1.2-22



- Double-acting
- For contactless position sensing
- Comprehensive range of accessories

ISO standard cylinders
DIN ISO 6431

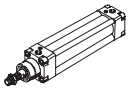
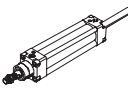
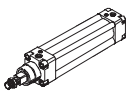
1.3

Type to be discontinued
 Available up to 2008

Standard cylinders DNU/DNUL, DIN ISO 6431

Product range overview

FESTO

Function	Design	Type	Piston Ø [mm]	Stroke [mm]	Position sensing A	Cushioning Adjustable PPV	
Double-acting	Basic version						
		DNU Single-ended piston rod	32, 40, 50, 63, 80, 100	25, 40, 50, 80, 100, 125, 160, 200, 250, 300, 320, 400, 500	10 ... 2,000	■	■
		DNU-...-S2 Through piston rod	32, 40, 50, 63, 80, 100	–	10 ... 2,000	■	■
	Non-rotating piston rod						
		DNUL Single-ended piston rod	32	–	10 ... 300	■	■
			40	–	10 ... 400		
50, 63			–	10 ... 500			
80, 100			–	10 ... 600			

ISO standard cylinders
 DIN ISO 6431

1.3

Type to be discontinued
 - 1 - Available up to 2008

Standard cylinders DNU/DNUL, DIN ISO 6431

FESTO

Product range overview

Type	Piston rod Stainless steel S3	Heat resistant seal for temperatures up to 120 °C S6	High corrosion protection S8
Basic version			
DNU Single-ended piston rod	■	■	■
DNU-...-S2 Through piston rod	-	■	-
Non-rotating piston rod			
DNUL Single-ended piston rod	-	■	-

ISO standard cylinders
 DIN ISO 6431

1.3


Type to be discontinued

- 1 - Available up to 2008

Standard cylinders DNU/DNUL, DIN ISO 6431

FESTO

Technical data

Ordering data							
Design	Stroke [mm]	Piston Ø 32 [mm] Part No. Type ¹⁾		Piston Ø 40 [mm] Part No. Type ¹⁾		Piston Ø 50 [mm] Part No. Type ¹⁾	
Basic version							
	25	14 121	DNU-32-25-PPV-A	14 132	DNU-40-25-PPV-A	14 143	DNU-50-25-PPV-A
	40	14 122	DNU-32-40-PPV-A	14 133	DNU-40-40-PPV-A	14 144	DNU-50-40-PPV-A
	50	14 123	DNU-32-50-PPV-A	14 134	DNU-40-50-PPV-A	14 145	DNU-50-50-PPV-A
	80	14 124	DNU-32-80-PPV-A	14 135	DNU-40-80-PPV-A	14 146	DNU-50-80-PPV-A
	100	14 125	DNU-32-100-PPV-A	14 136	DNU-40-100-PPV-A	14 147	DNU-50-100-PPV-A
	125	14 126	DNU-32-125-PPV-A	14 137	DNU-40-125-PPV-A	14 148	DNU-50-125-PPV-A
	160	14 127	DNU-32-160-PPV-A	14 138	DNU-40-160-PPV-A	14 149	DNU-50-160-PPV-A
	200	14 128	DNU-32-200-PPV-A	14 139	DNU-40-200-PPV-A	14 150	DNU-50-200-PPV-A
	250	14 129	DNU-32-250-PPV-A	14 140	DNU-40-250-PPV-A	14 151	DNU-50-250-PPV-A
	300	14 130	DNU-32-300-PPV-A	14 141	DNU-40-300-PPV-A	14 152	DNU-50-300-PPV-A
	320	34 704	DNU-32-320-PPV-A	34 705	DNU-40-320-PPV-A	34 706	DNU-50-320-PPV-A
	400	32 473	DNU-32-400-PPV-A	32 475	DNU-40-400-PPV-A	32 477	DNU-50-400-PPV-A
	500	32 474	DNU-32-500-PPV-A	32 476	DNU-40-500-PPV-A	32 478	DNU-50-500-PPV-A
Variable stroke	10 ... 2,000	14 120	DNU-32-...-PPV-A	14 131	DNU-40-...-PPV-A	14 142	DNU-50-...-PPV-A
Variant S2	10 ... 2,000	14 186	DNU-32-...-PPV-A-S2	14 187	DNU-40-...-PPV-A-S2	14 188	DNU-50-...-PPV-A-S2
Variant S3	10 ... 2,000	158 844	DNU-32-...-PPV-A-S3	158 845	DNU-40-...-PPV-A-S3	158 846	DNU-50-...-PPV-A-S3
Variant S6	10 ... 2,000	14 919	DNU-32-...-PPV-A-S6	14 920	DNU-40-...-PPV-A-S6	14 921	DNU-50-...-PPV-A-S6
Variant S8	10 ... 2,000	158 850	DNU-32-...-PPV-A-S8	158 851	DNU-40-...-PPV-A-S8	158 852	DNU-50-...-PPV-A-S8
Variant S26	10 ... 2,000	14 925	DNU-32-...-PPV-A-S26	14 926	DNU-40-...-PPV-A-S26	14 927	DNU-50-...-PPV-A-S26
With non-rotating piston rod							
Variable stroke	10 ... 300	15 602	DNUL-32-...-PPV-A	-	-	-	-
	10 ... 400	-	-	15 603	DNUL-40-...-PPV-A	-	-
	10 ... 500	-	-	-	-	15 604	DNUL-50-...-PPV-A
	10 ... 600	-	-	-	-	-	-
Variant S6	10 ... 300	15 660	DNUL-32-...-PPV-A-S6	-	-	-	-
	10 ... 400	-	-	15 661	DNUL-40-...-PPV-A-S6	-	-
	10 ... 500	-	-	-	-	15 662	DNUL-50-...-PPV-A-S6
	10 ... 600	-	-	-	-	-	-


1) The scope of delivery includes a hex nut for the piston rod thread.

Type to be discontinued
 Available up to 2008

Standard cylinders DNU/DNUL, DIN ISO 6431

Technical data

FESTO

Ordering data							
Design	Stroke [mm]	Piston Ø 63 [mm]		Piston Ø 80 [mm]		Piston Ø 100 [mm]	
		Part No.	Type ¹⁾	Part No.	Type ¹⁾	Part No.	Type ¹⁾
Basic version							
	25	14 154	DNU-63-25-PPV-A	14 165	DNU-80-25-PPV-A	14 176	DNU-100-25-PPV-A
	40	14 155	DNU-63-40-PPV-A	14 166	DNU-80-40-PPV-A	14 177	DNU-100-40-PPV-A
	50	14 156	DNU-63-50-PPV-A	14 167	DNU-80-50-PPV-A	14 178	DNU-100-50-PPV-A
	80	14 157	DNU-63-80-PPV-A	14 168	DNU-80-80-PPV-A	14 179	DNU-100-80-PPV-A
	100	14 158	DNU-63-100-PPV-A	14 169	DNU-80-100-PPV-A	14 180	DNU-100-100-PPV-A
	125	14 159	DNU-63-125-PPV-A	14 170	DNU-80-125-PPV-A	14 181	DNU-100-125-PPV-A
	160	14 160	DNU-63-160-PPV-A	14 171	DNU-80-160-PPV-A	14 182	DNU-100-160-PPV-A
	200	14 161	DNU-63-200-PPV-A	14 172	DNU-80-200-PPV-A	14 183	DNU-100-200-PPV-A
	250	14 162	DNU-63-250-PPV-A	14 173	DNU-80-250-PPV-A	14 184	DNU-100-250-PPV-A
	300	14 163	DNU-63-300-PPV-A	14 174	DNU-80-300-PPV-A	14 185	DNU-100-300-PPV-A
	320	34 707	DNU-63-320-PPV-A	34 708	DNU-80-320-PPV-A	34 709	DNU-100-320-PPV-A
	400	32 479	DNU-63-400-PPV-A	32 481	DNU-80-400-PPV-A	32 483	DNU-100-400-PPV-A
	500	32 480	DNU-63-500-PPV-A	32 482	DNU-80-500-PPV-A	32 484	DNU-100-500-PPV-A
Variable stroke	10 ... 2,000	14 153	DNU-63-...-PPV-A	14 164	DNU-80-...-PPV-A	14 175	DNU-100-...-PPV-A
Variant S2	10 ... 2,000	14 189	DNU-63-...-PPV-A-S2	14 190	DNU-80-...-PPV-A-S2	14 191	DNU-100-...-PPV-A-S2
Variant S3	10 ... 2,000	158 847	DNU-63-...-PPV-A-S3	158 848	DNU-80-...-PPV-A-S3	158 849	DNU-100-...-PPV-A-S3
Variant S6	10 ... 2,000	14 922	DNU-63-...-PPV-A-S6	14 923	DNU-80-...-PPV-A-S6	14 924	DNU-100-...-PPV-A-S6
Variant S8	10 ... 2,000	158 853	DNU-63-...-PPV-A-S8	158 854	DNU-80-...-PPV-A-S8	158 855	DNU-100-...-PPV-A-S8
Variant S26	10 ... 2,000	14 928	DNU-63-...-PPV-A-S26	14 929	DNU-80-...-PPV-A-S26	14 930	DNU-100-...-PPV-A-S26
With non-rotating piston rod							
Variable stroke	10 ... 300	–		–		–	
	10 ... 400	–		–		–	
	10 ... 500	15 605	DNUL-63-...-PPV-A			–	
	10 ... 600	–		15 606	DNUL-80-...-PPV-A	15 607	DNUL-100-...-PPV-A
Variant S6	10 ... 300	–		–		–	
	10 ... 400	–		–		–	
	10 ... 500	15 663	DNUL-63-...-PPV-A-S6	–		–	
	10 ... 600	–		15 664	DNUL-80-...-PPV-A-S6	15 665	DNUL-100-...-PPV-A-S6

1) The scope of delivery includes a hex nut for the piston rod thread.

ISO standard cylinders
DIN ISO 6431

1.3

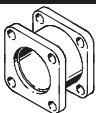
Type to be discontinued


-  - Available up to 2008

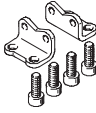
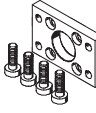
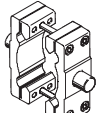

Standard cylinders DNU/DNUL, DIN ISO 6431

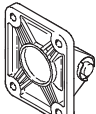
Accessories

FESTO

Ordering data – Adapter kit DPNN				
	For Ø	Material	Part No.	Type
	32	Flange: Wrought aluminium alloy;	13 468	DPNN-32
	40	Threaded studs, hex nuts: Galvanised steel	13 469	DPNN-40
	50	Free of copper, PTFE and silicone	13 470	DPNN-50
	63		13 471	DPNN-63
	80		13 472	DPNN-80
	100		13 473	DPNN-100

-  - Note
The maximum overall stroke length may not be exceeded when combining cylinders and the adapter kit.

Ordering data				
Designation	For Ø	Part No.	Type	
Foot mounting HN				
	32	5 135	HN-32	
	40	5 136	HN-40	
	50	5 137	HN-50	
	63	5 138	HN-63	
	80	5 139	HN-80	
	100	5 140	HN-100	
Flange mounting FN				
	32	5 141	FN-32	
	40	5 142	FN-40	
	50	5 143	FN-50	
	63	5 144	FN-63	
	80	5 145	FN-80	
	100	5 146	FN-100	
Trunnion mounting kit ZNU				
	32	14 210	ZNU-32	
	40	14 211	ZNU-40	
	50	14 212	ZNU-50	
	63	14 213	ZNU-63	
	80	14 214	ZNU-80	
	100	14 215	ZNU-100	
Trunnion support LNZ				
	32	6 184	LNZ-32	
	40/50	6 185	LNZ-40/50	
	63/80	6 186	LNZ-63/80	
	100	6 187	LNZ-100/125	

Ordering data – Swivel flange				
Designation	For Ø	Part No.	Type	
Swivel flange SN				
	32	5 153	SN-32	
	40	5 154	SN-40	
	50	5 155	SN-50	
	63	5 156	SN-63	
	80	5 157	SN-80	
	100	5 158	SN-100	



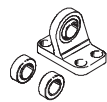

ISO standard cylinders
DIN ISO 6431


1.3

Standard cylinders DNU/DNUL, DIN ISO 6431

Accessories

FESTO

Ordering data – Mounting attachments				Technical data → 1 / 10.1-2			
Designation	For Ø	Part No.	Type	Designation	For Ø	Part No.	Type
Clevis foot LN				Clevis foot LNG			
	32	5 147	LN-32		32	33 890	LNG-32
	40	5 148	LN-40		40	33 891	LNG-40
	50	5 149	LN-50		50	33 892	LNG-50
	63	5 150	LN-63		63	33 893	LNG-63
	80	5 151	LN-80		80	33 894	LNG-80
	100	5 152	LN-100		100	33 895	LNG-100
Clevis foot LSN				Clevis foot LBG			
	32	5 561	LSN-32		32	31 761	LBG-32
	40	5 562	LSN-40		40	31 762	LBG-40
	50	5 563	LSN-50		63	31 764	LBG-63
	63	5 564	LSN-63		100	31 766	LBG-100
	80	5 565	LSN-80				
	100	5 566	LSN-100				

Ordering data – One-way flow control valves				Technical data → Volume 2	
	Connection		Material	Part No.	Type
	Thread	for tubing OD			
	G $\frac{1}{8}$	3	Metal design	193 142	GRLA- $\frac{1}{8}$ -QS-3-D
		4		193 143	GRLA- $\frac{1}{8}$ -QS-4-D
		6		193 144	GRLA- $\frac{1}{8}$ -QS-6-D
		8		193 145	GRLA- $\frac{1}{8}$ -QS-8-D
		6		193 146	GRLA- $\frac{1}{4}$ -QS-6-D
	G $\frac{1}{4}$	8		193 147	GRLA- $\frac{1}{4}$ -QS-8-D
		10		193 148	GRLA- $\frac{1}{4}$ -QS-10-D
		6		193 149	GRLA- $\frac{3}{8}$ -QS-6-D
	G $\frac{3}{8}$	8		193 150	GRLA- $\frac{3}{8}$ -QS-8-D
		10		193 151	GRLA- $\frac{3}{8}$ -QS-10-D
		12		193 152	GRLA- $\frac{1}{2}$ -QS-12-D

ISO standard cylinders
DIN ISO 6431

1.3


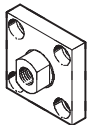

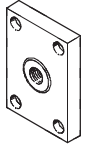


Standard cylinders DNU/DNUL, DIN ISO 6431

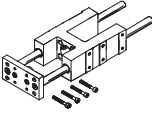
Accessories

FESTO

ISO standard cylinders
DIN ISO 6431

1.3


Ordering data – Piston rod attachments				Technical data → 1 / 10.3-2			
Designation	For Ø	Part No.	Type	Designation	For Ø	Part No.	Type
Rod eye SGS				Coupling piece KSG			
	32	9 261	SGS-M10x1,25		32	32 963	KSG-M10x1,25
	40	9 262	SGS-M12x1,25		40	32 964	KSG-M12x1,25
	50	9 263	SGS-M16x1,5		50	32 965	KSG-M16x1,5
	63				63		
	80	9 264	SGS-M20x1,5		80	32 966	KSG-M20x1,5
	100				100		
Rod clevis SGA				Coupling piece KSZ			
	32	32 954	SGA-M10x1,25		32	36 125	KSZ-M10x1,25
	40	10 767	SGA-M12x1,25		40	36 126	KSZ-M12x1,25
	50	10 768	SGA-M16x1,5		50	36 127	KSZ-M16x1,25
	63				63		
	80	10 769	SGA-M20x1,5		80	36 128	KSZ-M20x1,25
	100				100		
Rod clevis SG				Self-aligning rod coupler FK			
	32	6 144	SG-M10x1,25		32	6 140	FK-M10x1,25
	40	6 145	SG-M12x1,25		40	6 141	FK-M12x1,25
	50	6 146	SG-M16x1,5		50	6 142	FK-M16x1,5
	63				63		
	80	6 147	SG-M20x1,5		80	6 143	FK-M20x1,5
	100				100		


Ordering data – Guide units					Technical data → 1 / 10.4-2		
	For Ø [mm]	Stroke [mm]	With recirculating ball bearing guide		With sliding bearing guide		
			Part No.	Type	Part No.	Type	
	32	10 ... 500	33 484	FEN-32-...-KF	19 171	FEN-32-...	?
	40		33 485	FEN-40-...-KF	19 172	FEN-40-...	?
	50		33 486	FEN-50-...-KF	19 173	FEN-50-...	?
	63		33 487	FEN-63-...-KF	19 174	FEN-63-...	?
	80		33 488	FEN-80-...-KF	19 175	FEN-80-...	?
	100		33 489	FEN-100-...-KF	19 176	FEN-100-...	?


Standard cylinders DNU/DNUL, DIN ISO 6431


Accessories




FESTO



Ordering data – Rectangular proximity sensor, magneto-resistive						Technical data → www.festo.com/catalogue/sm	
	Mounting	Switch output	Electrical connection		Cable length [m]	Part No.	Type
			Cables	M8 plug			
NO contact							
	Via accessories	PNP	3-wire	–	2.5	151 683	SMT0-1-PS-K-LED-24-C
			–	3-pin	–	151 685	SMT0-1-PS-S-LED-24-C
		NPN	3-wire	–	2.5	151 684	SMT0-1-NS-K-LED-24-C
			–	3-pin	–	151 686	SMT0-1-NS-S-LED-24-C

Ordering data – Rectangular proximity sensor, magnetic reed						Technical data → www.festo.com/catalogue/sm	
	Mounting	Electrical connection		Cable length [m]	Part No.	Type	
		Cables	M8 plug				
NO contact							
	Via accessories	3-wire	–	2.5	30 459	SME0-1-LED-24-B	
		3-wire	–	5.0	151 672	SME0-1-LED-24-K5-B	
		–	3-pin	–	150 848	SME0-1-S-LED-24-B	

Ordering data – Mounting kit for proximity sensor SME0/SMT0-1				Technical data → www.festo.com/catalogue/smbu	
	For Ø	Mounting		Part No.	Type
	32 ... 50 mm	On the cylinder profile barrel		36 173	SMBU-1-B
	63 ... 100 mm			36 174	SMBU-2-B

Ordering data – Rectangular proximity sensor, pneumatic				Technical data → www.festo.com/catalogue/sm	
	Mounting	Pneumatic connection		Part No.	Type
3/2-way valve, normally closed					
	Via accessories	Barbed fitting for tubing ID of 3 mm		31 008	SMPO-1-H-B

Ordering data – Mounting kit for proximity sensor SMPO-1				Technical data → www.festo.com/catalogue/smb	
	For Ø	Mounting		Part No.	Type
	32 mm	Directly on the cylinder profile barrel		150 216	SMBU-1-H-32
	63 ... 100 mm			36 174	SMBU-2-B
	32 ... 100 mm	On the cylinder profile barrel via clamping strap		151 226	SMBS-2

Ordering data – Connecting cables				Technical data → www.festo.com/catalogue/nebu	
	Electrical connection, left	Electrical connection, right	Cable length [m]	Part No.	Type
	Straight socket, M8x1, 3-pin	Cable, open end, 3-wire	2,5	541 333	NEBU-M8G3-K-2.5-LE3
			5	541 334	NEBU-M8G3-K-5-LE3
	Angled socket, M8x1, 3-pin	Cable, open end, 3-wire	2,5	541 338	NEBU-M8W3-K-2.5-LE3
			5	541 341	NEBU-M8W3-K-5-LE3