



- Quick connection couplings with shut-off on one/both sides
- Safety couplings
- Simple release principle
- High flow rates
- Many variants



Quick coupling sockets/plugs

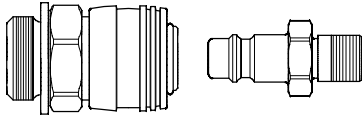
Key features



Mode of operation

Quick connection coupling, shut-off on one/both sides

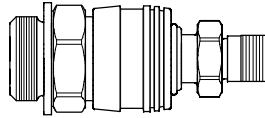
Coupling



When coupling, the plug is pushed into the socket.

The plug engages automatically when it reaches a certain position.

Decoupling

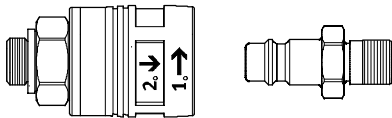


The plug is unlocked by pressing the releasing sleeve.

When decoupling, it is important to make sure that the quick coupling plug is held until the coupling plug is fully exhausted.

Safety coupling

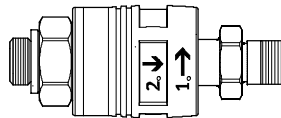
Coupling



When coupling, the plug is pushed into the socket.


The plug engages automatically when it reaches a certain position.

Decoupling



The releasing sleeve is first turned. This is to release the compressed air from the system.

The plug is then unlocked by pulling the releasing sleeve.




-  - Note

When inserting and releasing couplings, the maximum pressure should be 10 bar.

Quick coupling sockets/plugs

Product range overview



Function	Version	Type	Brief description	Max. standard nominal flow rate [l/min]	Nominal size [mm]	→ Page
Quick connection coupling	Shut-off on one side					
		KD1/KS1	For standard applications, without safety function	44	1.5	3 / 5.7-5
		KD2/KS2		139	2.7	3 / 5.7-7
		KD3/KS3		666	5	3 / 5.7-10
		KD4/KS4		1,350	7.2	3 / 5.7-13
		KD5/KS5		2,043	13	3 / 5.7-16
	Shut-off on both sides					
		KD3-A-R/ KS3-A-R	Ideally suited to applications involving liquid media, as both ends are sealed during unlocking	666	5	3 / 5.7-18
		KD4-A-R/KS4-A-R		1,350	7.2	3 / 5.7-18
	Safety coupling		KDMS6	The compressed air is released from the system by turning the releasing sleeve. Only then can the coupling be unlocked	2,043	7.8
KDS6/KSS6			1,818			

Coupling/tubing combination options							
Tubing	Quick coupling socket/plug						
	KD1/KS1	KD2/KS2	KD3/KS3	KD4/KS4	KD5/KS5	KDS6/KSS6	
Standard I.D.	Polyurethane						
	PU-2	■	-	-	-	-	-
	PU-3	-	■	-	-	-	-
	PU-4	-	■	■	-	-	-
	PU-6	-	-	■	■	-	-
	PU-9	-	-	-	■	-	■
	PU-13	-	-	-	-	■	■
	Nitrile rubber						
	P-9	-	-	-	■	-	■
	P-13	-	-	-	-	■	-
	Polyamide						
	PP-3	-	■	-	-	-	-
	PP-4	-	■	■	-	-	-
	PP-6	-	-	■	■	-	-
	Standard O.D.	Polyurethane					
PUN-3		■	-	-	-	-	-
PUN-4		-	■	-	-	-	-
PUN-6		-	■	■	-	-	-
PUN-8		-	-	■	■	-	-
Polyamide							
PAN-4		-	■	-	-	-	-
PAN-6		-	■	■	-	-	-
PAN-8		-	-	■	■	-	-
Nitrile rubber with metal braiding							
PX-4		-	-	■ 1)	-	-	-
PX-6		-	-	-	■ 1)	-	-
PX-9		-	-	-	■ 1)	-	-

1) Only with CX quick coupling plug

Quick coupling sockets/plugs

Product range overview



Quick coupling socket/plug combination options													
Connection	Size 1		Size 2		Size 3 ¹⁾		Size 4 ¹⁾		Size 5		Size 6 ²⁾		
	Socket	Plug	Socket	Plug	Socket	Plug	Socket	Plug	Socket	Plug	Socket	Plug	
Male thread													
M3	■	-	-	-	-	-	-	-	-	-	-	-	-
M5	-	-	■	■	-	-	-	-	-	-	-	-	-
G ¹ / ₈	-	-	-	-	■	■	-	-	-	-	-	-	■
G ¹ / ₄	-	-	-	-	■	■	■	■	-	-	■	■	■
G ³ / ₈	-	-	-	-	-	-	■	■	-	-	■	■	■
G ¹ / ₂	-	-	-	-	-	-	■	■	-	■	■	■	■
Female thread													
M5	-	-	■	■	-	-	-	-	-	-	-	-	-
G ¹ / ₈	-	-	-	-	■	■	-	-	-	-	-	-	-
G ¹ / ₄	-	-	-	-	■	■	■	■	-	-	■	■	■
G ³ / ₈	-	-	-	-	-	-	■	■	-	-	■	■	■
G ¹ / ₂	-	-	-	-	-	-	■	■	■	-	■	■	■
Quick connector													
CK-3	-	-	■	■	-	-	-	-	-	-	-	-	-
CK-4	-	-	■	■	■	■	-	■	-	-	-	-	-
CK-6	-	-	-	-	■	■	■	■	-	-	-	-	-
CK-9	-	-	-	-	-	-	■	■	-	-	■	■	■
CK-13	-	-	-	-	-	-	-	-	-	■	■	■	■
CX-4	-	-	-	-	-	■ ³⁾	-	-	-	-	-	-	-
CX-6	-	-	-	-	-	-	-	■ ³⁾	-	-	-	-	-
CX-9	-	-	-	-	-	-	-	■ ³⁾	-	-	-	-	-
Bulkhead quick connector													
CK-6-S	-	-	-	-	-	-	-	-	-	-	-	-	-
CK-9-S	-	-	-	-	-	-	-	■	■	-	-	■	■
Barbed fitting													
CN-2	-	■	-	-	-	-	-	-	-	-	-	-	-
CN-4	-	-	■	■	-	-	-	-	-	-	-	-	-
CN-6	-	-	-	-	■	■	-	-	-	-	-	-	-
N-6	-	-	-	-	-	-	-	■	-	-	-	-	-
N-9	-	-	-	-	-	-	■	■	-	-	■	■	■
N-13	-	-	-	-	-	-	-	-	-	■	-	-	-
Barbed bulkhead connector													
CN-4-S	-	-	■	■	-	-	-	-	-	-	-	-	-
CN-6-S	-	-	-	-	■	■	-	-	-	-	-	-	-


- 1) Quick coupling socket, shut-off on both sides, KD...-A-R, G¹/₈, G¹/₄ thread only
- 2) Quick coupling socket, steel version, KDMS6, G¹/₄, G³/₈, G¹/₂ only
- 3) For PX tubing only

5.7 Piping, tubing and fittings Couplings

Quick coupling sockets/plugs KD/KS, shut-off on one side

Technical data

Quick connection coupling KD1/KS1


 Norminal size
1.5 mm



Technical data	
Operating medium	Filtered compressed air, lubricated or unlubricated
Operating pressure ¹⁾ [bar]	-0.95 ... 12
Ambient temperature [°C]	-10 ... +60
Standard nominal flow rate ²⁾ [l/min]	Max. 44
Corrosion resistance classification CRC ³⁾	1

1) Safety factor 2.5

2) Measured at p1 = 6 bar and Δp = 1 bar

3) Corrosion resistance class 1 according to Festo standard 940 070

Components requiring low corrosion resistance. Transport and storage protection. Parts that do not have primarily decorative surface requirements, e.g. in internal areas that are not visible or behind covers.

Weights [g]	Weights [g]	
	With male thread M3	With barbed connector CN-2
Coupling socket	29	-
Coupling plug	-	4

Materials	Materials	
	Coupling socket	Coupling plug
Housing	Brass, nickel-plated	Brass, nickel-plated
Releasing sleeve	Brass, nickel-plated	-

Quick coupling sockets/plugs KD/KS, shut-off on one side

Technical data



Download CAD data → www.festo.com/en/engineering

Dimensions		Insertion depth
Coupling socket	Coupling plug	
Male thread	Barbed fitting	


Type	D1 Ø	D2	L1	L2	≈ 1
Coupling socket					
M3	6.5	M3	18.5	4.6	6
Coupling plug					
CN-2	4	-	12	4.6	-


Ordering data				
Connection	Coupling socket		Coupling plug	
	Part No.	Type	Part No.	Type
Male thread				
M3	151 995	KD1-M3-A	-	-
Barbed fitting				
CN-2	-	-	151 996	KS1-CN-2

Quick coupling sockets/plugs KD/KS, shut-off on one side

Technical data

Quick connection coupling KD2/KS2

 - Nominal size
2.7 mm

 - Note
All quick coupling socket types of the same size are compatible with all plugs of this size.



Technical data	
Operating medium	Filtered compressed air, lubricated or unlubricated
Operating pressure ¹⁾ [bar]	-0.95 ... 12
Ambient temperature [°C]	-10 ... +60
Standard nominal flow rate ²⁾ [l/min]	Max. 139
Corrosion resistance classification CRC ³⁾	1

- 1) Safety factor 2.5
- 2) Measured at p1 = 6 bar and Δp = 1 bar
- 3) Corrosion resistance class 1 according to Festo standard 940 070
Components requiring low corrosion resistance. Transport and storage protection. Parts that do not have primarily decorative surface requirements, e.g. in internal areas that are not visible or behind covers.

Weights [g]	Male thread	Female thread	Quick connector	
	M5	M5	CK-3	CK-4
Quick coupling sockets	10	12	11	16
Quick coupling plugs	5	5	4	11

Weights [g]	Barbed fitting	Barbed bulkhead connector
	CN4	CN-4-S
Quick coupling sockets	11	21
Quick coupling plugs	5	16

Materials	Quick coupling socket	Quick coupling plug
	Housing	Brass, nickel-plated
Releasing sleeve	Brass, nickel-plated	-

Quick coupling sockets/plugs KD/KS, shut-off on one side

Technical data



Dimensions – Quick coupling socket Download CAD data → www.festo.com/en/engineering

Male thread	Female thread	Quick connector
Barbed fitting	Barbed bulkhead connector	

Dimensions – Quick coupling plug Download CAD data → www.festo.com/en/engineering










Male thread	Female thread	Quick connector
Barbed fitting	Barbed bulkhead connector	Insertion depth

Type	D1 ∅	D2	L1		L2	∅ C 1		∅ C 2
			Quick coupling socket	Quick coupling plug		Quick coupling socket	Quick coupling plug	
Male thread								
M5	10	M5	26.25	18.2	7.95	9	9	–
Female thread								
M5	10	M5	29.05	20	7.95	9	7	–
Quick connector with union nut								
CK-3	10	–	32.55	24	7.95	9	7	8
CK-4			35.75	27.2		11	11	12
Barbed fitting								
CN-4	10	–	33.25	25.4	7.95	11	7	–
Barbed bulkhead connector								
CN-4-S	10	–	47.75	39.7	7.95	11	11	13

5.7 Piping, tubing and fittings Couplings

Quick coupling sockets/plugs KD/KS, shut-off on one side

Technical data

Ordering data					
Type	Quick coupling socket			Quick coupling plug	
	Part No.	Type		Part No.	Type
Male thread					
M5	4 087	KD2-M5-A		531 658	KS2-M5-A  New
Female thread					
M5	531 620	KD2-M5-I	 New	531 660	KS2-M5-I  New
Quick connector with union nut					
CK-3	531 621	KD2-CK-3	 New	4 091	KS2-CK-3
CK-4	531 622	KD2-CK-4	 New	4 090	KS2-CK-4
Barbed fitting					
CN-4	531 623	KD2-CN-4	 New	531 663	KS2-CN-4  New
Barbed bulkhead connector					
CN-4-S	531 624	KD2-CN-4-S	 New	531 664	KS2-CN-4-S  New


 Core Range


Quick coupling sockets/plugs KD/KS, shut-off on one side

Technical data



Quick connection coupling KD3/KS3

-  - Nominal size
5 mm

-  - Note
All quick coupling socket types of the same size are compatible with all plugs of this size.



Technical data	
Operating medium	Filtered compressed air, lubricated or unlubricated
Operating pressure ¹⁾ [bar]	-0.95 ... 12
Ambient temperature [°C]	-10 ... +60
Standard nominal flow rate ²⁾ [l/min]	Max. 666
Corrosion resistance classification CRC ³⁾	1

- 1) Safety factor 2.5
- 2) Measured at p1 = 6 bar and Δp = 1 bar
- 3) Corrosion resistance class 1 according to Festo standard 940 070
Components requiring low corrosion resistance. Transport and storage protection. Parts that do not have primarily decorative surface requirements, e.g. in internal areas that are not visible or behind covers.

Weights [g]	Male thread		Female thread	
	G ¹ / ₈	G ¹ / ₄	G ¹ / ₈	G ¹ / ₄
Quick coupling sockets	28	35	32	47
Quick coupling plugs	13	23	16	27

Weights [g]	Quick connector			Barbed fitting	Barbed bulkhead connector
	CK-4	CK-6	CX-4	CN-6	CN-6-S
Quick coupling sockets	31	32	-	27	44
Quick coupling plugs	16	21	16	8	32

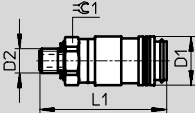
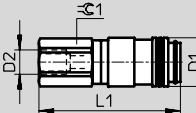
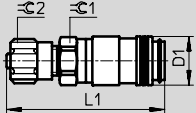
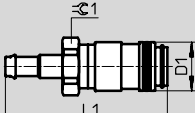
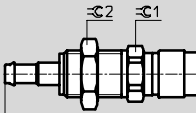
Materials	Quick coupling socket	Quick coupling plug
Housing	Brass, nickel-plated	Brass, nickel-plated ¹⁾
Releasing sleeve	Brass, nickel-plated	-

1) Quick connector CX-4 available in brass only

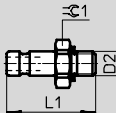
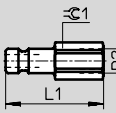
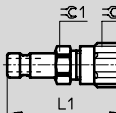
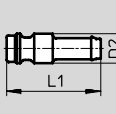
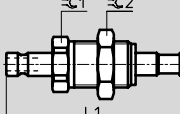
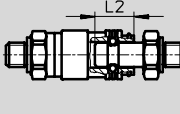
Quick coupling sockets/plugs KD/KS, shut-off on one side

Technical data

Dimensions – Quick coupling socket Download CAD data → www.festo.com/en/engineering

Male thread	Female thread	Quick connector
		
Barbed fitting	Barbed bulkhead connector	
		






Dimensions – Quick coupling plug Download CAD data → www.festo.com/en/engineering

Male thread	Female thread	Quick connector
		
Barbed fitting	Barbed bulkhead connector	Insertion depth
		

Type	D1 Ø	D2	L1		L2	≙ 1		≙ 2
			Quick coupling socket	Quick coupling plug		Quick coupling socket	Quick coupling plug	
Male thread								
G ¹ / ₈	16	G ¹ / ₈	36	25	13.6	14	13	-
G ¹ / ₄		G ¹ / ₄	37.6	27.6		17	17	
Female thread								
G ¹ / ₈	16	G ¹ / ₈	38.2	28	13.6	14	13	-
G ¹ / ₄		G ¹ / ₄	45.2	32.6		17	17	
Quick connector with union nut								
CK-4	16	-	43.1	34.5	13.6	14	12	12
CK-6			43.2	34.6			14	14
CX-4	-	-	-	43	-	-	14	14
Barbed fitting								
CN-6	16	9 d10	43.2	28.6	13.6	14	-	-
Barbed bulkhead connector								
CN-6-S	16	-	58.2	48.6	13.6	17	17	17

Quick coupling sockets/plugs KD/KS, shut-off on one side

Technical data

Ordering data					
Quick coupling socket			Quick coupling plug		
Part No.	Type		Part No.	Type	
Male thread					
G $\frac{1}{8}$	2 142	KD3- $\frac{1}{8}$ -A	3 492	KS3- $\frac{1}{8}$ -A	
G $\frac{1}{4}$	531 626	KD3- $\frac{1}{4}$ -A	531 666	KS3- $\frac{1}{4}$ -A	 New
Female thread					
G $\frac{1}{8}$	531 627	KD3- $\frac{1}{8}$ -I	531 668	KS3- $\frac{1}{8}$ -I	 New
G $\frac{1}{4}$	531 628	KD3- $\frac{1}{4}$ -I	531 669	KS3- $\frac{1}{4}$ -I	 New
Quick connector with union nut					
CK-4	531 629	KD3-CK-4	3 326	KS3-CK-4	
CK-6	531 630	KD3-CK-6	3 478	KS3-CK-6	
CX-4	-		4 047	KS3-CX-4	
Barbed fitting					
CN-6	531 631	KD3-CN-6	531 672	KS3-CN-6	 New
Barbed bulkhead connector					
CN-6-S	531 632	KD3-CN-6-S	531 673	KS3-CN-6-S	 New

 Core Range

Quick coupling sockets/plugs KD/KS, shut-off on one side

Technical data

Quick connection coupling KD4/KS4

- Releasing sleeve made from polymer material

⌀ - Nominal size
7.2 mm



⌀ - Note
All quick coupling socket types of the same size are compatible with all plugs of this size.

Technical data	
Operating medium	Filtered compressed air, lubricated or unlubricated
Operating pressure ¹⁾ [bar]	-0.95 ... 12
Ambient temperature [°C]	-10 ... +60
Standard nominal flow rate ²⁾ [l/min]	Max. 1,350
Corrosion resistance classification CRC ³⁾	1

- 1) Safety factor 2.5
- 2) Measured at p₁ = 6 bar and Δp = 1 bar
- 3) Corrosion resistance class 1 according to Festo standard 940 070
Components requiring low corrosion resistance. Transport and storage protection. Parts that do not have primarily decorative surface requirements, e.g. in internal areas that are not visible or behind covers.

Weights [g]	Male thread		Female thread		
	G ¹ / ₄	G ³ / ₈	G ¹ / ₄	G ³ / ₈	G ¹ / ₂
Quick coupling sockets	57	62	88	82	86
Quick coupling plugs	21	29	31	32	57

Weights [g]	Quick connector					Bulkhead quick connector	Barbed fitting	
	CK-4	CK-6	CK-9	CX-6	CX-9	CK-9-S	N-6	N-9
Quick coupling sockets	-	63	71	-	-	97	-	57
Quick coupling plugs	26	26	-	34	61	69	15	18

Materials		
	Quick coupling socket	Quick coupling plug
Housing	Brass, nickel-plated	Brass, nickel-plated ¹⁾
Releasing sleeve	Polypropylene	-

1) Quick connector CX-6/CX-9 available in brass only

Quick coupling sockets/plugs KD/KS, shut-off on one side

Technical data



Dimensions – Quick coupling socket Download CAD data → www.festo.com/en/engineering

Male thread	Female thread	Quick connector
Bulkhead quick connector	Barbed fitting	

Dimensions – Quick coupling plug Download CAD data → www.festo.com/en/engineering














Male thread	Female thread	Quick connector
Bulkhead quick connector	Barbed fitting	Insertion depth

Type	D1 Ø	D2	L1		L2	≡ 1		≡ 2	≡ 3
			Quick coupling socket	Quick coupling plug		Quick coupling socket	Quick coupling plug		
Male thread									
G $\frac{1}{4}$	26.4	G $\frac{1}{4}$	40.5	32.5	14.95	22	17	-	-
G $\frac{3}{8}$		G $\frac{3}{8}$	41.5	34			19		
G $\frac{1}{2}$		G $\frac{1}{2}$	43	37.5		24	24		
Female thread									
G $\frac{1}{4}$	26.4	G $\frac{1}{4}$	46	38.5	14.95	22	17	-	-
G $\frac{3}{8}$		G $\frac{3}{8}$	47.5	39.5			19		
G $\frac{1}{2}$		G $\frac{1}{2}$	50.5	44		24	24		
Quick connector with union nut									
CK-4	-	-	-	40.2	14.95	-	17	12	-
CK-6	26.4		46.4	40.3				14	
CK-9			49.8	43.7		19			
CX-6	-		-	53	-	-	17	17	
CX-9	-	-	60	-	-	19	22		
Bulkhead quick connector with union nut									
CK-9-S	26.4	-	64.8	57.7	14.95	22	22	19	22
Barbed fitting									
N-6	26.4	12	-	47	14.95	-	-	-	-
N-9			56.2			21			

Piping, tubing and fittings
Couplings
5.7

Quick coupling sockets/plugs KD/KS, shut-off on one side

Technical data

Ordering data					
		Quick coupling socket		Quick coupling plug	
		Part No.	Type	Part No.	Type
Male thread					
G ¹ / ₄	2 143	KD4-1/4-A		2 154	KS4-1/4-A
G ³ / ₈	2 144	KD4-3/8-A		2 155	KS4-3/8-A
G ¹ / ₂	2 145	KD4-1/2-A		531 676	KS4-1/2-A 
Female thread					
G ¹ / ₄	531 636	KD4-1/4-I		531 678	KS4-1/4-I 
G ³ / ₈	531 637	KD4-3/8-I		531 679	KS4-3/8-I 
G ¹ / ₂	531 638	KD4-1/2-I		531 680	KS4-1/2-I 
Quick connector with union nut					
CK-4	-			2 150	KS4-CK-4
CK-6	531 639	KD4-CK-6		2 151	KS4-CK-6
CK-9	531 640	KD4-CK-9		531 683	KS4-CK-9 
CX-6	-			4 048	KS4-CX-6
CX-9	-			4 049	KS4-CX-9
Bulkhead quick connector with union nut					
CK-9-S	531 642	KD4-CK-9-S		531 686	KS4-CK-9-S 
Barbed fitting					
N-6	-			2 152	KS4-N-6
N-9	531 641	KD4-N-9		2 153	KS4-N-9


 Core Range

Quick coupling sockets/plugs KD/KS, shut-off on one side

Technical data



Quick connection coupling KD5/KS5

-  - Nominal size
13 mm

-  - Note

All quick coupling socket types of the same size are compatible with all plugs of this size.



Technical data	
Operating medium	Filtered compressed air, lubricated or unlubricated
Operating pressure ¹⁾ [bar]	0 ... 12
Ambient temperature [°C]	-10 ... +60
Standard nominal flow rate ²⁾ [l/min]	Max. 2.043
Corrosion resistance classification CRC ³⁾	1

- 1) Safety factor 2.5
- 2) Measured at p1 = 6 bar and Δp = 1 bar
- 3) Corrosion resistance class 1 according to Festo standard 940 070
Components requiring low corrosion resistance. Transport and storage protection. Parts that do not have primarily decorative surface requirements, e.g. in internal areas that are not visible or behind covers.

Weights [g]	Male thread	Female thread	Quick connector	Barbed fitting
	G½	G½	CK-13	N-13
Quick coupling socket	-	413	-	-
Quick coupling plug	255	-	251	256

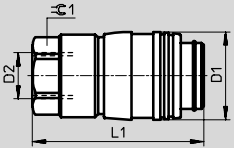
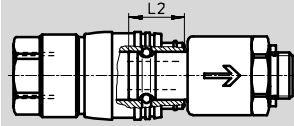
Materials	Quick coupling socket	Quick coupling plug
	Housing	Galvanised steel
Releasing sleeve	Galvanised steel	-

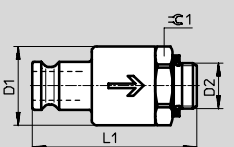
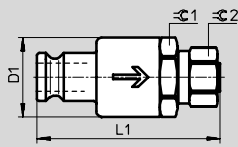
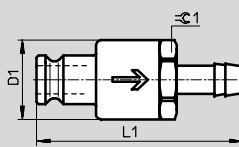
-  - Note

The non-return function means that the direction of flow must always follow the direction of the arrow.


Quick coupling sockets/plugs KD/KS, shut-off on one side

Technical data

Dimensions – Quick coupling socket	Download CAD data → www.festo.com/en/engineering
Female thread	Insertion depth
	

Dimensions – Quick coupling plug	Download CAD data → www.festo.com/en/engineering	
Male thread	Quick connector	Barbed fitting
		

Type	D1 ∅	D2	L1		L2	∅ 1		∅ 2
			Quick coupling socket	Quick coupling plug		Quick coupling socket	Quick coupling plug	
Female thread								
G½	40	G½	78	–	25.5	32	–	–
Male thread								
G½	36	G½	–	74.9	25.5	–	32	–
Quick connector with union nut								
CK-13	36	–	–	83.2	25.5	–	32	24
Barbed fitting								
N-13	36	–	–	94	25.5	–	32	–

Ordering data			
	Quick coupling sockets		Quick coupling plugs
	Part No.	Type	Part No. Type
Female thread			
G½	4 088	KD5-½-I	–
Male thread			
G½	–	–	531 687 KS5-½-A 
Quick connector with union nut			
CK-13	–	–	4 096 KS5-CK-13
Barbed fitting			
N-13	–	–	4 089 KS5-N-13

 Core Range

Quick coupling sockets/plugs KD/KS, shut-off on both sides

Technical data



Quick connection coupling KD3-A-R/KS3-A-R

■ For applications involving liquid media.

⌀ - Nominal size
5 mm



KD3-...-A-R



KS3-...-A-R

⌀ - Note

The quick coupling socket KD3-...-A-R may only be combined with plug KS3-...-A-R.

Quick connection coupling KD4-A-R/KS4-A-R

■ For applications involving liquid media.

■ Releasing sleeve made from polymer material

⌀ - Nominal size
7.2 mm



KD4-...-A-R



KS4-...-A-R

⌀ - Note

The quick coupling socket KD4-...-A-R may only be combined with plug KS4-...-A-R.

Technical data		KD3/KS3		KD4/KS4	
Operating medium		Filtered compressed air, lubricated or unlubricated			
Operating pressure ¹⁾	[bar]	-0.95 ... 12			
Ambient temperature	[°C]	-10 ... +60			
Standard nominal flow rate ²⁾	[l/min]	Max. 666		1 350	
Corrosion resistance classification	CRC ³⁾	1			

1) Safety factor 2.5

2) Measured at p1 = 6 bar and Δp = 1 bar

3) Corrosion resistance class 1 according to Festo standard 940 070

Components requiring low corrosion resistance. Transport and storage protection. Parts that do not have primarily decorative surface requirements, e.g. in internal areas that are not visible or behind covers.

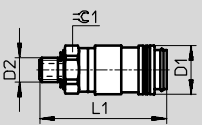
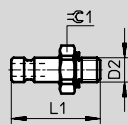
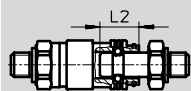
	KD3/KS3		KD4/KS4	
	G ³ / ₈	G ¹ / ₄	G ³ / ₈	G ¹ / ₄
Quick coupling socket	28	-	58	-
Quick coupling plug	32	-	46	-

Materials	Quick coupling socket	Quick coupling plug	Quick coupling socket	Quick coupling plug
	KD3	KS3	KD4	KS4
Housing	Brass		Brass	
Releasing sleeve	Brass	-	Polypropylene	-





Quick coupling sockets/plugs KD/KS, shut-off on both sides

Technical data

Dimensions Download CAD data → www.festo.com/en/engineering

<p>Quick coupling socket Male thread</p> 	<p>Quick coupling plug</p> 	<p>Insertion depth</p> 
--	--	--

Type	D1 ∅	D2	L1		L2	±0.1	
			Quick coupling socket	Quick coupling plug		Quick coupling socket	Quick coupling plug
KD3 male thread							
G ¹ / ₈ -A-R	16	G ¹ / ₈	36	39.8	13.6	14	14
G ¹ / ₄ -A-R		G ¹ / ₄				22	22
KD4 male thread							
G ¹ / ₈ -A-R	26.4	G ¹ / ₈	40.5	42.5	14.95	14	14
G ¹ / ₄ -A-R		G ¹ / ₄				22	22

Ordering data							
Connection	Quick coupling socket				Quick coupling plug		
	Part No.	Type			Part No.	Type	
G ¹ / ₈	531 659	KD3-¹/₈-A-R		New	531 667	KS3-¹/₈-A-R	 New
G ¹ / ₄	531 694	KD4-¹/₄-A-R		New	531 677	KS4-¹/₄-A-R	 New

 Core Range

Quick coupling sockets/plugs KDMS/KDS/KSS, shut-off on one side

Technical data



Safety coupling made from steel

⌀ - Nominal size
7.8 mm

- Note
All quick coupling socket types of the same size are compatible with all plugs of this size.



Safety coupling made from brass

■ Releasing sleeve made from polymer material

⌀ - Nominal size
7.8 mm

- Note
All quick coupling socket types of the same size are compatible with all plugs of this size.



Technical data		KDMS	KDS/KSS
Operating medium		Filtered compressed air, lubricated or unlubricated	
Operating pressure ¹⁾	[bar]	-0.95 ... 12	
Ambient temperature	[°C]	-10 ... +60	
Standard nominal flow rate ²⁾	[l/min]	Max. 2,043	Max. 1,818
Corrosion resistance classification	CRC ³⁾	1	

- 1) Safety factor 2.5
- 2) Measured at p₁ = 6 bar and Δp = 1 bar
- 3) Corrosion resistance class 1 according to Festo standard 940 070
Components requiring low corrosion resistance. Transport and storage protection. Parts that do not have primarily decorative surface requirements, e.g. in internal areas that are not visible or behind covers.

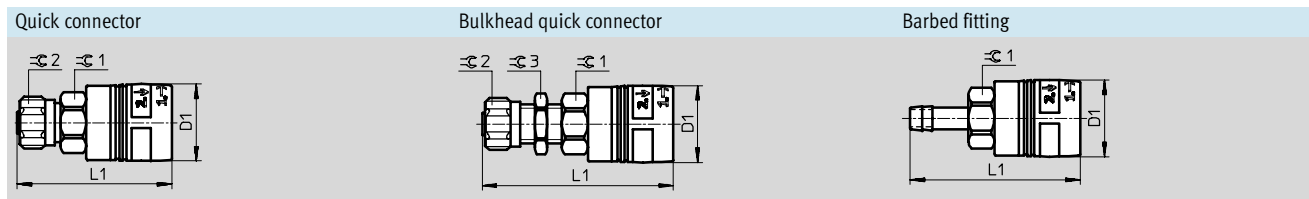
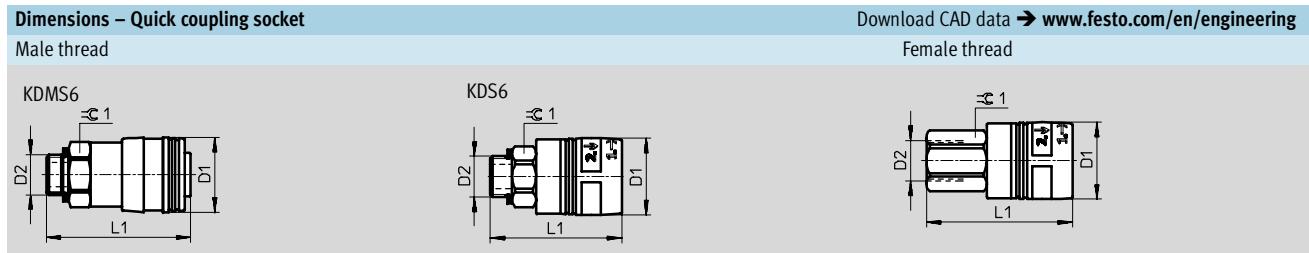
Weights [g]	Male thread				Female thread		
	G ¹ / ₈	G ¹ / ₄	G ³ / ₈	G ¹ / ₂	G ³ / ₈	G ¹ / ₄	G ¹ / ₂
Quick coupling sockets KDMS-...	-	167	170	175	-	-	-
Quick coupling sockets KDS-...	-	93	96	111	115	125	121
Quick coupling plugs	19	20	27	50	29	28	49

Weights [g]	Quick connector		Bulkhead quick connector	Barbed fitting
	CK-9	CK-13	CK-9-S	N-6
Quick coupling sockets KDMS-...	-	-	-	-
Quick coupling sockets KDS-...	104	121	122	97
Quick coupling plugs	37	50	64	17

Materials	Quick coupling socket		Quick coupling plug
	KDMS	KDS	KSS
Housing	Nickel plated steel	Brass, nickel-plated	Hardened steel
Releasing sleeve	Nickel plated steel	Polyacetal	-

Quick coupling sockets/plugs KDMS/KDS/KSS, shut-off on one side

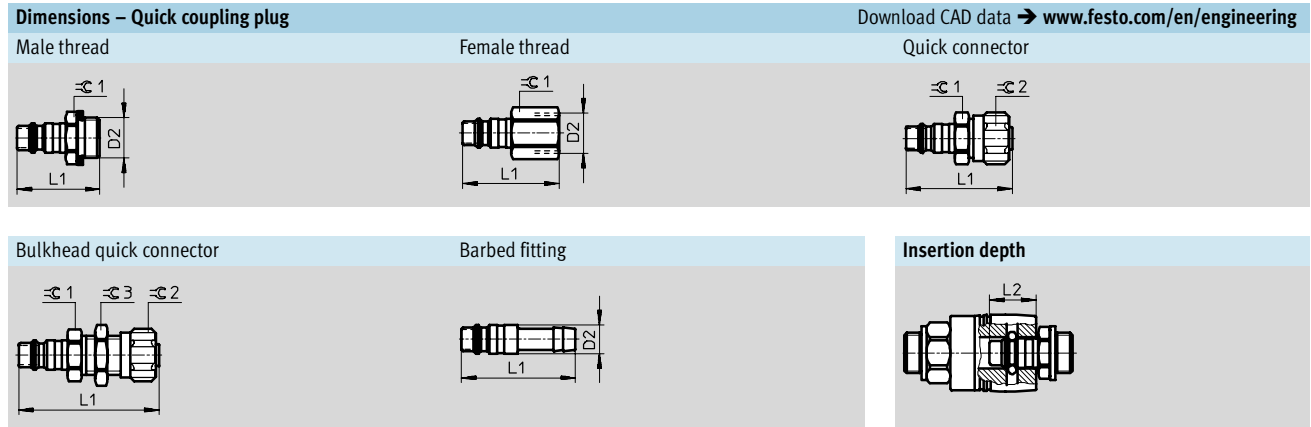
Technical data



Type	D1 Ø	D2	L1	ø 1	ø 2	ø 3
Male thread, steel version						
G ¹ / ₄	31	G ¹ / ₄	59	24	-	-
G ³ / ₈		G ³ / ₈	60			
G ¹ / ₂		G ¹ / ₂	61.5			
Male thread, brass version						
G ¹ / ₄	31.6	G ¹ / ₄	53	22	-	-
G ³ / ₈		G ³ / ₈	54	22		
G ¹ / ₂		G ¹ / ₂	55.5	24		
Female thread						
G ¹ / ₄	31.6	G ¹ / ₄	60	22	-	-
G ³ / ₈		G ³ / ₈	60	22		
G ¹ / ₂		G ¹ / ₂	63	24		
Quick connector with union nut						
CK-9	31.6	-	63.5	22	19	-
CK-13			64.5	24	24	
Bulkhead quick connector with union nut						
CK-9-S	31.6	-	78.5	22	19	22
Barbed fitting						
N-9	31.6	12	69.7	22	-	-

Quick coupling sockets/plugs KDMS/KDS/KSS, shut-off on one side




















Technical data




Type	D1 Ø	D2	L1	L2	⌀1	⌀2	⌀3
Male thread, steel version							
G1/4	31	G1/4	-	19.5	-	-	-
G3/8		G3/8					
G1/2		G1/2					
Male thread, brass version							
G1/8	-	G1/8	30.5	19.1	13	-	-
G1/4	31.6	G1/4	32.5		17		
G3/8		G3/8	34		19		
G1/2		G1/2	37.5		24		
Female thread							
G1/4	31.6	G1/4	38.5	19.1	17	-	-
G3/8		G3/8	39.5		19		
G1/2		G1/2	44		24		
Quick connector with union nut							
CK-9	31.6	-	43.7	19.1	19	19	-
CK-13			45.2		24	24	
Bulkhead quick connector with union nut							
CK-9-S	31.6	-	57.5	19.1	22	19	22
Barbed fitting							
N-9	31.6	12	47	19.1	-	-	-

Quick coupling sockets/plugs KDMS/KDS/KSS, shut-off on one side

Technical data

Ordering data					
Connection	Quick coupling socket			Quick coupling plug	
	Part No.	Type		Part No.	Type
Male thread, steel version					
G $\frac{1}{4}$	151 776	KDMS6- $\frac{1}{4}$ -A		151 779	KSS6- $\frac{1}{4}$ -A
G $\frac{3}{8}$	151 777	KDMS6- $\frac{3}{8}$ -A		151 780	KSS6- $\frac{3}{8}$ -A
G $\frac{1}{2}$	151 778	KDMS6- $\frac{1}{2}$ -A		531 693	KSS6- $\frac{1}{2}$ -A 
Male thread, brass version					
G $\frac{1}{8}$	-			151 781	KSS6- $\frac{1}{8}$ -A
G $\frac{1}{4}$	531 647	KDS6- $\frac{1}{4}$ -A		151 779	KSS6- $\frac{1}{4}$ -A
G $\frac{3}{8}$	531 648	KDS6- $\frac{3}{8}$ -A		151 780	KSS6- $\frac{3}{8}$ -A
G $\frac{1}{2}$	531 649	KDS6- $\frac{1}{2}$ -A		531 693	KSS6- $\frac{1}{2}$ -A 
Female thread					
G $\frac{1}{4}$	531 650	KDS6- $\frac{1}{4}$ -I		531 695	KSS6- $\frac{1}{4}$ -I 
G $\frac{3}{8}$	531 651	KDS6- $\frac{3}{8}$ -I		531 696	KSS6- $\frac{3}{8}$ -I 
G $\frac{1}{2}$	531 652	KDS6- $\frac{1}{2}$ -I		531 697	KSS6- $\frac{1}{2}$ -I 
Quick connector with union nut					
CK-9	531 653	KDS6-CK-9		531 698	KSS6-CK-9 
CK-13	531 654	KDS6-CK-13		531 699	KSS6-CK-13 
Bulkhead quick connector with union nut					
CK-9-S	531 656	KDS6-CK-9-S		531 701	KSS6-CK-9-S 
Barbed fitting					
N-9	531 655	KDS6-N-9		531 700	KSS6-N-9 

 Core Range


Union nut MCK

Accessories



Union nut MCK¹⁾
for quick connector

Material:
Wrought aluminium alloy



Ordering data							
Nominal size [mm]	D1	L1	± 0.1	Weight [g]	Part No.	Type	
3	M6x0.75	8.5	8	0.6	533 672	MCK-PK-3-KD	-○- New
4	M10x1	11	12	1.6	533 673	MCK-PK-4-KD	-○- New
6	M12x1	11	14	1.9	533 674	MCK-PK-6-KD	-○- New
9	M16x1	14.4	19	5	533 675	MCK-PK-9-KD	-○- New
13	M22x1	18	24	8	533 676	MCK-PK-13-KD	-○- New

1) Corrosion resistance class 1 according to Festo standard 940 070
Components requiring low corrosion resistance. Transport and storage protection. Parts that do not have primarily decorative surface requirements, e.g. in internal areas that are not visible or behind covers.