



- Compact
- Functional
- Multiple variants
- Versatile

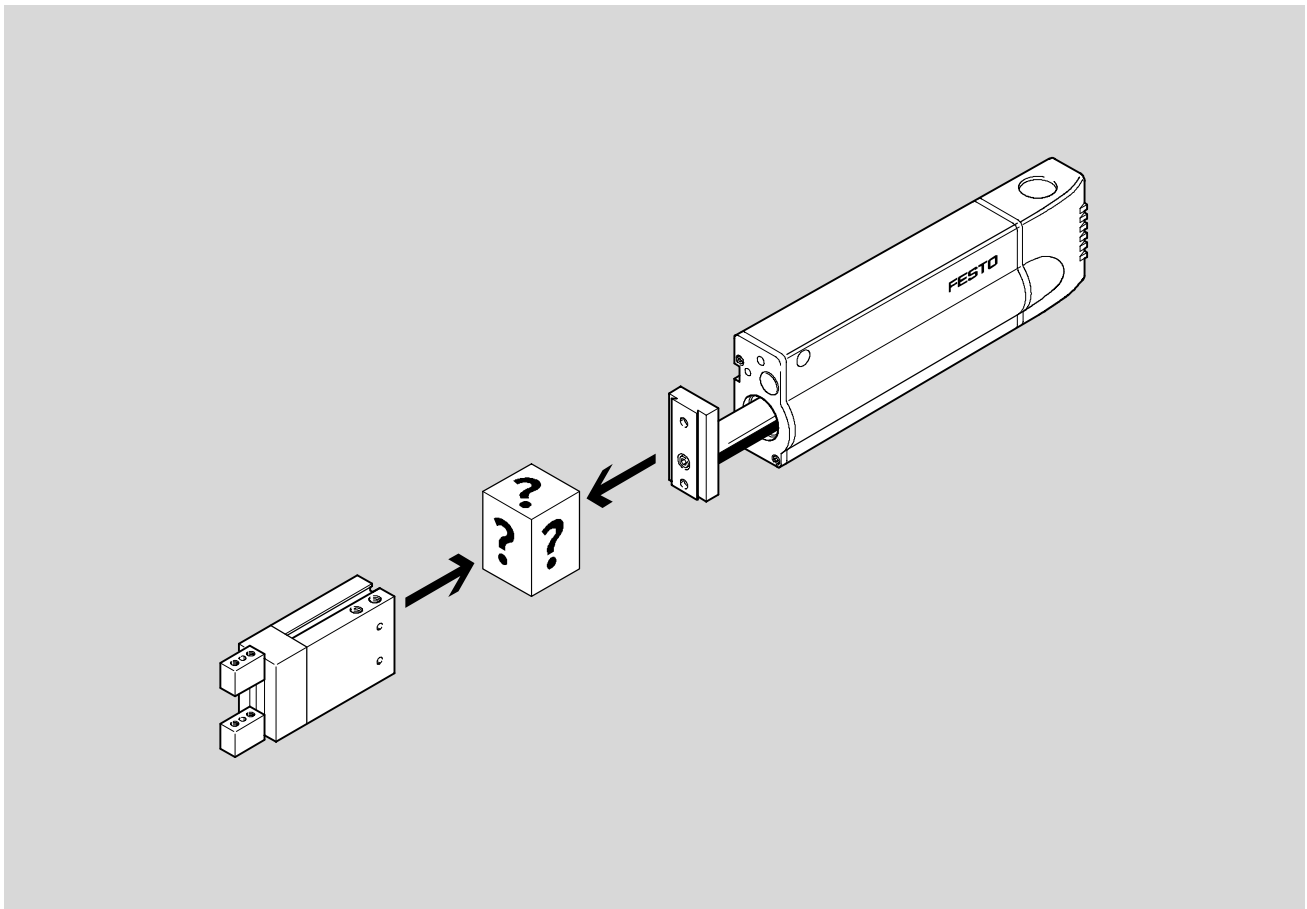
Drive/gripper combinations

Features










System components
Adapters

3.2



Adapter kits

DRQD-...-A...	-  -	Size A08/A12
DRQD-...-AS...	-  -	Size AS1/AS2
HAPG	-  -	Size 1 ... 93
HAPG-SD2-...	-  -	Size 1 ... 30
HAPS	-  -	Size 1 ... 5
HAVB	-  -	Size 3
HMSV	-  -	Size 20 ... 38

Adapter kits provide a fast and simple connection between precision, micro and standard grippers and many Festo drive units.

The adapter kits, DRQD-...-A08/-A12/-AS1/-AS2, are ordered using the semi-rotary drive DRQD product modules, → 1 / 4.2-30.





The scope of delivery for the adapter kits HAPG/HAPG-SD2/ HAPS/HMSV includes the necessary accessories such as bolts, centring discs, sleeves or pins and nuts. Accessories can also be ordered separately.

Drive/gripper connections

Selection aid

For T-slot grippers HGPT





Drive	Ø	Connection types ¹⁾				T-slot grippers HGPT						
		DB	SV	FW	ZW	16	20	25	35	40	50	63
 Linear module HMP	16							5 / 3.2-65				
	20								5 / 3.2-65	5 / 3.2-65		
	25										5 / 3.2-65	
	32											5 / 3.2-65
 Linear module HMPL	12					5 / 3.2-74	5 / 3.2-74					
	16							5 / 3.2-74				
	20								5 / 3.2-74			
 Mini slide SLT	6					5 / 3.2-84						
	10						5 / 3.2-84					
	16							5 / 3.2-84				
	20								5 / 3.2-84			
	25									5 / 3.2-84		
 Semi-rotary drive DRQD	6											
	8											
	12					5 / 3.2-98	5 / 3.2-98					
	16							5 / 3.2-98				
	20								5 / 3.2-98			
	25									5 / 3.2-98		
	32										5 / 3.2-98	
	40											5 / 3.2-98
50												

1) Types of connection: DB = direct mounting; SV = dovetail connection; FW = flanged shaft; ZW = spigot shaft

For swivel/gripper units HGDS



Drive	Ø	Connection types ¹⁾				Swivel gripper unit HGDS		
		DB	SV	FW	ZW	12	16	20
 Linear module HMP	16					5 / 3.2-68	5 / 3.2-68	5 / 3.2-68
	20							
	25							
	32							
 Linear module HMPL	12					5 / 3.2-78		
	16						5 / 3.2-78	5 / 3.2-78
	20							





1) Types of connection: DB = direct mounting; SV = dovetail connection; FW = flanged shaft; ZW = spigot shaft

Drive/gripper connections

Selection aid

For long-stroke grippers HGPL



Drive	Ø	Connection types ¹⁾				Long-stroke gripper HGPL					
		DB	SV	FW	ZW	14-40	14-80	25-40	25-80	40-40	40-80
 Linear module HMP	16					5 / 3.2-66	5 / 3.2-66				
	20							5 / 3.2-66			
	25								5 / 3.2-66	5 / 3.2-66	
	32										5 / 3.2-66
 Linear module HMPL	12										
	16					5 / 3.2-76					
	20										
 Mini slide SLT	6										
	10										
	16					5 / 3.2-86					
	20										
	25						5 / 3.2-86	5 / 3.2-86			
 Semi-rotary drive DRQD	6										
	8										
	12										
	16					5 / 3.2-100					
	20										
	25							5 / 3.2-100			
	32										
	40									5 / 3.2-100	5 / 3.2-100
50											

1) Types of connection: DB = direct mounting; SV = dovetail connection; FW = flanged shaft; ZW = spigot shaft

Drive/gripper connections

Selection aid


For micro parallel grippers HGPM, micro angle grippers HGWM



HGPM



HGWM

Drive	Ø	Connection types ¹⁾				Micro parallel gripper HGPM-...-G8 with clamping spigot		Micro angle gripper HGWM-...-G8 with clamping spigot	
		DB	SV	FW	ZW	8	12	8	12
Semi-rotary drive DRQD 	6					5 / 3.2-88	5 / 3.2-88	5 / 3.2-88	5 / 3.2-88
	8								
	12								
	16								
	20								
	25								
	32								
	40								
50									

1) Types of connection: DB = direct mounting; SV = dovetail connection; FW = flanged shaft; ZW = spigot shaft







Drive/gripper connections

Selection aid



For precision parallel grippers HGPP



Drive	Ø	Connection types ¹⁾				Precision parallel gripper HGPP					
		DB	SV	FW	ZW	10	12	16	20	25	32
 Linear module HMP	16						5 / 3.2-58	5 / 3.2-58			
	20										
	25								5 / 3.2-58	5 / 3.2-58	
	32										5 / 3.2-58
 Linear module HMPL	12					5 / 3.2-70	5 / 3.2-70				
	16										
	20							5 / 3.2-70			
 Mini slide SLT	6										
	10					5 / 3.2-80					
	16						5 / 3.2-80				
	20							5 / 3.2-80			
	25								5 / 3.2-80		
 Semi-rotary drive DRQD	6										
	8										
	12										
	16					5 / 3.2-90	5 / 3.2-90				
	20							5 / 3.2-90			
	25								5 / 3.2-90		
	32									5 / 3.2-90	
	40										5 / 3.2-90
	50										
	16							5 / 3.2-90			
	20										
	25								5 / 3.2-90		
	32									5 / 3.2-90	
40											
50											
 Swivel/linear unit DSL-...-KF	16										
	20							5 / 3.2-102			
	25										
	32								5 / 3.2-102		
	40									5 / 3.2-102	
 Swivel module DSM	6										
	8										
	10										
	12										
	16							5 / 3.2-102			
	25										
	32								5 / 3.2-102		
	40									5 / 3.2-102	

1) Types of connection: DB = direct mounting; SV = dovetail connection; FW = flanged shaft; ZW = spigot shaft






Drive/gripper connections

Selection aid



For three-point grippers HGD



Drive	Ø	Connection types ¹⁾				Three-point gripper HGD		
		DB	SV	FW	ZW	16	32	50
 Linear module HMP	16						5 / 3.2-60	
	20							
	25							5 / 3.2-60
	32							
 Linear module HMPL	12							
	16					5 / 3.2-72		
	20							
 Semi-rotary drive DRQD	6							
	8					5 / 3.2-94		
	12							
	16							
	20						5 / 3.2-94	
	25							5 / 3.2-94
	32							
	40							
	50							
	16							
	20						5 / 3.2-94	
	25							5 / 3.2-94
	32							
40								
50								
 Swivel/linear unit DSL-...-KF	16							
	20							
	25						5 / 3.2-106	
	32							5 / 3.2-106
 Swivel module DSM	6							
	8							
	10							
	12							
	16							
	25						5 / 3.2-106	
	32							5 / 3.2-106
40								

1) Types of connection: DB = direct mounting; SV = dovetail connection; FW = flanged shaft; ZW = spigot shaft





Drive/gripper connections

Selection aid



For parallel grippers HGP, radial grippers HGR, angle grippers HGW



Drive	Ø	Connection types ¹⁾				Parallel gripper HGP, radial gripper HGR, angle gripper HGW					
		DB	SV	FW	ZW	HGP-06	HGR-10 HGW-10	HGP-10 HGR-16 HGW-16	HGP-16 HGR-20 HGW-25	HGP-25 HGR-32 HGW-32	HGP-35 HGR-40 HGW-40
 Linear module HMP	16							5 / 3.2-62	5 / 3.2-62	5 / 3.2-62	
	20										
	25										
	32										5 / 3.2-62
 Linear module HMPL	12					5 / 3.2-72	5 / 3.2-72	5 / 3.2-72			
	16								5 / 3.2-72		
	20										
 Mini slide SLT	6					5 / 3.2-82					
	10						5 / 3.2-82				
	16							5 / 3.2-82			
	20								5 / 3.2-82		
	25									5 / 3.2-82	
 Semi-rotary drive DRQD	6					5 / 3.2-93	5 / 3.2-93				
	8										
	12										
	16							5 / 3.2-93	5 / 3.2-93		
	20									5 / 3.2-93	
	25										
	32										5 / 3.2-93
	40										
	50										
	16							5 / 3.2-93	5 / 3.2-93		
	20									5 / 3.2-93	
25											
32											
40											
50											

1) Types of connection: DB = direct mounting; SV = dovetail connection; FW = flanged shaft; ZW = spigot shaft

System components
Adapters
3.2




Drive/gripper connections

Selection aid



For parallel grippers HGP, radial grippers HGR, angle grippers HGW



Drive	Ø	Connection types ¹⁾				Parallel gripper HGP, radial gripper HGR, angle gripper HGW					
		DB	SV	FW	ZW	HGP-06	HGR-10 HGW-10	HGP-10 HGR-16 HGW-16	HGP-16 HGP-20 HGR-25 HGW-25	HGP-25 HGR-32 HGW-32	HGP-35 HGR-40 HGW-40
Swivel/linear unit DSL-...-KF 	16							5 / 3.2-105			
	20								5 / 3.2-105		
	25									5 / 3.2-105	
	32										
	40										
Swivel module DSM 	6					5 / 3.2-105	5 / 3.2-105				
	8										
	10										
	12							5 / 3.2-105			
	16								5 / 3.2-105		
	25									5 / 3.2-105	
	32										
Twin cylinder DPZ 	10							5 / 3.2-108			
	16								5 / 3.2-108		
	20										
	25									5 / 3.2-108	
	32										

1) Types of connection: DB = direct mounting; SV = dovetail connection; FW = flanged shaft; ZW = spigot shaft

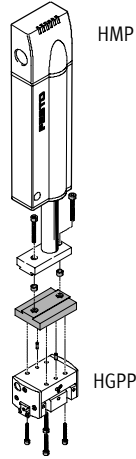
HMP/HGPP combinations

Technical data

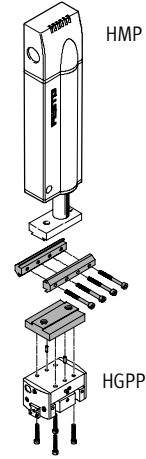


Adapter kit HAPG, HMSV

Material:
Wrought aluminium alloy, anodised
Centring pins/sleeves: High-alloy steel
Free of copper, PTFE and silicone



Direct mounting



Dovetail mounting

Ordering data

		Precision parallel gripper HGPP									
		12		16		20		25		32	
		Part No.	Type	Part No.	Type	Part No.	Type	Part No.	Type	Part No.	Type
Direct mounting											
Linear module	16	191 262	HAPG-44	191 263	HAPG-45	–	–	–	–	–	–
HMP	20	–	–	191 264	HAPG-46	–	–	–	–	–	–
	25	–	–	191 264	HAPG-46	191 265	HAPG-47	529 019	HAPG-59	–	–
	32	–	–	191 264	HAPG-46	191 265	HAPG-47	529 019	HAPG-59	529 020	HAPG-61
Dovetail mounting											
Linear module	16	191 262	HAPG-44	191 263	HAPG-45	–	–	–	–	–	–
HMP		177 649	HMSV-3	177 649	HMSV-3	–	–	–	–	–	–
	20	–	–	191 264	HAPG-46	–	–	–	–	–	–
		–	–	177 653	HMSV-7	–	–	–	–	–	–
	25	–	–	191 264	HAPG-46	191 265	HAPG-47	529 019	HAPG-59	–	–
		–	–	177 653	HMSV-7	177 653	HMSV-7	177 653	HMSV-7	–	–
	32	–	–	191 264	HAPG-46	191 265	HAPG-47	529 019	HAPG-59	529 020	HAPG-61
		–	–	177 653	HMSV-7	177 653	HMSV-7	177 653	HMSV-7	177 653	HMSV-7

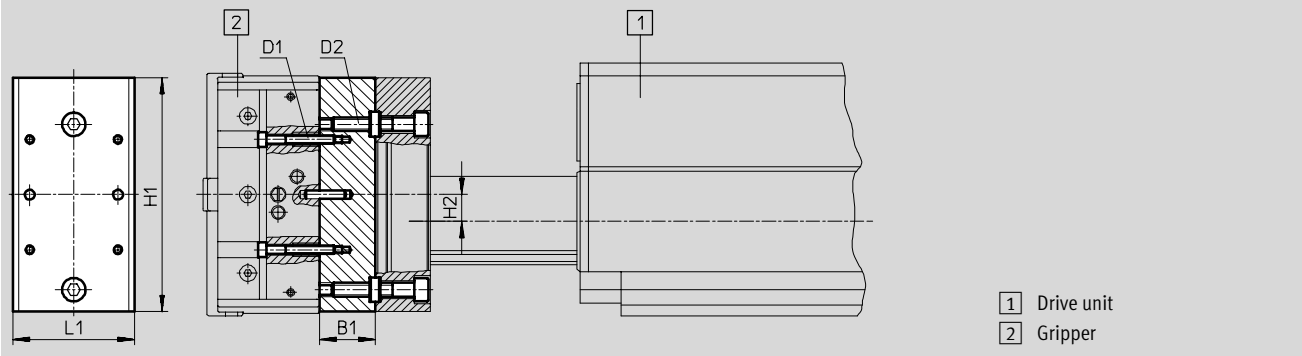
HMP/HGPP combinations

Technical data

Dimensions

Download CAD data → www.festo.com/en/engineering

Direct/dovetail mounting



Adapter kit	Drive	Gripper	B1	D1	D2	H1	H2	L1
HAPG-44	HMP-16	HGPP-12	20	M3	M5	85	9.5	44
HAPG-45	HMP-16	HGPP-16	20	M3	M5	85	9.5	44
HAPG-46	HMP-20 HMP-25	HGPP-16	20	M3	M5	100.4	4.7	51
HAPG-47	HMP-25	HGPP-20	12	M4	M5	110	7	50
HAPG-59	HMP-25	HGPP-25	18	M5	M5	110	-	60
HAPG-61	HMP-32	HGPP-32	18	M5	M5	133	-	60

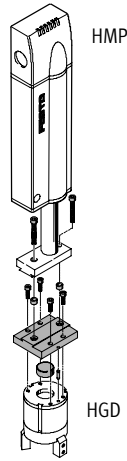
HMP/HGD combinations

Technical data

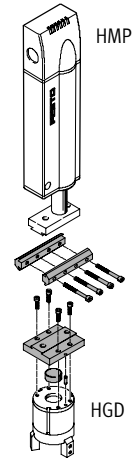


Adapter kit HMSV

Material:
Wrought aluminium alloy, anodised
Centring pins/sleeves: High-alloy steel
Free of copper, PTFE and silicone



Direct mounting



Dovetail mounting

Ordering data					
		Three-point gripper HGD			
		32		50	
		Part No.	Type	Part No.	Type
Direct mounting					
Linear module	16	177 765	HMSV-25	-	
HMP	20	177 765	HMSV-25	-	
	25	177 765	HMSV-25	177 766	HMSV-26
	32	-	-	177 766	HMSV-26
Dovetail mounting					
Linear module	16	178 212	HMSV-32	-	
HMP	20	178 212	HMSV-32	-	
	25	178 212	HMSV-32	178 213	HMSV-33
	32	-	-	178 213	HMSV-33

HMP/HGD combinations

Technical data

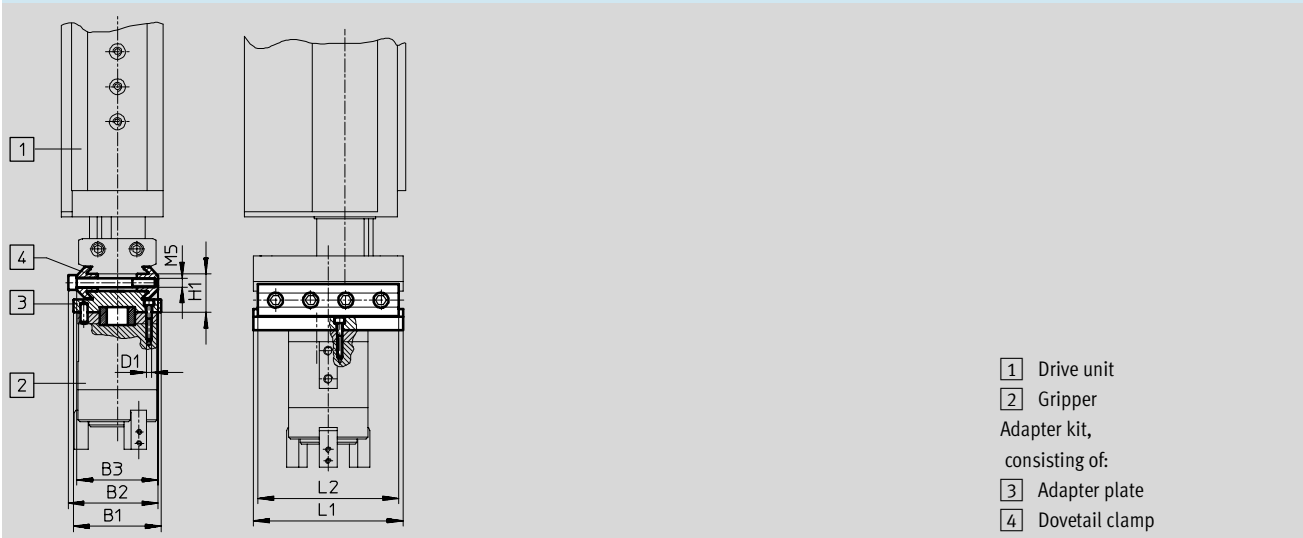
Dimensions Download CAD data → www.festo.com/en/engineering

Direct mounting



Adapter kit	Drive	Gripper	B1	D1	D2	L1	H1	L3
HMSV-25	HMP-16	HGD-32	50	M3	M5	85	12	9.5
	HMP-20							4.5
	HMP-25							
HMSV-26	HMP-25	HGD-50	70	M5	M5	110	14	10
	HMP-32							-

Dovetail mounting



Adapter kit	Drive	Gripper	B1	B2	B3	D1	L1	L2	H1
HMSV-32	HMP-16	HGD-32	50	51	46	M3	85	80	22
	HMP-20								
	HMP-25								
HMSV-33	HMP-25	HGD-50	70	51	46	M5	110	100	24
	HMP-32								

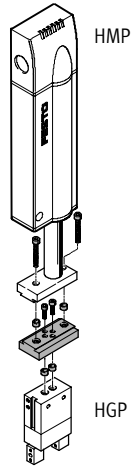
HMP/HGP, HGR, HGW combinations

Technical data

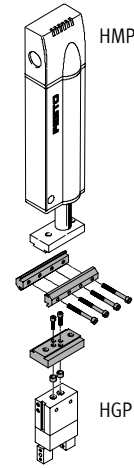


Adapter kit HMSV

Material:
Wrought aluminium alloy, anodised
Centring sleeves: High-alloy steel
Free of copper, PTFE and silicone



Direct mounting



Dovetail mounting

Ordering data

		Parallel gripper HGP, radial gripper HGR, angle gripper HGW							
		HGP-10		HGP-16		HGP-25		HGP-35	
		HGR-16		HGR-20		HGR-32		HGR-40	
		HGW-16		HGR-25		HGW-32		HGW-40	
		Part No.	Type	Part No.	Type	Part No.	Type	Part No.	Type
Direct mounting									
Linear module HMP	16	177 666	HMSV-20	177 761	HMSV-21	177 762	HMSV-22	–	
	20	177 666	HMSV-20	177 761	HMSV-21	177 762	HMSV-22	–	
	25	–		177 761	HMSV-21	177 762	HMSV-22	177 763	HMSV-23
	32	–		–		177 762	HMSV-22	177 764	HMSV-24
Dovetail mounting									
Linear module HMP	16	177 767	HMSV-27	177 768	HMSV-28	177 769	HMSV-29	–	
	20	177 767	HMSV-27	177 768	HMSV-28	177 769	HMSV-29	–	
	25	–		177 768	HMSV-28	177 769	HMSV-29	177 770	HMSV-30
	32	–		–		177 769	HMSV-29	178 211	HMSV-31

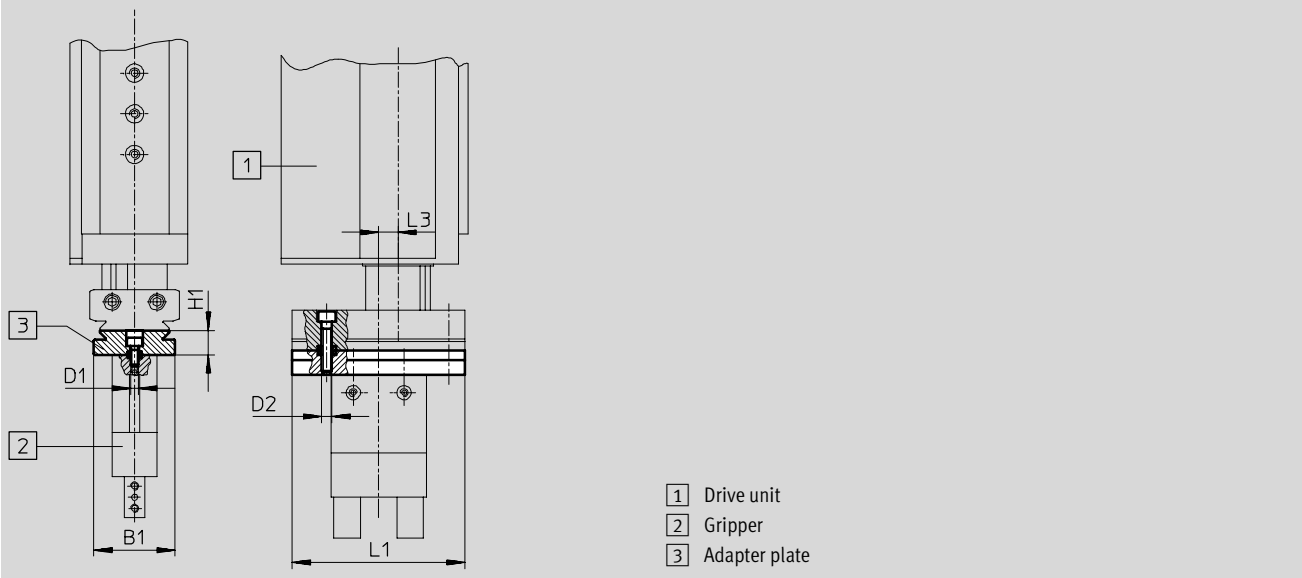
HMP/HGP, HGR, HGW combinations

Technical data



Dimensions Download CAD data → www.festo.com/en/engineering

Direct mounting



Adapter kit	Drive	Gripper	B1	D1	D2	L1	H1	L3
HMSV-20	HMP-16 HMP-20	HGP-10	40	M3	M5	85	12	9.5
		HGR-16						4.5
		HGW-16						-
HMSV-21	HMP-16 HMP-20 HMP-25	HGP-16	40	M4	M5	85	12	9.5
		HGP-20						4.5
		HGR-25 HGW-25						
HMSV-22	HMP-16 HMP-20 HMP-25 HMP-32	HGP-25	50	M6	M5	100	14	9.5
		HGR-32						4.5
		HGW-32						-5.5
HMSV-23	HMP-25	HGP-35 HGR-40 HGW-40	60	M8	M5	110	18	17
HMSV-24	HMP-32	HGP-35 HGR-40 HGW-40	60	M8	M5	133	18	10.5

System components
Adapters

3.2

HMP/HGP, HGR, HGW combinations

Technical data

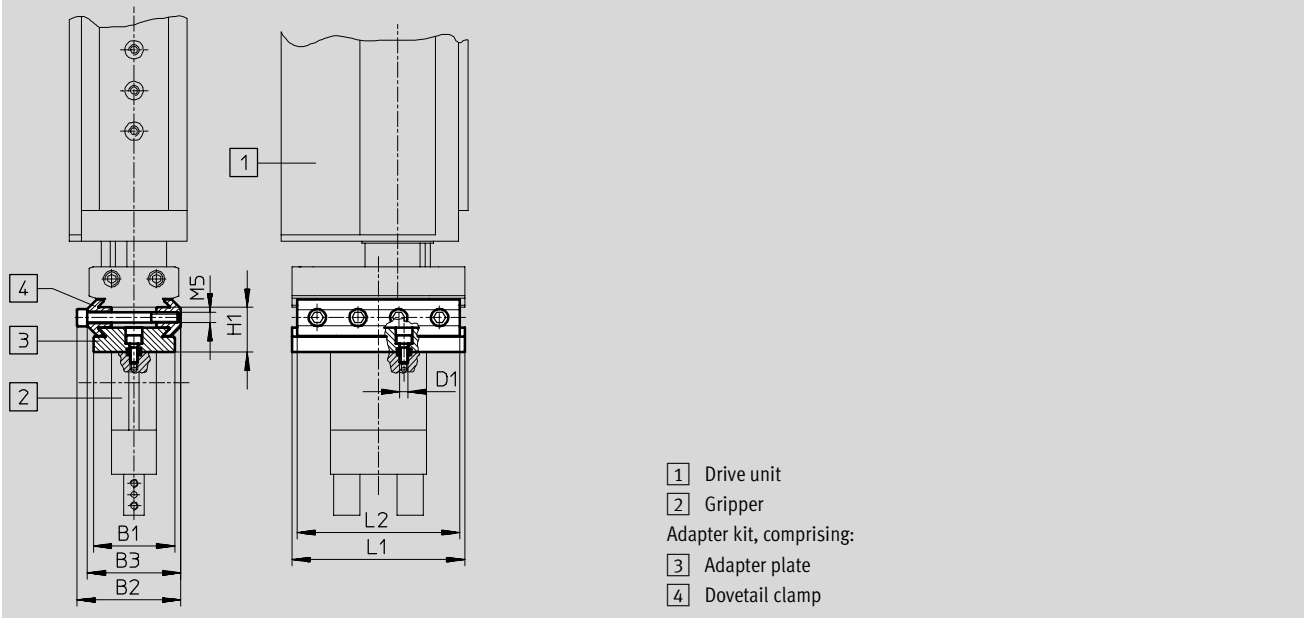


System components
Adapters

3.2

Dimensions Download CAD data → www.festo.com/en/engineering

Dovetail mounting



Adapter kit	Drive	Gripper	B1	B2	B3	D1	L1	L2	H1
HMSV-27	HMP-16 HMP-20	HGP-10 HGR-16 HGW-16	40	51	46	M3	85	80	22
HMSV-28	HMP-16 HMP-20 HMP-25	HGP-16 HGR-25 HGW-25	40	51	46	M4	85	80	24
HMSV-29	HMP-16 HMP-20 HMP-25 HMP-32	HGP-25 HGR-32 HGW-32	50	51	46	M6	100	100	24
HMSV-30	HMP-25	HGP-35 HGR-40 HGW-40	60	51	46	M8	110	100	28
HMSV-31	HMP-32	HGP-35 HGR-40 HGW-40	60	51	46	M8	133	100	28

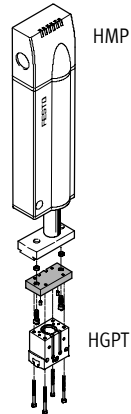
HMP/HGPT combinations

Technical data

Adapter kit HAPG

Material:

Wrought aluminium alloy, anodised
Centring pins/sleeves: High-alloy steel
Free of copper, PTFE and silicone



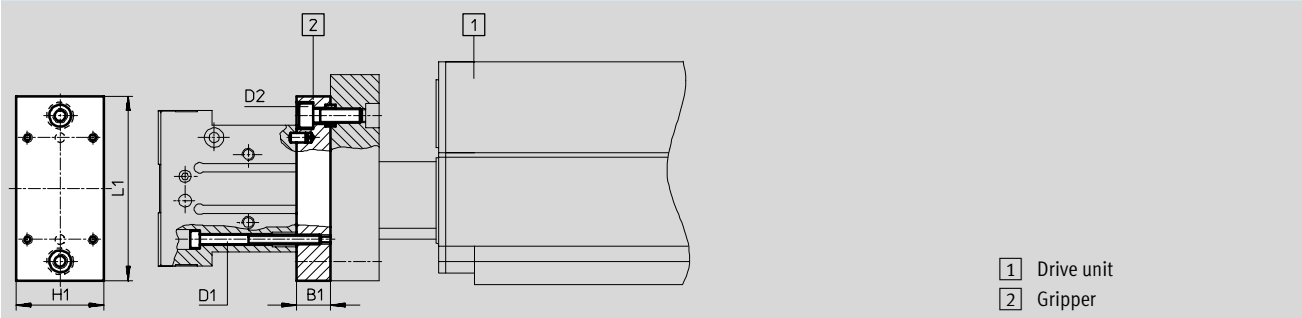
Direct mounting

Ordering data		T-slot gripper HGPT									
		25		35		40		50		63	
		Part No.	Type	Part No.	Type	Part No.	Type	Part No.	Type	Part No.	Type
Direct mounting											
Linear module	16	537 178	HAPG-81	–	–	–	–	–	–	–	–
HMP	20	–	–	537 172	HAPG-77	537 182	HAPG-84	–	–	–	–
	25	–	–	537 172	HAPG-77	537 182	HAPG-84	537 185	HAPG-86	–	–
	32	–	–	–	–	–	–	537 185	HAPG-86	537 187	HAPG-87

Dimensions

Download CAD data → www.festo.com/en/engineering

Direct mounting



Adapter kit	Drive	Gripper	B1	D1	D2	H1	L1
HAPG-81	HMP-16	HGPT-25	14	M4	M5	36	76
HAPG-77	HMP-20 HMP-25	HGPT-35	12	M4	M6	54	100
HAPG-84	HMP-20 HMP-25	HGPT-40	12	M6	M6	80	88.5
HAPG-85	HMP-25 HMP-32	HGPT-50	15	M6	M6	60	110
HAPG-86	HMP-32	HGPT-63	15	M4	M6	72	131.5

HMP/HGPL combinations

Technical data

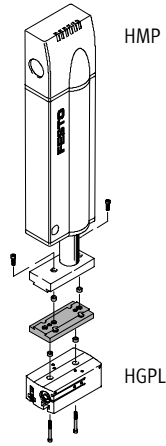
Adapter kit HAPG

Material:

Wrought aluminium alloy, anodised

Centring sleeves: High-alloy steel

Free of copper, PTFE and silicone



Direct mounting

Ordering data													
		Long-stroke grippers HGPL											
		14-40		14-80		25-40		25-80		40-40		40-80	
		Part No.	Type	Part No.	Type	Part No.	Type	Part No.	Type	Part No.	Type	Part No.	Type
Direct mounting													
Linear module	16	2x	M5x25 DIN 912	2x	M5x25 DIN 912	–	–	–	–	–	–	–	–
HMP		2x	ZBH-9	2x	ZBH-9								
	20	2x	M5x25 DIN 912	2x	M5x25 DIN 912	539 887	–	–	–	–	–	–	–
		2x	ZBH-9	2x	ZBH-9	HAPG-92							
	25	–	–	–	–	539 887	539 887	537 312	–	–	–	–	–
						HAPG-92	HAPG-92	HAPG-SD2-30					
	32	–	–	–	–	–	–	537 312	–	537 312	–	537 312	–
								HAPG-SD2-30		HAPG-SD2-30		HAPG-SD2-30	

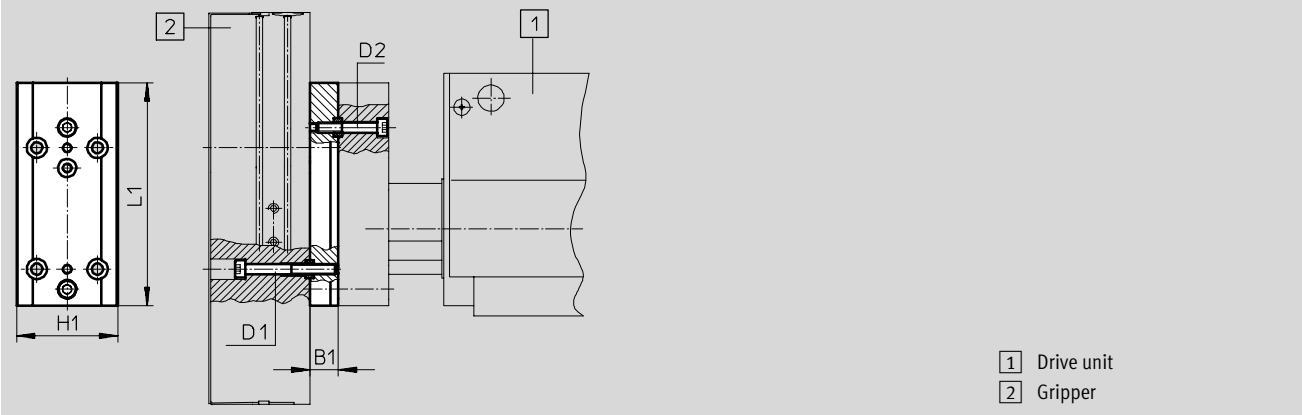
HMP/HGPL combinations

Technical data

Dimensions

Download CAD data → www.festo.com/en/engineering

Direct mounting



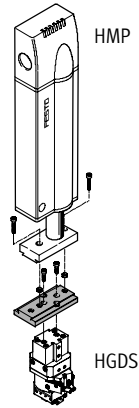
Adapter kit	Drive	Gripper	B1	D1	D2	H1	L1
HAPG-92	HMP-20	HGPL-25-40	14	M5	M5	50	110
	HMP-25	HGPL-25-40	14	M5	M5	50	110
		HGPL-25-80	14	M5	M5	50	110
HAPG-SD2-30	HMP-25	HGPL-40-40	20	M8	M5	60	120
		HGPL-40-80	20	M8	M5	60	120
	HMP-32	HGPL-40-40	20	M8	M5	60	120

HMP/HGDS combinations

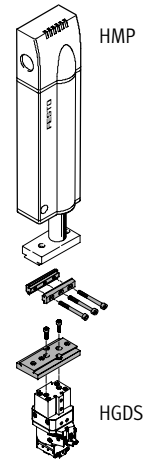
Technical data

Adapter kit HMSV, connecting kit HAVB

Material:
Wrought aluminium alloy, anodised
Centring sleeves: High-alloy steel
Free of copper, PTFE and silicone



Direct mounting



Dovetail mounting

Ordering data

		Swivel/gripper unit HGDS					
		12		16		20	
		Part No.	Type	Part No.	Type	Part No.	Type
Direct mounting							
Linear module	16	534 290	HMSV-38	534 290	HMSV-38	534 290	HMSV-38
HMP	20	534 290	HMSV-38	534 290	HMSV-38	534 290	HMSV-38
	25	534 290	HMSV-38	534 290	HMSV-38	534 290	HMSV-38
	32	534 290	HMSV-38	534 290	HMSV-38	534 290	HMSV-38
Dovetail mounting							
Linear module	16	534 290	HMSV-38	534 290	HMSV-38	534 290	HMSV-38
HMP		163 239	HAVB-3	163 239	HAVB-3	163 239	HAVB-3
	20	534 290	HMSV-38	534 290	HMSV-38	534 290	HMSV-38
		163 239	HAVB-3	163 239	HAVB-3	163 239	HAVB-3
	25	534 290	HMSV-38	534 290	HMSV-38	534 290	HMSV-38
		163 239	HAVB-3	163 239	HAVB-3	163 239	HAVB-3
	32	534 290	HMSV-38	534 290	HMSV-38	534 290	HMSV-38
		163 239	HAVB-3	163 239	HAVB-3	163 239	HAVB-3

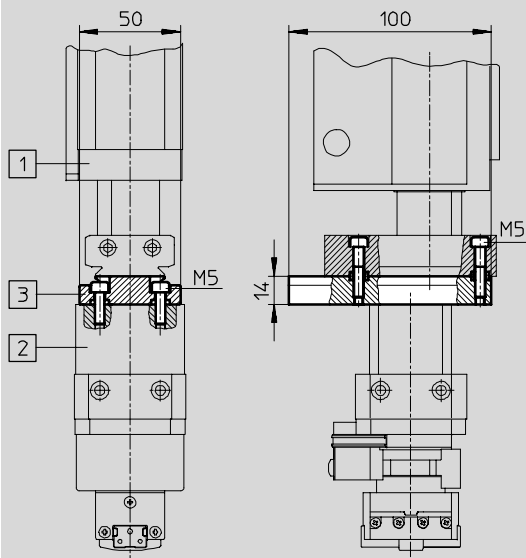
HMP/HGDS combinations

Technical data

Dimensions

Download CAD data → www.festo.com/en/engineering

Direct/dovetail mounting



- 1 Drive unit
- 2 Swivel/gripper unit
- 3 Adapter kit

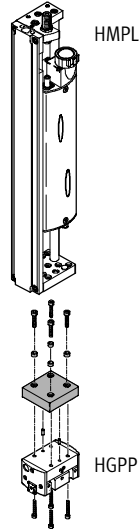
HMPL/HGPP combinations

Technical data



Adapter kit HAPG

Material:
Wrought aluminium alloy, anodised
Centring pins/sleeves: High-alloy steel
Free of copper, PTFE and silicone



Direct mounting

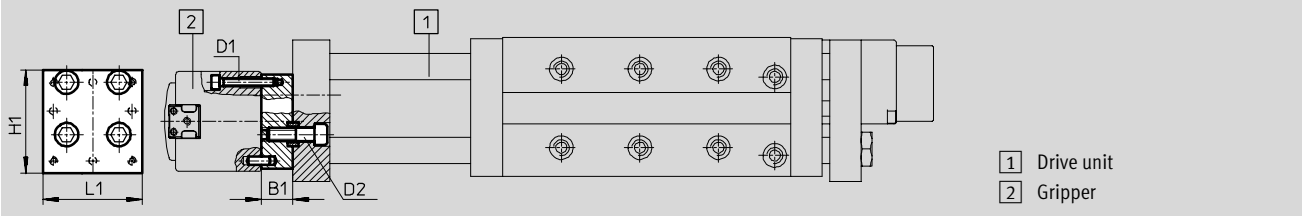
Ordering data							
		Precision parallel gripper HGPP					
		10		12		16	
		Part No.	Type	Part No.	Type	Part No.	Type
Direct mounting							
Linear module	12	529 016	HAPG-56	191 899	HAPG-53	-	
HMPL	16	529 016	HAPG-56	191 899	HAPG-53	191 901	HAPG-55
	20	-		191 900	HAPG-54	191 901	HAPG-55

HMPL/HGPP combinations

Technical data

Dimensions Download CAD data → www.festo.com/en/engineering

Direct mounting



Adapter kit	Drive	Gripper	B1	D1	D2	H1	L1
HAPG-53	HMPL-12 HMPL-16	HGPP-12	12	M3	M5	38	39.5
HAPG-54	HMPL-20	HGPP-12	12	M3	M5	52	44
HAPG-55	HMPL-20	HGPP-16	12	M3	M5	62	40
HAPG-56	HMPL-12 HMPL-16	HGPP-10	12	M3	M5	42	38

HMPL/HGD, HGP, HGR, HGW combinations

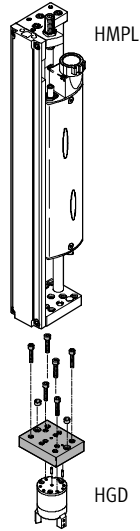
Technical data



Adapter kit HAPG

Material:

- Wrought aluminium alloy, anodised
- Centring pins/sleeves: High-alloy steel
- Free of copper, PTFE and silicone



Direct mounting

Ordering data									
		Three-point gripper HGD		Parallel gripper HGP, radial gripper HGR, angle gripper HGW					
		HGD-16		HGP-06 HGR-10 HGW-10		HGP-10 HGR-16 HGW-16		HGP-16 HGP-20 HGR-25 HGW-25	
		Part No.	Type	Part No.	Type	Part No.	Type	Part No.	Type
Direct mounting									
Linear module	12	–		192 709	HAPG-60-S1	192 708	HAPG-39-S1	–	
HMPL	16	193 921	HAPG-36-S3	192 706	HAPG-37-S1	192 705	HAPG-36-S1	193 922	HAPG-37-S4
	20	193 921	HAPG-36-S3	192 706	HAPG-37-S1	192 705	HAPG-36-S1	193 922	HAPG-37-S4

HMPL/HGD, HGP, HGR, HGW combinations

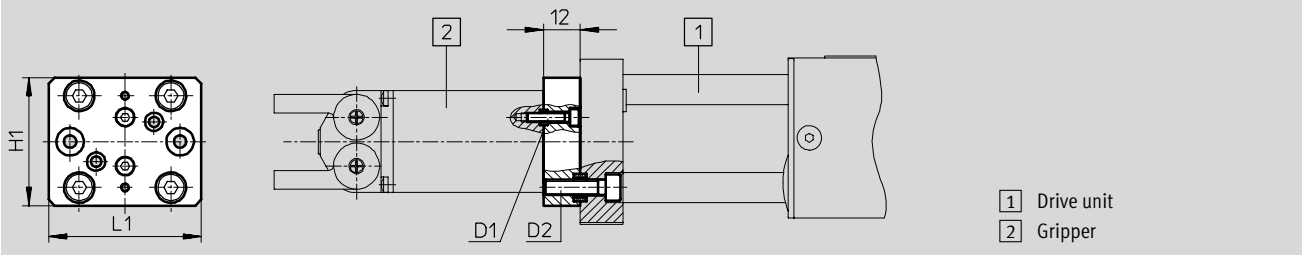
Technical data



Dimensions

Download CAD data → www.festo.com/en/engineering

Direct mounting



Adapter kit	Drive	Gripper	D1	D2	H1	L1
HAPG-36-S1	HMPL-16 HMPL-20	HGP-10 HGR-16 HGW-16	M3	M5	42	50
HAPG-36-S3	HMPL-16 HMPL-20	HGD-16	M3	M5	42	50
HAPG-37-S1	HMPL-16 HMPL-20	HGP-06 HGR-10 HGW-10	M3	M5	42	50
HAPG-37-S4	HMPL-16 HMPL-20	HGP-16 HGP-20 HGR-25 HGW-25	M4	M5	42	50
HAPG-39-S1	HMPL-12	HGP-10 HGR-16 HGW-16	M3	M5	30	30
HAPG-60-S1	HMPL-12	HGP-06 HGR-10 HGW-10	M3	M5	30	30

HMPL/HGPT combinations

Technical data

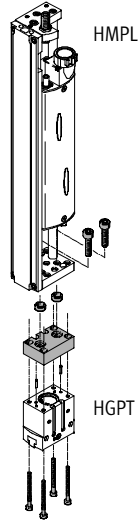
Adapter kit HAPG

Material:

Wrought aluminium alloy, anodised

Centring pins/sleeves: High-alloy steel

Free of copper, PTFE and silicone



Direct mounting

Ordering data									
		T-slot gripper HGPT							
		16		20		25		35	
		Part No.	Type	Part No.	Type	Part No.	Type	Part No.	Type
Direct mounting									
Linear module	12	537 167	HAPG-73	537 176	HAPG-80	-		-	
HMPL	16	537 167	HAPG-73	537 176	HAPG-80	537 179	HAPG-82	-	
	20	-		-		537 174	HAPG-78	537 174	HAPG-78

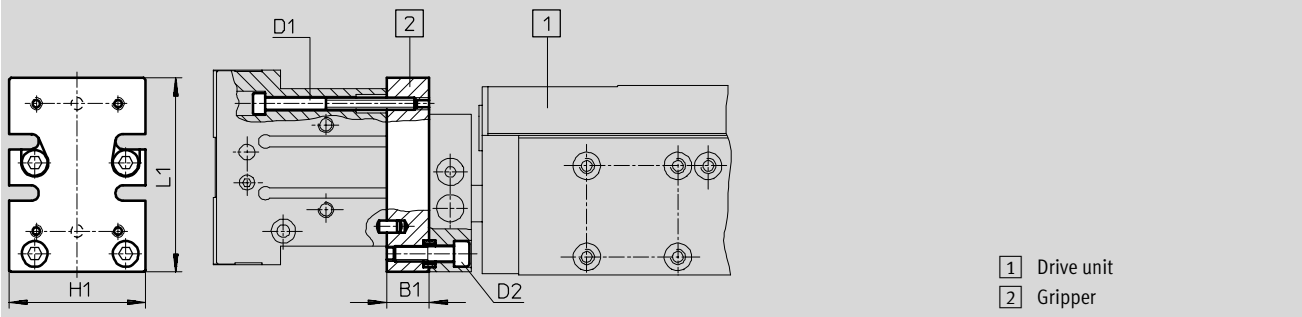
HMPL/HGPT combinations

Technical data

Dimensions

Download CAD data → www.festo.com/en/engineering

Direct mounting



Adapter kit	Drive	Gripper	B1	D1	D2	H1	L1
HAPG-73	HMPL-12 HMPL-16	HGPT-16	12	M2	M5	24	35.8
HAPG-80	HMPL-12 HMPL-16	HGPT-20	12	M3	M5	28	44
HAPG-82	HMPL-16	HGPT-25	14	M4	M5	45	64
HAPG-78	HMPL-20	HGPT-25 HGPT-35	12	M4	M5	28	44

HMPL/HGPL combinations

Technical data

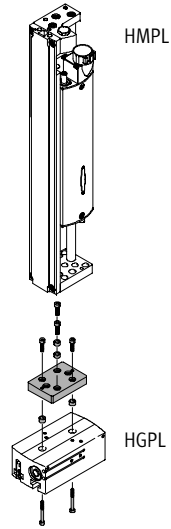
Adapter kit HAPG

Material:

Wrought aluminium alloy, anodised

Centring sleeves: High-alloy steel

Free of copper, PTFE and silicone



Direct mounting

Ordering data			
		Long-stroke gripper HGPL	
		14-40	
		Part No.	Type
Direct mounting			
Linear module	16	539 912	HAPG-93
HMPL	20	539 912	HAPG-93

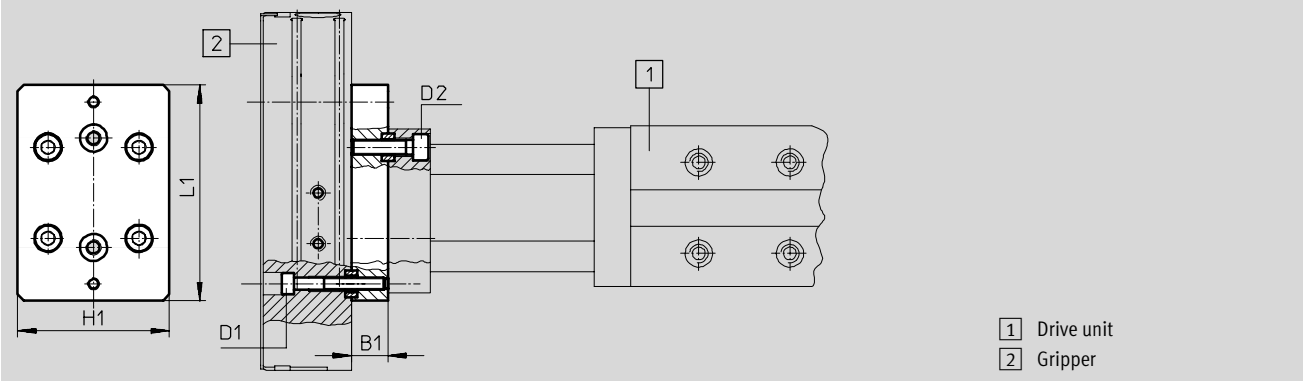
HMPL/HGPL combinations

Technical data

Dimensions

Download CAD data → www.festo.com/en/engineering

Direct mounting



Adapter kit	Drive	Gripper	B1	D1	D2	H1	L1
HAPG-93	HMPL-16	HGPL-14-40	12	M4x30	M5x20	50	71
	HMPL-20						

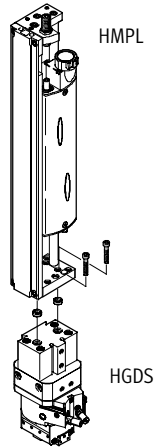
HMPL/HGDS combinations

Technical data

Adapter kit

(user configured)

Material:
to DIN 912
Centring sleeves: High-alloy steel
Free of copper, PTFE and silicone



Direct mounting

Ordering data					
		Swivel/gripper unit HGDS			
		12		16	20
		Part No.	Type	Part No.	Type
Direct mounting ¹⁾					
Linear module HMPL	12	2x M5x18 DIN 912 2x ZBH-9		–	–
	16	2x M5x18 DIN 912 2x ZBH-9		2x M5x18 DIN 912 2x ZBH-9	2x M5x18 DIN 912 2x ZBH-9
	20	–	–	2x M5x18 2x ZBH-9	2x M5x18 DIN 912 2x ZBH-9

1) The screws listed are not included with the drives.

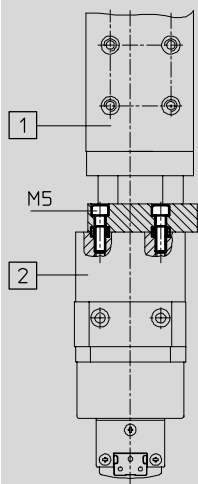
HMPL/HGDS combinations



Technical data

Dimensions

Download CAD data → www.festo.com/en/engineering

Direct mounting



-  Drive unit
-  Swivel/gripper unit

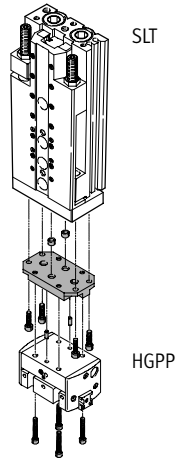
SLT/HGPP combinations

Technical data

Adapter kit HAPG

Material:

- Wrought aluminium alloy, anodised
- Centring pins/sleeves: High-alloy steel
- Free of copper, PTFE and silicone



Direct mounting

Ordering data									
Precision parallel gripper HGPP									
		10		12		16		20	
		Part No.	Type	Part No.	Type	Part No.	Type	Part No.	Type
Direct mounting									
Mini slide	10	529 017	HAPG-57	–	–	–	–	–	–
SLT	16	529 018	HAPG-58	191 266	HAPG-48	–	–	–	–
	20	–	–	191 267	HAPG-49	191 268	HAPG-50	–	–
	-25	–	–	–	–	191 269	HAPG-51	191 270	HAPG-52

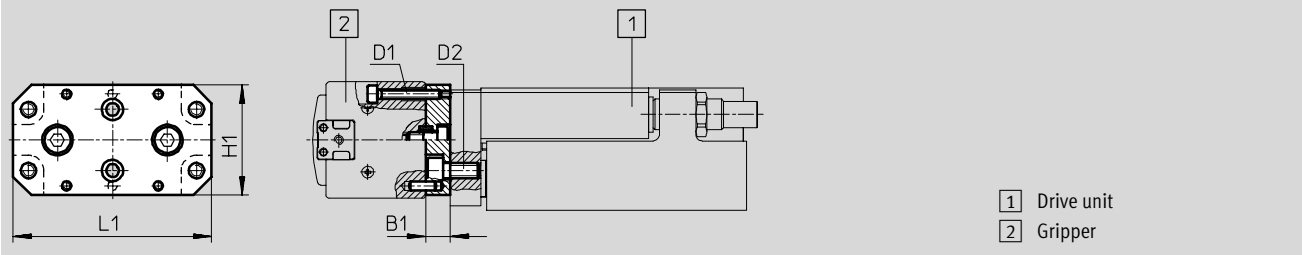
SLT/HGPP combinations

Technical data



Dimensions Download CAD data → www.festo.com/en/engineering

Direct mounting



Adapter kit	Drive	Gripper	B1	D1	D2	H1	L1
HAPG-48	SLT-16	HGPP-12	8	M3	M5	36	65
HAPG-49	SLT-20	HGPP-12	10	M3	M5	44	80
HAPG-50	SLT-20	HGPP-16	10	M3	M5	44	80
HAPG-51	SLT-25	HGPP-16	12	M3	M6	58	91
HAPG-52	SLT-25	HGPP-20	12	M4	M6	58	91
HAPG-57	SLT-10	HGPP-10	8	M3	M4	33	49.6
HAPG-58	SLT-16	HGPP-10	8	M3	M5	33	65

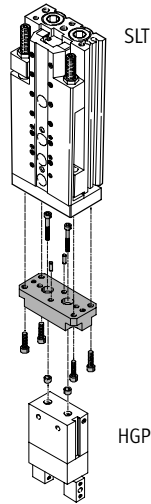
SLT/HGP, HGR, HGW combinations

Technical data



Adapter kit HAPS

Material:
Wrought aluminium alloy, anodised
Centring pins/sleeves: High-alloy steel
Free of copper, PTFE and silicone



Direct mounting

Ordering data		Parallel gripper HGP, radial gripper HGR, angle gripper HGW									
		HGP-6		HGR-10 HGW-10		HGP-10 HGR-16 HGW-16		HGP-16 HGP-20 HGR-25 HGW-25		HGP-25 HGR-32 HGW-32	
		Part No.	Type	Part No.	Type	Part No.	Type	Part No.	Type	Part No.	Type
Direct mounting											
Mini slide	6	178 447	HAPS-1	–	–	–	–	–	–	–	–
SLT	10	–	–	178 448	HAPS-2	–	–	–	–	–	–
	16	–	–	–	–	178 449	HAPS-3	–	–	–	–
	20	–	–	–	–	–	–	178 450	HAPS-4	–	–
	25	–	–	–	–	–	–	–	–	178 451	HAPS-5

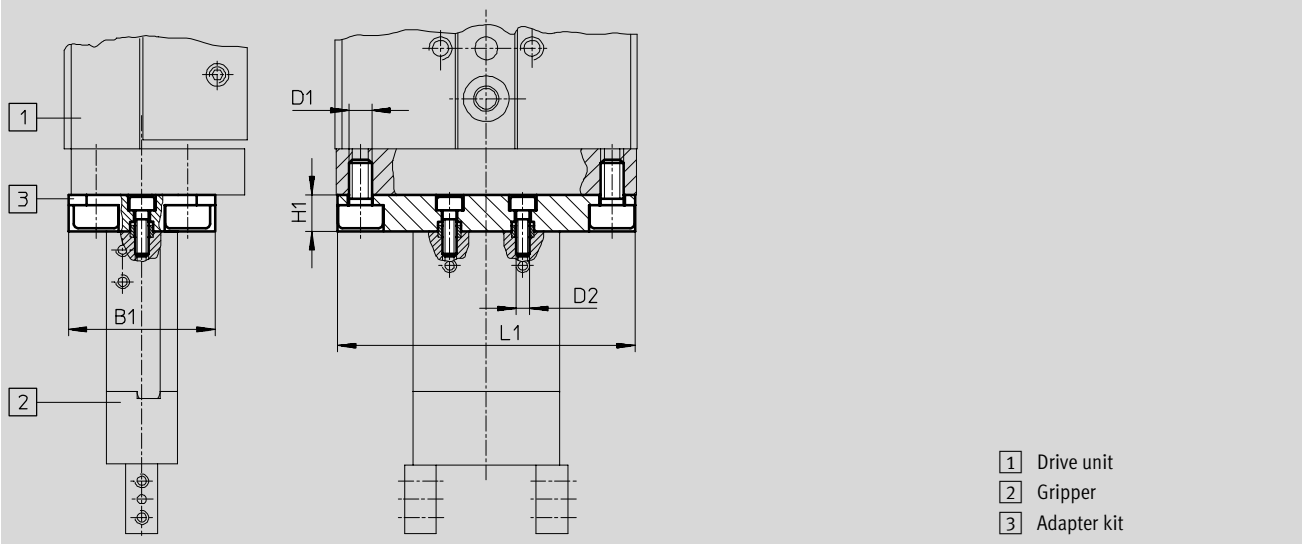
SLT/HGP, HGR, HGW combinations

Technical data



Dimensions Download CAD data → www.festo.com/en/engineering

Direct mounting



Adapter kit	Drive	Gripper	B1	D1	D2	H1	L1
HAPS-1	SLT-6	HGP-6	16	M3	M3	8	36
HAPS-2	SLT-10	HGR-10 HGW-10	28	M4	M3	8	48
HAPS-3	SLT-16	HGP-10 HGR-16 HGW-16	32	M5	M3	8	65
HAPS-4	SLT-20	HGP-16 HGP-20 HGR-25 HGW-25	44	M5	M5	10	80
HAPS-5	SLT-25	HGP-25 HGR-32 HGW-32	58	M6	M6	12	91

System components
Adapters

3.2

SLT/HGPT combinations

Technical data

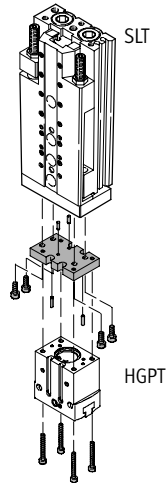
Adapter kit HAPG

Material:

Wrought aluminium alloy, anodised

Centring pins/sleeves: High-alloy steel

Free of copper, PTFE and silicone



Direct mounting

Ordering data											
		T-slot gripper HGPT									
		16		20		25		35		40	
		Part No.	Type	Part No.	Type	Part No.	Type	Part No.	Type	Part No.	Type
Direct mounting											
Mini slide	6	537 168	HAPG-74	–	–	–	–	–	–	–	–
SLT	10	537 169	HAPG-75	537 169	HAPG-75	–	–	–	–	–	–
	16	537 170	HAPG-76	537 170	HAPG-76	537 180	HAPG-83	–	–	–	–
	20	–	–	–	–	537 175	HAPG-79	537 175	HAPG-79	–	–
	25	–	–	–	–	–	–	537 172	HAPG-77	537 183	HAPG-85

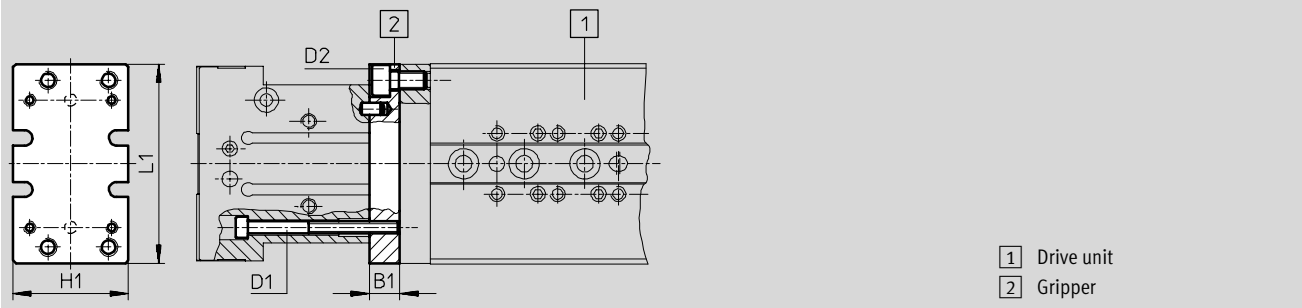
SLT/HGPT combinations

Technical data

Dimensions

Download CAD data → www.festo.com/en/engineering

Direct mounting



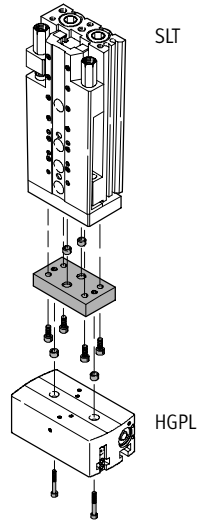
Adapter kit	Drive	Gripper	B1	D1	D2	H1	L1
HAPG-74	SLT-6	HGPT-16	6	M2	M3	24	38.6
HAPG-75	SLT-10	HGPT-16	8	M2	M3	27	49.6
		HGPT-20		M3			
HAPG-76	SLT-16	HGPT-16	10	M2	M5	33	65.6
		HGPT-20		M3			
HAPG-83	SLT-16	HGPT-25	10	M4	M5	38	65.6
HAPG-79	SLT-20	HGPT-25	10	M4	M5	45	84.6
		HGPT-35					
HAPG-77	SLT-25	HGPT-35	12	M4	M6	54	100
HAPG-85	SLT-25	HGPT-40	12	M5	M6	57	103.6

SLT/HGPL combinations

Technical data

Adapter kit HAPG

Material:
Wrought aluminium alloy, anodised
Centring sleeves: High-alloy steel
Free of copper, PTFE and silicone



Direct mounting

Ordering data							
Long-stroke grippers HGPL							
		14-40		14-80		25-40	
		Part No.	Type	Part No.	Type	Part No.	Type
Direct mounting							
Mini-slide	16	538 055	HAPG-89 ¹⁾	–		–	
SLT	20	539 274	HAPG-90	–		–	
	25	539 274	HAPG-90	539 274	HAPG-90	539 274	HAPG-90 ¹⁾

1) Only in conjunction with mini slides SLT....-CC-B (with adjustable shock absorbers).

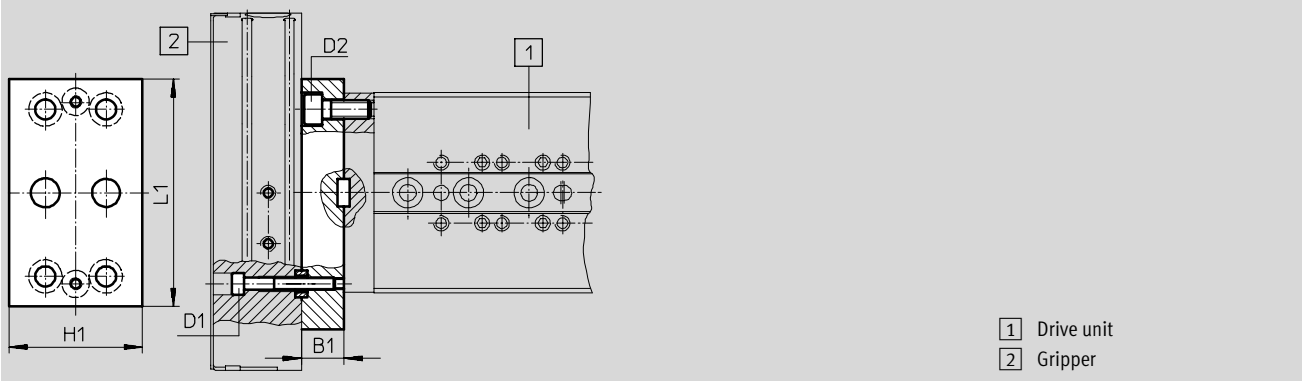
SLT/HGPL combinations

Technical data

Dimensions

Download CAD data → www.festo.com/en/engineering

Direct mounting



Adapter kit	Drive	Gripper	B1	D1	D2	H1	L1
HAPG-89	HMPL-16	HGPL-14-40	14	M4	M5	44	75
HAPG-90	HMPL-20	HGPL-14-40	13,5	M4	M5	52	90
		HGPL-14-80	13,5	M4	M6	52	90
	HMPL-25	HGPL-14-40	13,5	M4	M6	52	90
		HGPL-25-40	13,5	M4	M6	52	90

DRQD/HGPM, HGWM combinations

Technical data

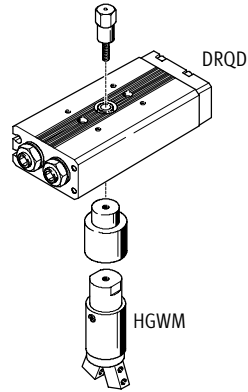


Adapter kit DRQD-...-A...-HS

Material:

Zinc-coated steel

Free of copper, PTFE and silicone



Direct mounting
with hollow bolt

Ordering data					
		Micro parallel gripper HGPM-...-G8 with clamping spigot, micro angle gripper HGWM-...-G8 with clamping spigot			
		8		12	
		Part No.	Type	Part No.	Type
Direct mounting with hollow bolt ¹⁾					
Semi-rotary drive	6	187 431	DRQD-6-...-A08-HS ¹⁾	187 431	DRQD-6-...-A12-HS ¹⁾
DRQD	8	187 432	DRQD-8-...-A08-HS ¹⁾	187 432	DRQD-8-...-A12-HS ¹⁾
	12	187 433	DRQD-12-...-A08-HS ¹⁾	187 433	DRQD-12-...-A12-HS ¹⁾

1) Semi-rotary drives DRQD are ordered using the product modules with the corresponding adapter kit (Code A...) and hollow bolt (Code HS).

DRQD/HGPM, HGWM combinations

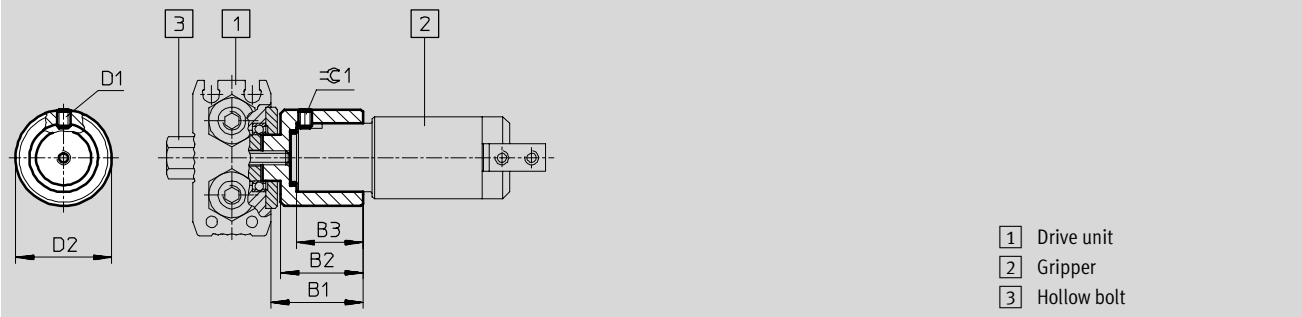
Technical data



Dimensions

Download CAD data → www.festo.com/en/engineering

Direct mounting with hollow bolt



- 1 Drive unit
- 2 Gripper
- 3 Hollow bolt

Adapter kit (output shaft)	Drive	Gripper	B1	B2	B3	D1	D2	±0.1
A08	DRQD-6 DRQD-8 DRQD-12	HGPM-08-...-G8 HGWM-08-...-G8	15.2	13	9.6	M3	16	1.5
A12	DRQD-6 DRQD-8 DRQD-12	HGPM-12-...-G8 HGWM-12-...-G8	20.2	18	14.6	M3	21	1.5

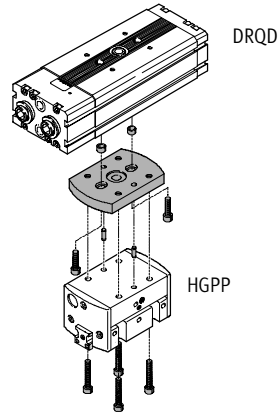
DRQD/HGPP combinations

Technical data

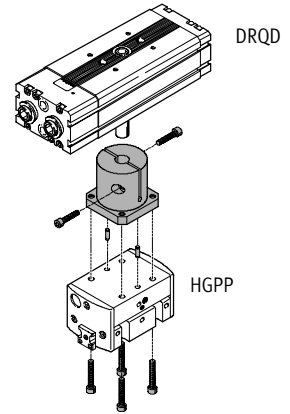


Adapter kit HAPG

Material:
Wrought aluminium alloy, anodised
Centring pins/sleeves: High-alloy steel
Free of copper, PTFE and silicone



Direct mounting
DRQD-...-FW with flange shaft



Direct mounting
DRQD-...-ZW with spigot shaft

Ordering data		Precision parallel gripper HGPP											
		10		12		16		20		25		32	
		Part No.	Type	Part No.	Type	Part No.	Type	Part No.	Type	Part No.	Type	Part No.	Type
Direct mounting via flange shaft for air throughfeed													
Semi-rotary drive DRQD	16	526 023 HAPG-SD2-17		191 255 HAPG-SD2-14									
	20	526 023 HAPG-SD2-17		191 255 HAPG-SD2-14		191 256 HAPG-SD2-15							
	25					191 256 HAPG-SD2-15		191 257 HAPG-SD2-16					
	32							191 257 HAPG-SD2-16		526 024 HAPG-SD2-18			
	40									526 024 HAPG-SD2-18		526 025 HAPG-SD2-19	
	50									526 024 HAPG-SD2-18		526 025 HAPG-SD2-19	
Direct mounting via spigot shaft													
Semi-rotary drive DRQD	16			191 258 HAPG-40									
	20			191 259 HAPG-41									
	25					191 260 HAPG-42							
	32							191 261 HAPG-43					

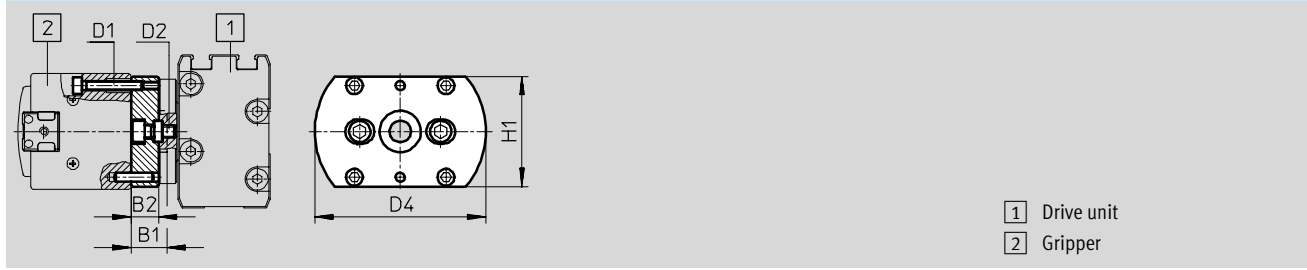
DRQD/HGPP combinations

Technical data



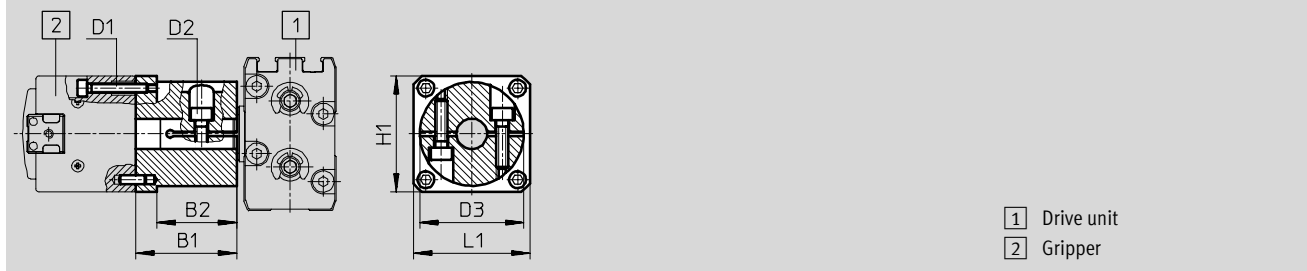
Dimensions Download CAD data → www.festo.com/en/engineering

Direct mounting via flange shaft for air throughfeed



Adapter kit	Drive	Gripper	B1	B2	D1	D2	D4 ∅	H1
HAPG-SD2-14	DRQD-16-FW DRQD-20-FW	HGPP-12	11.8	9	M3	M4	56	36
HAPG-SD2-15	DRQD-20-FW	HGPP-16	11.8	9	M3	M4	80	40
	DRQD-25-FW					M6		
HAPG-SD2-16	DRQD-25-FW DRQD-32-FW	HGPP-20	11.8	9	M4	M6	90	46
HAPG-SD2-17	DRQD-16-FW DRQD-20-FW	HGPP-10	11.8	9	M3	M4	43	31
HAPG-SD2-18	DRQD-32-FW	HGPP-25	17.8	15	M5	M6	120	53
	DRQD-40-FW					M8		
	DRQD-50-FW							
HAPG-SD2-19	DRQD-40-FW DRQD-50-FW	HGPP-32	18.8	15	M5	M8	153	60

Direct mounting via spigot shaft



Adapter kit	Drive	Gripper	B1	B2	D1	D2	D3 ∅	H1	L1
HAPG-40	DRQD-16-ZW	HGPP-12	33	26	M3	M4	34	38	38
HAPG-41	DRQD-20-ZW	HGPP-12	41	34	M3	M5	38	38	38
HAPG-42	DRQD-25-ZW	HGPP-16	49	42	M3	M5	42	42	50
HAPG-43	DRQD-32-ZW	HGPP-20	52	42	M4	M5	45	48	48

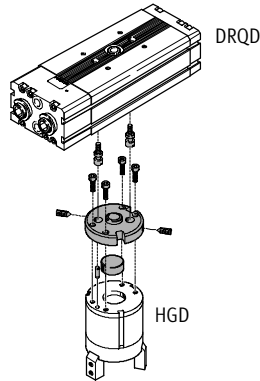
DRQD/HGD combinations

Technical data

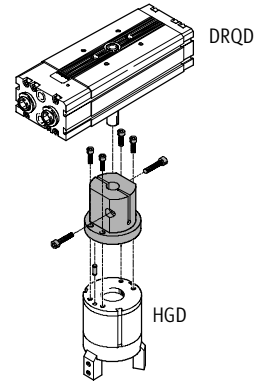


Adapter kit DRQD-...-AS2, HAPG

Material:
Wrought aluminium alloy, anodised
Centring pins/sleeves: High-alloy steel
Free of copper, PTFE and silicone



Direct mounting
DRQD-...-FW with flange shaft



Direct mounting
DRQD-...-ZW with spigot shaft

Ordering data							
		Three-point gripper HGD					
		16		32		50	
		Part No.	Type	Part No.	Type	Part No.	Type
Direct mounting via flange shaft							
Semi-rotary drive	8	187 569	HAPG-35	–	–	–	–
DRQD	12	187 569	HAPG-35	–	–	–	–
Direct mounting via flange shaft for air throughfeed							
Semi-rotary drive	8	187 432	DRQD-8-...-AS2¹⁾	–	–	–	–
DRQD	12	187 433	DRQD-12-...-AS2¹⁾	–	–	–	–
	16	187 567	HAPG-SD2-13	–	–	–	–
	20	–	–	184 481	HAPG-SD2-5	–	–
	25	–	–	–	–	184 484	HAPG-SD2-8
	32	–	–	–	–	184 487	HAPG-SD2-11
	40	–	–	–	–	526 026	HAPG-SD2-20
	50	–	–	–	–	526 026	HAPG-SD2-20
Direct mounting via spigot shaft							
Semi-rotary drive	20	–	–	163 272	HAPG-23	–	–
DRQD	25	–	–	–	–	163 273	HAPG-24

1) Semi-rotary drives DRQD are ordered using the product modules with the corresponding adapter kit (Code AS2).

DRQD/HGP, HGR, HGW combinations

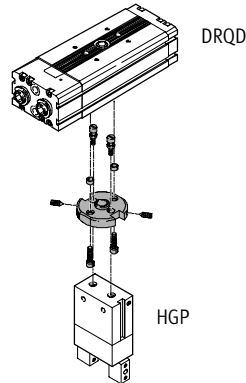
Technical data



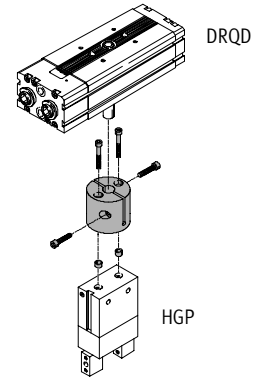
Adapter kit DRQD-...-AS1, HAPG

Material:

- Wrought aluminium alloy, anodised
- Centring pins/sleeves: High-alloy steel
- Free of copper, PTFE and silicone



Direct mounting
DRQD-...-FW with flange shaft



Direct mounting
DRQD-...-ZW with spigot shaft

Ordering data							
Parallel gripper HGP, radial gripper HGR, angle gripper HGW							
		HGP-6	HGR-10	HGP-16	HGR-20	HGP-25	HGP-35
		HGR-10	HGR-16	HGR-25	HGR-32	HGR-40	HGR-40
		HGW-10	HGW-16	HGW-25	HGW-32	HGW-40	HGW-40
		Part No.	Type	Part No.	Type	Part No.	Type
Direct mounting via flange shaft							
Semi-rotary drive	6	187 568	HAPG-34	–	–	–	–
DRQD	8	187 568	HAPG-34	–	–	–	–
	12	187 568	HAPG-34	–	–	–	–
Direct mounting via flange shaft for air throughfeed							
Semi-rotary drive	8	187 432	–	–	–	–	–
DRQD		DRQD-8-...-AS1 ¹⁾	–	–	–	–	–
	12	187 433	–	–	–	–	–
		DRQD-12-...-AS1 ¹⁾	–	–	–	–	–
	16	187 566	184 477	184 478	–	–	–
		HAPG-SD2-12	HAPG-SD2-1	HAPG-SD2-2	–	–	–
	20	–	–	184 479	184 480	–	–
		–	–	HAPG-SD2-3	HAPG-SD2-4	–	–
	25	–	–	184 482	184 483	–	–
		–	–	HAPG-SD2-6	HAPG-SD2-7	–	–
	32	–	–	–	184 485	184 486	–
		–	–	–	HAPG-SD2-9	HAPG-SD2-10	–
	40	–	–	–	–	526 027	–
		–	–	–	–	HAPG-SD2-21	–
	50	–	–	–	–	526 027	–
		–	–	–	–	HAPG-SD2-21	–
Direct mounting via spigot shaft							
Semi-rotary drive	16	–	163 267	163 268	–	–	–
		–	HAPG-18	HAPG-19	–	–	–
DRQD	20	–	–	163 269	163 270	–	–
		–	–	HAPG-20	HAPG-21	–	–
	25	–	–	–	163 271	–	–
		–	–	–	HAPG-22	–	–

1) Semi-rotary drives DRQD are ordered using the product modules with the corresponding adapter kit (Code AS1).

DRQD/HGD, HGP, HGR, HGW combinations

Technical data

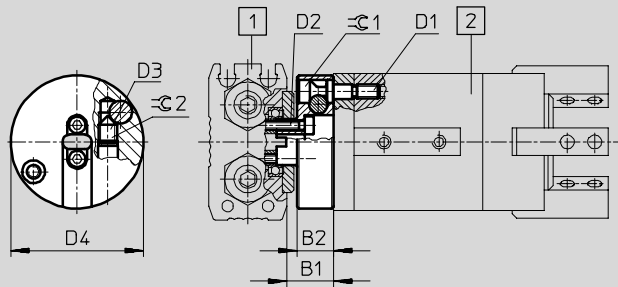


System components
Adapters
3.2

Dimensions – Direct mounting via flange shaft

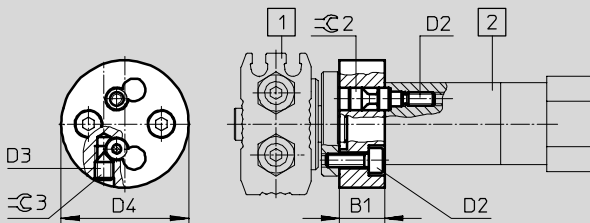
Download CAD data → www.festo.com/en/engineering

AS1/AS2 for three-point gripper HGD, parallel gripper HGP, radial gripper HGR, angle gripper HGW



- 1 Drive unit
- 2 Gripper

HAPG-34/-35 for three-point gripper HGD, parallel gripper HGP, radial gripper HGR, angle gripper HGW

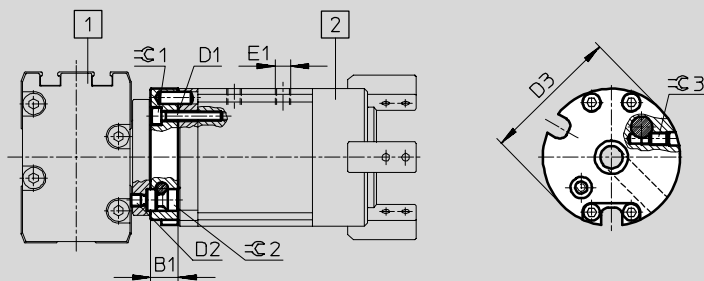


- 1 Drive unit
- 2 Gripper

Dimensions – Direct mounting via flange shaft for air throughfeed

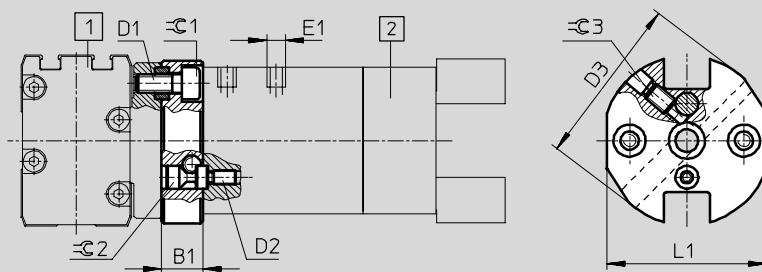
Download CAD data → www.festo.com/en/engineering

HAPG-SD2-5/-SD2-8/-SD2-11/-SD2-13/-SD2-20 for three-point gripper HGD



- 1 Drive unit
- 2 Gripper

HAPG-SD2-1 ... 4/-SD2-6/7/-SD2-9/10/-SD2-12/-SD2-21 for parallel gripper HGP, radial gripper HGR, angle gripper HGW



- 1 Drive unit
- 2 Gripper

DRQD/HGD, HGP, HGR, HGW combinations



Technical data

Dimensions													Download CAD data → www.festo.com/en/engineering		
Adapter kit	Drive	Gripper	B1	B2	D1	D2	D3	D4	E1	L1	≙C1	≙C2	≙C3		
AS1	DRQD-8 DRQD-12	HGP-6 HGR-10 HGW-10	10.2	8	M3	M2	M4	28	-	-	2.5	2	-		
AS2	DRQD-8 DRQD-12	HGD-16	10.2	8	M3	M2	M4	29	-	-	2.5	2	-		
HAPG-34	DRQD-6-...-FW DRQD-8-...-FW DRQD-12-...-FW	HGP-6 HGR-10 HGW-10	10	-	M3	M3	M4	28	-	-	2.5	2.5	2		
HAPG-35	DRQD-8-...-FW DRQD-12-...-FW	HGP-16	8	-	M3	M3	M4	29	-	-	2.5	2.5	2		
HAPG-SD2-1	DRQD-16-...-FW	HGP-10 HGR-16 HGW-16	9	-	M4	M3	37	-	M3	35	3	2.5	2		
HAPG-SD2-2	DRQD-16-...-FW	HGP-16 HGR-25 HGW-25	9	-	M4	M4	42	-	M3 M5	35	3	3	2		
HAPG-SD2-3	DRQD-20-...-FW	HGP-16 HGP-20 HGR-25 HGW-25	9	-	M4	M4	42	-	M3 M5	38	3	3	2		
HAPG-SD2-4	DRQD-20-...-FW	HGP-25 HGR-32 HGW-32	9	-	M4	M6	44	-	G1/8	38	3	5	2		
HAPG-SD2-5	DRQD-20-...-FW	HGD-32	9	-	M3	M4	45	-	M5	-	2.5	3	2		
HAPG-SD2-6	DRQD-25-...-FW	HGP-16 HGP-20 HGR-25 HGW-25	9	-	M6	M4	50	-	M3 M5	47	5	3	2		
HAPG-SD2-7	DRQD-25-...-FW	HGP-25 HGR-32 HGW-32	9	-	M6	M6	50	-	G1/8	47	5	5	2		
HAPG-SD2-8	DRQD-25-...-FW	HGD-50	9	-	M5	M6	70	-	G1/8	-	4	5	2		
HAPG-SD2-9	DRQD-32-...-FW	HGP-25 HGR-32 HGW-32	9	-	M6	M6	60	-	G1/8	58	5	5	2		
HAPG-SD2-10	DRQD-32-...-FW	HGP-35 HGR-40 HGW-40	9	-	M6	M8	60	-	G1/8	58	5	6	2		
HAPG-SD2-11	DRQD-32-...-FW	HGD-50	9	-	M5	M6	70	-	G1/8	-	4	5	2		
HAPG-SD2-12	DRQD-16-...-FW	HGP-6 HGR-10 HGW-10	9	-	M4	M3	34	-	M3	-	3	2.5	2		
HAPG-SD2-13	DRQD-16-...-FW	HGD-16	9	-	M3	M4	34	-	M3	-	2.5	3	2		
HAPG-SD2-20	DRQD-40-...-FW DRQD-50-...-FW	HGD-50	15	-	M5	M8	90	-	G1/8	-	6	6	2		
HAPG-SD2-21	DRQD-40-...-FW DRQD-50-...-FW	HGP-35 HGR-40 HGW-40	12	-	M8	M8	80	-	G1/8	-	6	6	2		

DRQD/HGD, HGP, HGR, HGW combinations

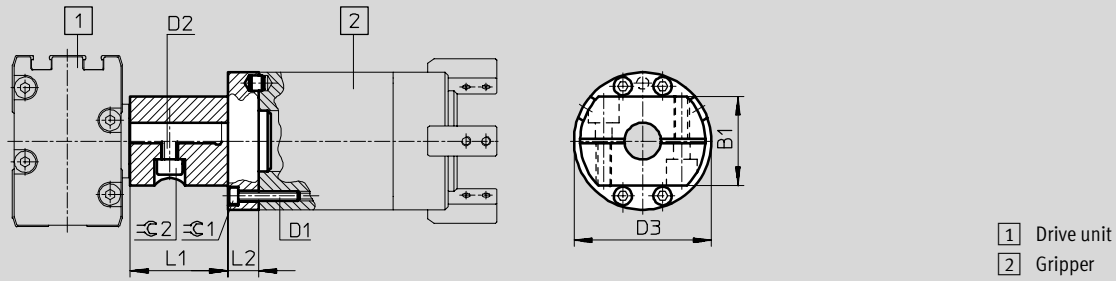
Technical data



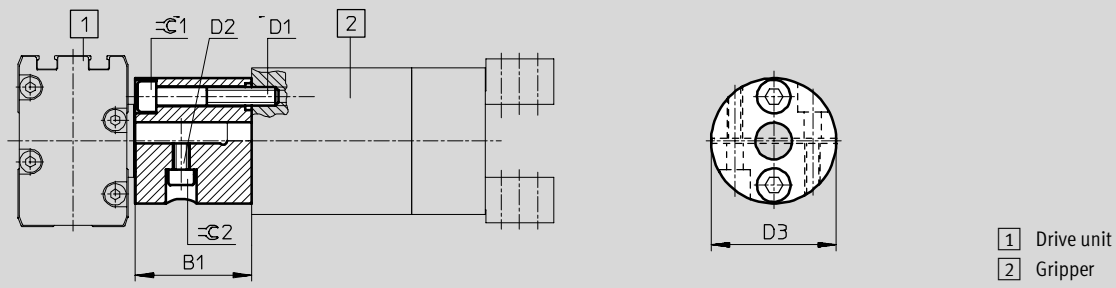
Dimensions – Direct mounting via spigot shaft

Download CAD data → www.festo.com/en/engineering

HAPG-23 ...24 for three-point gripper HGD



HAPG-18 ... 22 for parallel gripper HGP, radial gripper HGR, angle gripper HGW



DRQD/HGD, HGP, HGR, HGW combinations

Technical data

Adapter kit	Drive	Gripper	B1	D1	D2	D3	L1	L2	≈C1	≈C2
HAPG-18	DRQD-16-...-ZW	HGP-10 HGR-16 HGW-16	28	M3	M4	33	-	-	2.5	3
HAPG-19	DRQD-16-...-ZW	HGP-16 HGP-20 HGR-25 HGW-25	28	M4	M4	34	-	-	3	3
HAPG-20	DRQD-20-...-ZW	HGP-16 HGP-20 HGR-25 HGW-25	38	M4	M5	41	-	-	3	4
HAPG-21	DRQD-20-...-ZW	HGP-25 HGR-32 HGW-32	38	M6	M5	41	-	-	5	4
HAPG-22	DRQD-25-...-ZW	HGP-25 HGR-32 HGW-32	46	M6	M5	41	-	-	5	4
HAPG-23	DRQD-20-...-ZW	HGD-32	29	M3	M5	45	32	10	2.5	4
HAPG-24	DRQD-25-...-ZW	HGD-50	29	M5	M5	70	42	12	4	4

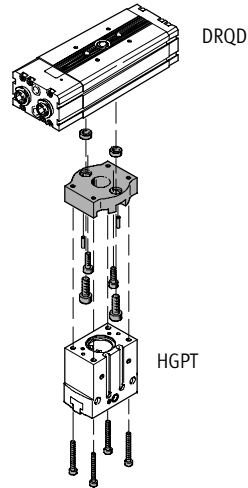
DRQD/HGPT combinations

Technical data

Adapter kit HAPG-SD2

Material:

Wrought aluminium alloy, anodised
Centring pins/sleeves: High-alloy steel
Free of copper, PTFE and silicone



Direct mounting
DRQD-...-FW with flange shaft

Ordering information															
		T-slot gripper HGPT													
		16		20		25		35		40		50		63	
		Part No.	Type	Part No.	Type	Part No.	Type	Part No.	Type	Part No.	Type	Part No.	Type	Part No.	Type
Direct mounting via flange shaft for air throughfeed															
Semi-rotary drive DRQD	12	537 171 HAPG-SD2-22	537 177 HAPG-SD2-24	–	–	–	–	–	–	–	–	–	–	–	–
	16	537 171 HAPG-SD2-22	537 177 HAPG-SD2-24	537 181 HAPG-SD2-25	–	–	–	–	–	–	–	–	–	–	–
	20	–	–	537 181 HAPG-SD2-25	537 173 HAPG-SD2-23	–	–	–	–	–	–	–	–	–	–
	25	–	–	–	537 173 HAPG-SD2-23	537 184 HAPG-SD2-26	–	–	–	–	–	–	–	–	–
	32	–	–	–	–	537 184 HAPG-SD2-26	537 186 HAPG-SD2-27	–	–	–	–	–	–	–	–
	40	–	–	–	–	–	537 186 HAPG-SD2-27	537 188 HAPG-SD2-28	–	–	–	–	–	–	–
	50	–	–	–	–	–	–	537 188 HAPG-SD2-28	–	–	–	–	–	–	–

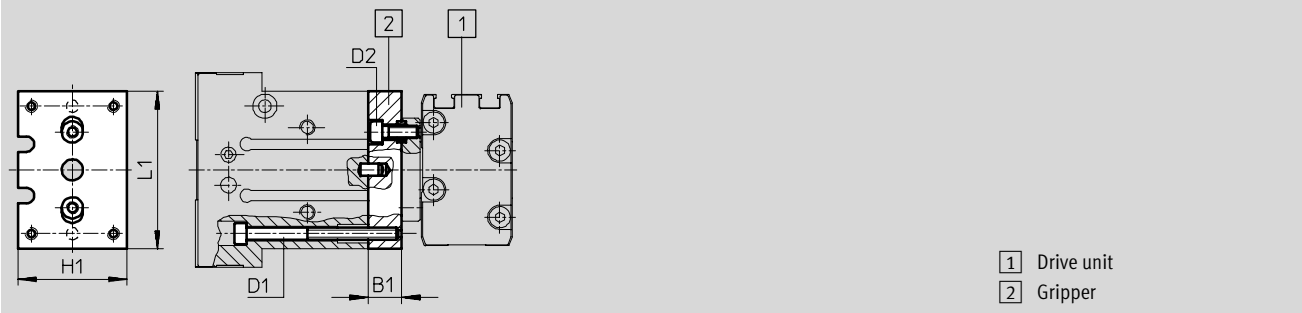
DRQD/HGPT combinations

Technical data

Dimensions

Download CAD data → www.festo.com/en/engineering

Direct mounting via flange shaft for air throughfeed



Adapter kit	Drive	Gripper	B1	D1	D2	H1	L1
HAPG-SD2-22	DRQD-12	HGPT-16	11	M2	M3	35.5	34
	DRQD-16				M4		
HAPG-SD2-24	DRQD-12	HGPT-20	11	M3	M3	44	34
	DRQD-16				M4		
HAPG-SD2-25	DRQD-16	HGPT-25	11	M4	M4	36	52
	DRQD-20				M4		
HAPG-SD2-23	DRQD-20	HGPT-35	12	M4	M4	42	64
	DRQD-25				M6		
HAPG-SD2-26	DRQD-25	HGPT-40	15	M5	M6	50	80
	DRQD-32				M6		
HAPG-SD2-27	DRQD-32	HGPT-50	15	M6	M8	85.5	100
	DRQD-40				M6		
HAPG-SD2-28	DRQD-40	HGPT-63	15	M6	M8	83	125
	DRQD-50				M8		

Verbindungen DRQD/HGPL

Technical data

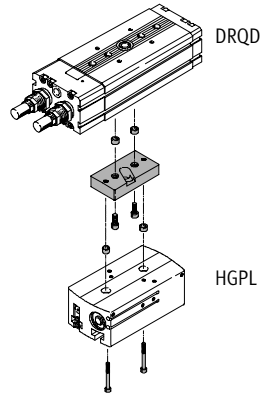
Adapter kit HAPG

Material:

Wrought aluminium alloy, anodised

Centring sleeves: High-alloy steel

Free of copper, PTFE and silicone



Direct mounting

Ordering data									
Long-stroke grippers HGPL									
		14-40		25-40		40-40		40-80	
		Part No.	Type	Part No.	Type	Part No.	Type	Part No.	Type
Direct mounting									
Semi-rotary drive	16	537 310	HAPG-SD2-31	–	–	–	–	–	–
DRQD ¹⁾	20	537 310	HAPG-SD2-31	–	–	–	–	–	–
	25	–	–	537 311	HAPG-SD2-29	–	–	–	–
	32	–	–	537 311	HAPG-SD2-29	–	–	–	–
	40	–	–	–	–	537 312	HAPG-SD2-30	537 312	HAPG-SD2-30
	50	–	–	–	–	537 312	HAPG-SD2-30	537 312	HAPG-SD2-30

1) Only in conjunction with semi-rotary drives DRQD-...YSRJ (with adjustable shock absorbers).

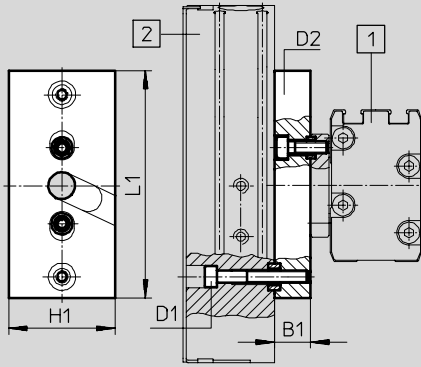
DRQD/HGPL combinations

Technical data

Dimensions

Download CAD data → www.festo.com/en/engineering

Direct mounting



- 1 Drive unit
- 2 Gripper

Adapter kit	Drive	Gripper	B1	D1	D2	H1	L1
HAPG-SD2-31	DRQD-16	HGPL-14-40	12	M4	M4	35	75
	DRQD-20						
HAPG-SD2-29	DRQD-25	HGPL-25-40	14	M5	M6	60	75
	DRQD-32						
HAPG-SD2-30	DRQD-40	HGPL-40-40	20	M8	M8	60	120
	DRQD-50	HGPL-40-80					

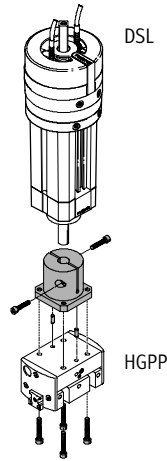
DSL, DSM/HGPP combinations

Technical data

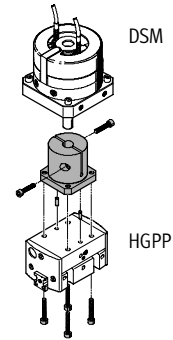


Adapter kit HAPG

Material:
Wrought aluminium alloy, anodised
Centring pins/sleeves: High-alloy steel
Free of copper, PTFE and silicone



Direct mounting
DSL-...-KF with spigot shaft



Direct mounting
DSM with spigot shaft

Ordering data

		Precision parallel gripper HGPP					
		12		16		20	
		Part No.	Type	Part No.	Type	Part No.	Type
Direct mounting via spigot shaft							
Swivel/linear unit	20	191 258	HAPG-40	–	–	–	–
DSL-...-KF	25	191 259	HAPG-41	–	–	–	–
	32	–	–	191 260	HAPG-42	–	–
	40	–	–	–	–	191 261	HAPG-43
Swivel module DSM	16	191 258	HAPG-40	–	–	–	–
	25	191 259	HAPG-41	–	–	–	–
	32	–	–	191 260	HAPG-42	–	–
	40	–	–	–	–	191 261	HAPG-43

DSL, DSM/HGPP combinations

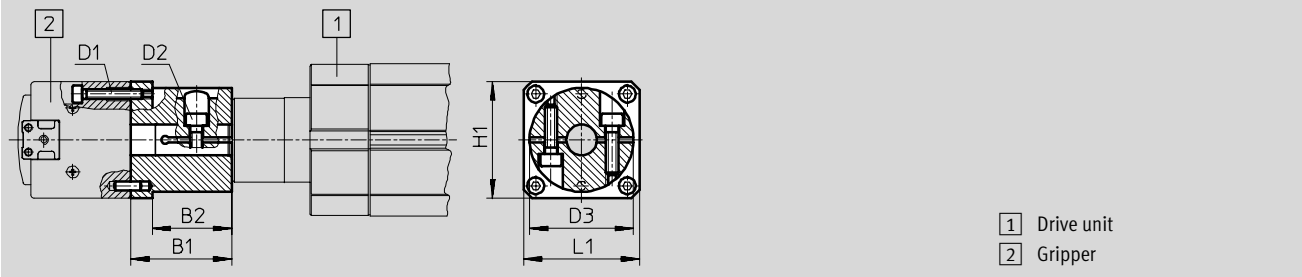
Technical data



Dimensions

Download CAD data → www.festo.com/en/engineering

Direct mounting via spigot shaft



Adapter kit	Drive	Gripper	B1	B2	D1	D2	D3 ∅	H1	L1
HAPG-40	DSL-20-KF DSM-16	HGPP-12	33	26	M3	M4	3	38	38
HAPG-41	DSL-25-KF DSM-25	HGPP-12	41	34	M3	M5	38	38	38
HAPG-42	DSL-32-KF DSM-32	HGPP-16	49	42	M3	M5	42	42	50
HAPG-43	DSL-40-KF DSM-40	HGPP-20	52	42	M4	M5	45	48	48

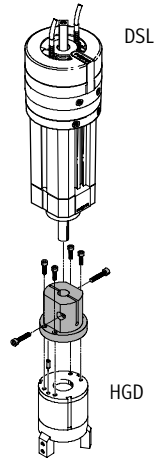
DSL, DSM/HGD combinations

Technical data

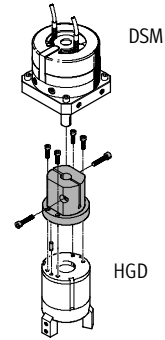


Adapter kit HAPG

Material:
Wrought aluminium alloy, anodised
Centring pins/sleeves: High-alloy steel
Free of copper, PTFE and silicone



Direct mounting
DSL with spigot shaft



Direct mounting
DSM with spigot shaft

Ordering data					
		Three-point gripper HGD			
		16		32	50
		Part No.	Type	Part No.	Type
Direct mounting via flange shaft					
Swivel module	6	187 569	HAPG-35	–	–
DSM	8	187 569	HAPG-35	–	–
	10	187 569	HAPG-35	–	–
Direct mounting via spigot shaft					
Swivel module	12	–	–	–	–
DSM	16	–	–	–	–
	25	–	163 272 HAPG-23	–	–
	32	–	–	163 273 HAPG-24	–
Swivel/linear unit					
DSL	16	–	–	–	–
	20	–	–	–	–
	25	–	163 272 HAPG-23	–	–
	32	–	–	163 273 HAPG-24	–

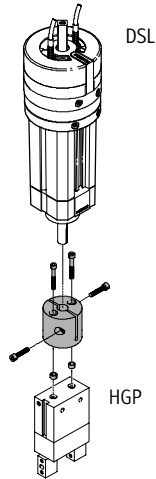
DSL, DSM/HGP, HGR, HGW combinations

Technical data

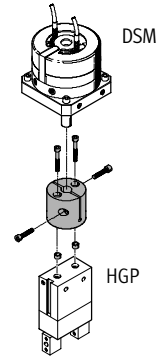


Adapter kit HAPG

Material:
Wrought aluminium alloy, anodised
Centring sleeves: High-alloy steel
Free of copper, PTFE and silicone



Direct mounting
DSL with spigot shaft



Direct mounting
DSM with spigot shaft

Ordering data						
Parallel gripper HGP, radial gripper HGR, angle gripper HGW						
		HGP-6	HGP-10	HGP-16	HGP-25	
		HGR-10	HGR-16	HGR-20	HGR-32	
		HGW-10	HGW-16	HGR-25	HGW-32	
		Part No.	Type	Part No.	Type	Part No.
Direct mounting via flange shaft						
Swivel module	6	187 568	HAPG-34	–	–	–
DSM	8	187 568	HAPG-34	–	–	–
	10	187 568	HAPG-34	–	–	–
Direct mounting via spigot shaft						
Swivel module	12	–	163 266 HAPG-17	–	–	–
	16	–	163 267 HAPG-18	163 268 HAPG-19	–	–
	25	–	–	163 269 HAPG-20	163 270 HAPG-21	–
	32	–	–	–	163 271 HAPG-22	–
Swivel/linear unit	16	–	163 266 HAPG-17	–	–	–
	DSL	20	–	163 267 HAPG-18	163 268 HAPG-19	–
		25	–	–	163 269 HAPG-20	163 270 HAPG-21
		32	–	–	–	163 271 HAPG-22

DSL, DSM/HGD, HGP, HGR, HGW combinations

Technical data



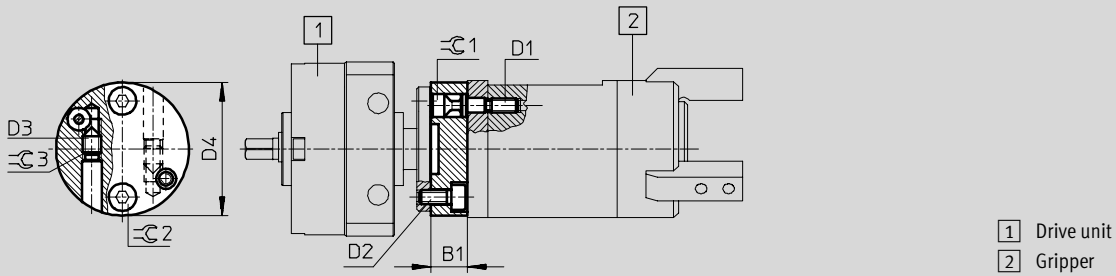
System components
Adapters

3.2

Dimensions – Direct mounting via flange shaft

Download CAD data → www.festo.com/en/engineering

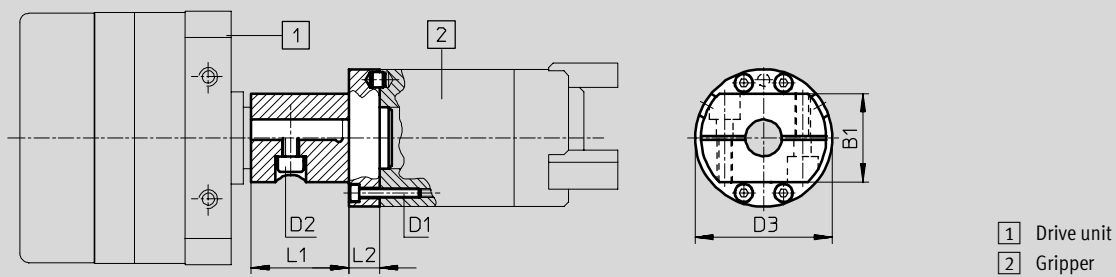
HAPG-34/-35 for three-point gripper HGD, parallel gripper HGP, radial gripper HGR, angle gripper HGW



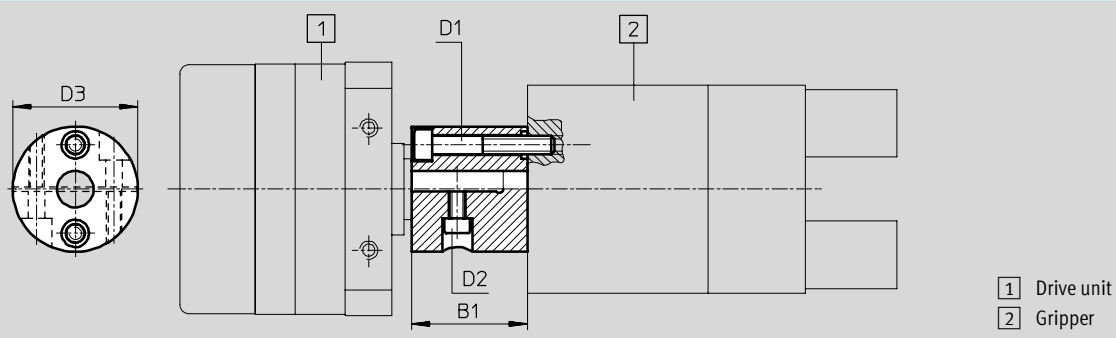
Dimensions – Direct mounting via spigot shaft

Download CAD data → www.festo.com/en/engineering

HAPG-23/-24 for three-point gripper HGD



HAPG-17 ... 22 for parallel gripper HGP, radial gripper HGR, angle gripper HGW



DSL, DSM/HGD, HGP, HGR, HGW combinations

Technical data

Dimensions			Download CAD data → www.festo.com/en/engineering									
Adapter kit	Drive	Gripper	B1	D1	D2	D3	D4	L1	L2	≈C1	≈C2	≈C3
HAPG-17	DSM-12 DSL-16	HGP-10 HGR-16 HGW-16	27	M3	M3	24	-	-	-	2.5	2.5	-
HAPG-18	DSM-16 DSL-20	HGP-10 HGR-16 HGW-16	28	M3	M4	33	-	-	-	2.5	3	-
HAPG-19	DSM-16 DSL-20	HGP-16 HGP-20 HGR-25 HGW-25	28	M4	M4	34	-	-	-	3	3	-
HAPG-20	DSM-25 DSL-25	HGP-16 HGP-20 HGR-25 HGW-25	38	M4	M5	41	-	-	-	3	4	-
HAPG-21	DSM-25 DSL-25	HGP-25 HGR-32 HGW-32	38	M6	M5	41	-	-	-	5	4	-
HAPG-22	DSM-32 DSL-32	HGP-25 HGR-32 HGW-32	46	M6	M5	41	-	-	-	5	4	-
HAPG-23	DSM-25 DSL-25	HGD-32	29	M3	M5	45	-	32	10	2.5	4	-
HAPG-24	DSM-32 DSL-32	HGD-50	29	M5	M5	70	-	42	12	4	4	-
HAPG-34	DSM-6/-8/-10	HGP-6 HGR-10 HGW-10	10	M3	M3	M4	28	-	-	2.5	2.5	2
HAPG-35	DSM-8/-10	HGD-16	8	M3	M3	M4	29	-	-	2.5	2.5	2

DPZ/HGP, HGR, HGW combinations

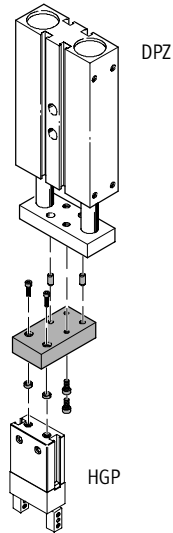
Technical data



Adapter kit HAPG

Material:

- Wrought aluminium alloy, anodised
- Centring pins/sleeves: High-alloy steel
- Free of copper, PTFE and silicone



System components
Adapters

3.2

Ordering data						
Parallel gripper HGP, radial gripper HGR, angle gripper HGW						
		HGP-10 HGR-16 HGW-16	HGP-16 HGP-20 HGR-25 HGW-25	HGP-25 HGR-32 HGW-32		
		Part No. Type	Part No. Type	Part No. Type		
Direct mounting						
Twin cylinders	10	163 250 HAPG-1	–	–		
DPZ, DPZJ	16	163 250 HAPG-1	163 251 HAPG-2	–		
	20	–	163 252 HAPG-3	–		
	25	–	–	163 253 HAPG-4		
	32	–	–	163 253 HAPG-4		

DPZ/HGP, HGR, HGW combinations

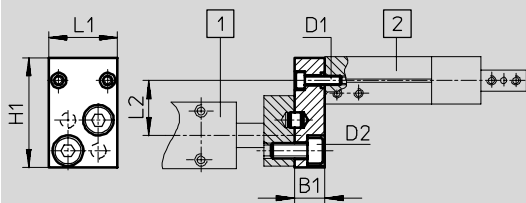
Technical data



Dimensions

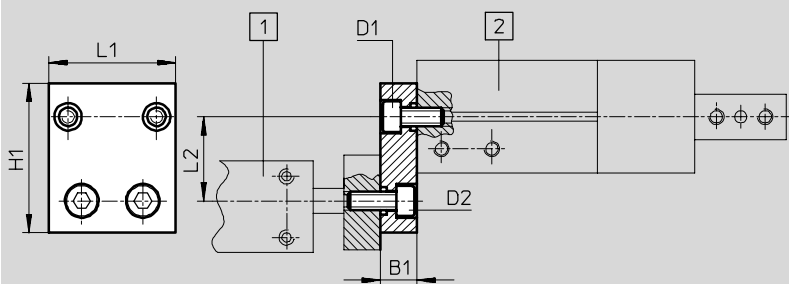
Download CAD data → www.festo.com/en/engineering

HAPG-1/-2 for parallel gripper HGP, radial gripper HGR, angle gripper HGW



- 1 Drive unit
- 2 Gripper

HAPG-3/-4



- 1 Drive unit
- 2 Gripper

Adapter kit	Drive	Gripper	B1	D1	D2	H1	L1	L2
HAPG-1	DPZ-10 DPZ-16 DPZJ-10 DPZJ-16	HGP-10 HGR-16 HGW-16	10	M3	M5	36	22.6	18
HAPG-2	DPZ-16 DPZJ-16	HGP-16 HGP-20 HGR-25 HGW-25	10	M4	M5	36	34.6	18
HAPG-3	DPZ-20 DPZJ-20	HGP-16 HGP-20 HGR-25 HGW-25	12	M4	M6	37	34.6	19
HAPG-4	DPZ-25 DPZ-32 DPZJ-25 DPZJ-32	HGP-25 HGR-32 HGW-32	12	M6	M6	49	41.5	27.5