


- 1 - Type discontinued
Available up until 2005

Service units, M series

FESTO


To be replaced by service units of
the MS series

→ 3 / 2.0-1



Technical data

- The Festo Catalogue on CD ROM
- www.festo.com

 Type discontinued
Available up until 2005





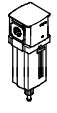
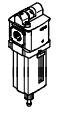
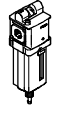


FESTO

Service units, M series

Product range overview

M series service units

3.0


Type	Size	Pneumatic connection	Pressure regulation range [bar]		Supply pressure [bar]			
			0 ... 7	0 ... 10	0 ... 8	0 ... 12	0 ... 21	
Service units								
FRC 	1	G1/8, G1/4	■	■	■	■ ¹⁾	-	
	2	G1/4, G3/8, G1/2	■	■	-	■	-	
	3	G3/8, G1/2, G3/4	■	■	-	■	-	
Service unit combinations								
FRC 	1	G1/8	-	■	■	■ ¹⁾	-	
	2	G1/4, G3/8	-	■	-	■	-	
	3	G1/2	-	■	-	■	-	
LFR 	1	G1/8	-	■	■	■ ¹⁾	-	
	2	G1/4, G3/8	-	■	-	■	-	
	3	G1/2	-	■	-	■	-	
Individual units								
Filter regulators LFR 	1	G1/8, G1/4	■	■	■	■ ¹⁾	-	
	2	G1/4, G3/8, G1/2	■	■	-	■	-	
	3	G3/8, G1/2, G3/4	■	■	-	■	-	
Filters LF 	1	G1/8, G1/4	-	-	■	■ ¹⁾	-	
	2	G1/4, G3/8, G1/2	-	-	-	■	-	
	3	G3/8, G1/2, G3/4	-	-	-	■	-	
Fine and micro filters LFM 	1	G1/4	-	-	■	■ ¹⁾	-	
	2	G1/4, G3/8, G1/2	-	-	-	■	-	
	3	G3/8, G1/2, G3/4	-	-	-	■	-	
Activated carbon filters LFM 	1	G1/4	-	-	■	■ ¹⁾	-	
	2	G1/4, G3/8, G1/2	-	-	-	■	-	
	3	G3/8, G1/2, G3/4	-	-	-	■	-	
Pressure regulators LR 	1	G1/8, G1/4	■	■	-	-	■	
	2	G1/4, G3/8, G1/2	■	■	-	-	■	
	3	G3/8, G1/2, G3/4	■	■	-	-	■	
Pressure regulators LRB 	1	G1/4	■	■	-	-	■	
	2	G1/2	■	■	-	-	■	

1) Only applicable at -10 ... +40 °C

Service units, M series

Product range overview

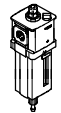


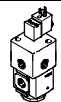
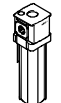
Type	Size	Grade of filtration [µm]				Filter efficiency 99,9999%	Bowl guard	Condensate drain		Pressure indicator		→ Page
		0.01	1	5	40			Plastic bowl guard	Manual, rotary	Fully automatic	With pressure gauge	
Service units												
FRC	1	-	-	■	■	-	■	■	■	■	-	3 / 3.1-0
	2	-	-	■	■	-	■	■	■	■	-	
	3	-	-	■	■	-	■	■	■	■	-	
Service unit combinations												
FRC	1	-	-	-	■	-	■	■	■	■	-	3 / 3.1-1
	2	-	-	-	■	-	■	■	■	■	-	
	3	-	-	-	■	-	■	■	■	■	-	
LFR	1	-	-	-	■	-	■	■	■	■	-	3 / 3.1-2
	2	-	-	-	■	-	■	■	■	■	-	
	3	-	-	-	■	-	■	■	■	■	-	
Individual units												
Filter regulators LFR	1	-	-	■	■	-	■	■	■	■	-	3 / 3.2-0
	2	-	-	■	■	-	■	■	■	■	-	
	3	-	-	■	■	-	■	■	■	■	-	
Filters LF	1	-	-	■	■	-	■	■	■	-	-	3 / 3.3-1
	2	-	-	■	■	-	■	■	■	-	-	
	3	-	-	■	■	-	■	■	■	-	-	
Fine and micro filters LFM	1	■	■	-	-	-	■	■	■	-	-	3 / 3.3-2
	2	■	■	-	-	-	■	■	■	-	-	
	3	■	■	-	-	-	■	■	■	-	-	
Activated carbon filters LFM	1	-	-	-	-	■	■	■	-	-	-	3 / 3.3-3
	2	-	-	-	-	■	■	■	-	-	-	
	3	-	-	-	-	■	■	■	-	-	-	
Pressure regulators LR	1	-	-	-	-	-	-	-	-	■	■	3 / 3.4-0
	2	-	-	-	-	-	-	-	-	■	■	
	3	-	-	-	-	-	-	-	-	■	■	
Pressure regulators LRB	1	-	-	-	-	-	-	-	-	-	■	3 / 3.4-0
	2	-	-	-	-	-	-	-	-	-	■	

 Type discontinued
Available up until 2005


FESTO

Service units, M series

Product range overview

Type	Size	Pneumatic connection	Operating pressure [bar]				Supply pressure [bar]		Pressure dew point [°C]		
			0 ... 12	2 ... 10	4 ... 10	2 ... 16	0 ... 8	0 ... 12	-20	-40	
Individual units											
Lubricators LOE		1	G1/8, G1/4	-	-	-	-	■	■ ¹⁾	-	-
		2	G1/4, G3/8, G1/2	-	-	-	-	-	■	-	-
		3	G3/8, G1/2, G3/4	-	-	-	-	-	■	-	-
Manual on-off valves HEA/HEB		1	G1/8, G1/4	■	-	-	-	-	-	-	-
		2	G1/4, G3/8, G1/2	■	-	-	-	-	-	-	-
		3	G3/8, G1/2, G3/4	■	-	-	-	-	-	-	-
Soft-start valves HEL		2	G1/4, G3/8, G1/2	-	-	-	■	-	-	-	-
		3	G3/8, G1/2, G3/4	-	-	-	■	-	-	-	-
Soft-start valves HEM HEMS		2	G1/4, G3/8, G1/2	-	■	-	■	-	-	-	-
		3	G3/8, G1/2, G3/4	-	■	-	■	-	-	-	-
Membrane air dryers LD		3	G1/2	-	-	■	-	-	-	■	■

1) Only applicable at -10 ... +40 °C

 Type discontinued
Available up until 2005

Service units, M series


Product range overview

FESTO

Type	Size	Bowl guard	Coil characteristics			→ Page
		Plastic bowl guard	24 V DC: 2.5 W	110 V AC: 5 W	230 V AC: 5 W	
Individual units						
Lubricators LOE	1	■	-	-	-	3 / 3.5-1
	2	■	-	-	-	
	3	■	-	-	-	
Manual on-off valves HEA/HEB	1	-	-	-	-	3 / 3.6-0
	2	-	-	-	-	
	3	-	-	-	-	
Soft-start valves HEL	2	-	-	-	-	3 / 3.6-1
	3	-	-	-	-	
Soft-start valves HEM(S)	2	-	■	■	■	3 / 3.6-1
	3	-	■	■	■	
Membrane air dryers LD	3	-	-	-	-	3 / 3.7-0
Branching modules FRM	1	-	-	-	-	3 / 3.7-0
	2	-	-	-	-	
	3	-	-	-	-	

M series service units

3.0

 Type discontinued
Available up until 2005

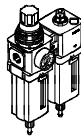
Service units FRC, M series


Ordering data

FESTO

M series service units
Service units


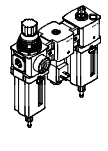

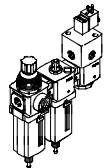

3.1


Pressure regulation range 0 ... 7 bar, with pressure gauge							
	Condensate drain	Size	Connection	Grade of filtration 5 µm		Grade of filtration 40 µm	
				Part No.	Type	Part No.	Type
Filter regulator, lubricator							
	Manual, by turning	1	G $\frac{1}{8}$	180 923	FRC-M1-G $\frac{1}{8}$ -C07RG	180 935	FRC-M1-G $\frac{1}{8}$ -E07RG
			G $\frac{1}{4}$	181 019	FRC-M1-G $\frac{1}{4}$ -C07RG	181 031	FRC-M1-G $\frac{1}{4}$ -E07RG
		2	G $\frac{1}{4}$	181 119	FRC-M2-G $\frac{1}{4}$ -C07RG	181 133	FRC-M2-G $\frac{1}{4}$ -E07RG
			G $\frac{3}{8}$	181 231	FRC-M2-G $\frac{3}{8}$ -C07RG	181 245	FRC-M2-G $\frac{3}{8}$ -E07RG
			G $\frac{1}{2}$	181 343	FRC-M2-G $\frac{1}{2}$ -C07RG	181 357	FRC-M2-G $\frac{1}{2}$ -E07RG
		3	G $\frac{3}{8}$	181 455	FRC-M3-G $\frac{3}{8}$ -C07RG	181 469	FRC-M3-G $\frac{3}{8}$ -E07RG
			G $\frac{1}{2}$	181 567	FRC-M3-G $\frac{1}{2}$ -C07RG	181 581	FRC-M3-G $\frac{1}{2}$ -E07RG
			G $\frac{3}{4}$	181 679	FRC-M3-G $\frac{3}{4}$ -C07RG	181 693	FRC-M3-G $\frac{3}{4}$ -E07RG
		Fully automatic	1	G $\frac{1}{8}$	180 924	FRC-M1-G $\frac{1}{8}$ -C07SG	180 936
	G $\frac{1}{4}$			181 020	FRC-M1-G $\frac{1}{4}$ -C07SG	181 032	FRC-M1-G $\frac{1}{4}$ -E07SG
	2		G $\frac{1}{4}$	181 120	FRC-M2-G $\frac{1}{4}$ -C07SG	181 134	FRC-M2-G $\frac{1}{4}$ -E07SG
			G $\frac{3}{8}$	181 232	FRC-M2-G $\frac{3}{8}$ -C07SG	181 246	FRC-M2-G $\frac{3}{8}$ -E07SG
			G $\frac{1}{2}$	181 344	FRC-M2-G $\frac{1}{2}$ -C07SG	181 358	FRC-M2-G $\frac{1}{2}$ -E07SG
	3		Gy	181 456	FRC-M3-G $\frac{3}{8}$ -C07SG	181 470	FRC-M3-G $\frac{3}{8}$ -E07SG
			G $\frac{1}{2}$	181 568	FRC-M3-G $\frac{1}{2}$ -C07SG	181 582	FRC-M3-G $\frac{1}{2}$ -E07SG
			G $\frac{3}{4}$	181 680	FRC-M3-G $\frac{3}{4}$ -C07SG	181 694	FRC-M3-G $\frac{3}{4}$ -E07SG

Pressure regulation range 0 ... 10 bar, with pressure gauge							
	Condensate drain	Size	Connection	Grade of filtration 5 µm		Grade of filtration 40 µm	
				Part No.	Type	Part No.	Type
Filter regulator, lubricator							
	Manual, by turning	1	G $\frac{1}{8}$	180 927	FRC-M1-G $\frac{1}{8}$ -C10RG	180 939	FRC-M1-G $\frac{1}{8}$ -E10RG
			G $\frac{1}{4}$	181 023	FRC-M1-G $\frac{1}{4}$ -C10RG	181 035	FRC-M1-G $\frac{1}{4}$ -E10RG
		2	G $\frac{1}{4}$	181 123	FRC-M2-G $\frac{1}{4}$ -C10RG	181 137	FRC-M2-G $\frac{1}{4}$ -E10RG
			G $\frac{3}{8}$	181 235	FRC-M2-G $\frac{3}{8}$ -C10RG	181 249	FRC-M2-G $\frac{3}{8}$ -E10RG
			G $\frac{1}{2}$	181 347	FRC-M2-G $\frac{1}{2}$ -C10RG	181 361	FRC-M2-G $\frac{1}{2}$ -E10RG
		3	G $\frac{3}{8}$	181 459	FRC-M3-G $\frac{3}{8}$ -C10RG	181 473	FRC-M3-G $\frac{3}{8}$ -E10RG
			G $\frac{1}{2}$	181 571	FRC-M3-G $\frac{1}{2}$ -C10RG	181 585	FRC-M3-G $\frac{1}{2}$ -E10RG
			G $\frac{3}{4}$	181 683	FRC-M3-G $\frac{3}{4}$ -C10RG	181 697	FRC-M3-G $\frac{3}{4}$ -E10RG
		Fully automatic	1	G $\frac{1}{8}$	180 928	FRC-M1-G $\frac{1}{8}$ -C10SG	180 940
	G $\frac{1}{4}$			181 024	FRC-M1-G $\frac{1}{4}$ -C10SG	181 036	FRC-M1-G $\frac{1}{4}$ -E10SG
	2		G $\frac{1}{4}$	181 124	FRC-M2-G $\frac{1}{4}$ -C10SG	181 138	FRC-M2-G $\frac{1}{4}$ -E10SG
			G $\frac{3}{8}$	181 236	FRC-M2-G $\frac{3}{8}$ -C10SG	181 250	FRC-M2-G $\frac{3}{8}$ -E10SG
			G $\frac{1}{2}$	181 348	FRC-M2-G $\frac{1}{2}$ -C10SG	181 362	FRC-M2-G $\frac{1}{2}$ -E10SG
	3		Gy	181 460	FRC-M3-G $\frac{3}{8}$ -C10SG	181 474	FRC-M3-G $\frac{3}{8}$ -E10SG
			G $\frac{1}{2}$	181 572	FRC-M3-G $\frac{1}{2}$ -C10SG	181 586	FRC-M3-G $\frac{1}{2}$ -E10SG
			G $\frac{3}{4}$	181 684	FRC-M3-G $\frac{3}{4}$ -C10SG	181 698	FRC-M3-G $\frac{3}{4}$ -E10SG

Service unit combinations FRC, M series

Ordering data

Pressure regulation range 0 ... 10 bar, with pressure gauge						
	Condensate drain	Size	Connection	Grade of filtration 40 µm		
				Part No.	Type	
Filter regulator, branching module, lubricator						
	Manual, by turning	1	G1/8	184 419	FRC-M1-G1/8-KA00	
		2	G1/4	184 425	FRC-M2-G1/4-KA00	
			G3/8	184 435	FRC-M2-G3/8-KA00	
	3	G1/2	184 445	FRC-M3-G1/2-KA00		
		Fully automatic	1	G1/8	184 420	FRC-M1-G1/8-KA01
			2	G1/4	184 426	FRC-M2-G1/4-KA01
G3/8	184 436			FRC-M2-G3/8-KA01		
3	G1/2	184 446	FRC-M3-G1/2-KA01			
Filter regulator, branching module, pressure switch without plug socket, lubricator						
	Manual, by turning	1	G1/8	184 421	FRC-M1-G1/8-KB00	
		2	G1/4	184 427	FRC-M2-G1/4-KB00	
			G3/8	184 437	FRC-M2-G3/8-KB00	
	3	G1/2	184 447	FRC-M3-G1/2-KB00		
		Fully automatic	1	G1/8	184 422	FRC-M1-G1/8-KB01
			2	G1/4	184 428	FRC-M2-G1/4-KB01
G3/8	184 438			FRC-M2-G3/8-KB01		
3	G1/2	184 448	FRC-M3-G1/2-KB01			
Manual on-off valve, filter regulator, branching module, pressure switch without plug socket, lubricator						
	Manual, by turning	1	G1/8	184 423	FRC-M1-G1/8-KC00	
		2	G1/4	184 429	FRC-M2-G1/4-KC00	
			G3/8	184 439	FRC-M2-G3/8-KC00	
	3	G1/2	184 449	FRC-M3-G1/2-KC00		
		Fully automatic	1	G1/8	184 424	FRC-M1-G1/8-KC01
			2	G1/4	184 430	FRC-M2-G1/4-KC01
G3/8	184 440			FRC-M2-G3/8-KC01		
3	G1/2	184 450	FRC-M3-G1/2-KC01			
Filter regulator, lubricator, soft-start valve with solenoid coil 24 V DC without plug socket						
	Manual, by turning	2	G1/4	184 431	FRC-M2-G1/4-KE00	
			G3/8	184 441	FRC-M2-G3/8-KE00	
		3	G1/2	184 451	FRC-M3-G1/2-KE00	
	Fully automatic	2	G1/4	184 432	FRC-M2-G1/4-KE01	
			G3/8	184 442	FRC-M2-G3/8-KE01	
		3	G1/2	184 452	FRC-M3-G1/2-KE01	
Manual on-off valve, filter regulator, lubricator, soft-start valve with solenoid coil 24 V DC without plug socket, branching module						
Pressure switch without plug socket						
	Manual, by turning	2	G1/4	184 433	FRC-M2-G1/4-KF00	
			G3/8	184 443	FRC-M2-G3/8-KF00	
		3	G1/2	184 453	FRC-M3-G1/2-KF00	
	Fully automatic	2	G1/4	184 434	FRC-M2-G1/4-KF01	
			G3/8	184 444	FRC-M2-G3/8-KF01	
		3	G1/2	184 454	FRC-M3-G1/2-KF01	

 Type discontinued
Available up until 2005

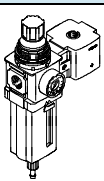
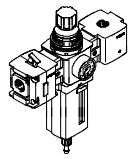
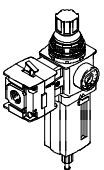
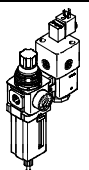
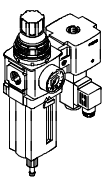
FESTO

Service unit combinations LFR, M series

Ordering data

M series service units
Service units

3.1

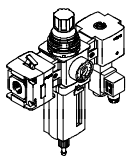
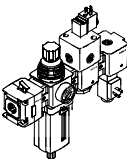
Pressure regulation range 0 ... 10 bar, with pressure gauge						
	Condensate drain	Size	Connection	Grade of filtration 40 µm		
				Part No.	Type	
Filter regulator, branching module						
	Manual, by turning	1	G $\frac{1}{8}$	184 367	LFR-M1-G $\frac{1}{8}$ -KA00	
		2	G $\frac{1}{4}$	184 377	LFR-M2-G $\frac{1}{4}$ -KA00	
			G $\frac{3}{8}$	184 391	LFR-M2-G $\frac{3}{8}$ -KA00	
	3	G $\frac{1}{2}$	184 405	LFR-M3-G $\frac{1}{2}$ -KA00		
		Fully automatic	1	G $\frac{1}{8}$	184 368	LFR-M1-G $\frac{1}{8}$ -KA01
			2	G $\frac{1}{4}$	184 378	LFR-M2-G $\frac{1}{4}$ -KA01
	G $\frac{3}{8}$			184 392	LFR-M2-G $\frac{3}{8}$ -KA01	
	3	G $\frac{1}{2}$	184 406	LFR-M3-G $\frac{1}{2}$ -KA01		
	Manual on-off valve, filter regulator, branching module					
	Manual, by turning	1	G $\frac{1}{8}$	184 369	LFR-M1-G $\frac{1}{8}$ -KB00	
		2	G $\frac{1}{4}$	184 379	LFR-M2-G $\frac{1}{4}$ -KB00	
			G $\frac{3}{8}$	184 393	LFR-M2-G $\frac{3}{8}$ -KB00	
	3	G $\frac{1}{2}$	184 407	LFR-M3-G $\frac{1}{2}$ -KB00		
		Fully automatic	1	G $\frac{1}{8}$	184 370	LFR-M1-G $\frac{1}{8}$ -KB01
			2	G $\frac{1}{4}$	184 380	LFR-M2-G $\frac{1}{4}$ -KB01
	G $\frac{3}{8}$			184 394	LFR-M2-G $\frac{3}{8}$ -KB01	
	3	G $\frac{1}{2}$	184 408	LFR-M3-G $\frac{1}{2}$ -KB01		
	Manual on-off valve, filter regulator					
	Manual, by turning	1	G $\frac{1}{8}$	184 371	LFR-M1-G $\frac{1}{8}$ -KC00	
		2	G $\frac{1}{4}$	184 381	LFR-M2-G $\frac{1}{4}$ -KC00	
			G $\frac{3}{8}$	184 395	LFR-M2-G $\frac{3}{8}$ -KC00	
	3	G $\frac{1}{2}$	184 409	LFR-M3-G $\frac{1}{2}$ -KC00		
		Fully automatic	1	G $\frac{1}{8}$	184 372	LFR-M1-G $\frac{1}{8}$ -KC01
			2	G $\frac{1}{4}$	184 382	LFR-M2-G $\frac{1}{4}$ -KC01
	G $\frac{3}{8}$			184 396	LFR-M2-G $\frac{3}{8}$ -KC01	
	3	G $\frac{1}{2}$	184 410	LFR-M3-G $\frac{1}{2}$ -KC01		
	Filter regulator, soft-start valve with solenoid coil 24 V DC without plug socket					
	Manual, by turning	2	G $\frac{1}{4}$	184 383	LFR-M2-G $\frac{1}{4}$ -KD00	
			G $\frac{3}{8}$	184 397	LFR-M2-G $\frac{3}{8}$ -KD00	
		3	G $\frac{1}{2}$	184 411	LFR-M3-G $\frac{1}{2}$ -KD00	
	Fully automatic	2	G $\frac{1}{4}$	184 384	LFR-M2-G $\frac{1}{4}$ -KD01	
			G $\frac{3}{8}$	184 398	LFR-M2-G $\frac{3}{8}$ -KD01	
		3	G $\frac{1}{2}$	184 412	LFR-M3-G $\frac{1}{2}$ -KD01	
Filter regulator, branching module, pressure switch without plug socket						
	Manual, by turning	1	G $\frac{1}{8}$	184 373	LFR-M1-G $\frac{1}{8}$ -KE00	
		2	G $\frac{1}{4}$	184 385	LFR-M2-G $\frac{1}{4}$ -KE00	
			G $\frac{3}{8}$	184 399	LFR-M2-G $\frac{3}{8}$ -KE00	
	3	G $\frac{1}{2}$	184 413	LFR-M3-G $\frac{1}{2}$ -KE00		
		Fully automatic	1	G $\frac{1}{8}$	184 374	LFR-M1-G $\frac{1}{8}$ -KE01
			2	G $\frac{1}{4}$	184 386	LFR-M2-G $\frac{1}{4}$ -KE01
	G $\frac{3}{8}$			184 400	LFR-M2-G $\frac{3}{8}$ -KE01	
	3	G $\frac{1}{2}$	184 414	LFR-M3-G $\frac{1}{2}$ -KE01		

- I - Type discontinued
Available up until 2005

FESTO


Service unit combinations LFR, M series

Ordering data

Pressure regulation range 0 ... 10 bar, with pressure gauge					
	Condensate drain	Size	Connection	Grade of filtration 40 µm	
				Part No.	Type
Manual on-off valve, filter regulator, branching module, pressure switch without plug socket					
	Manual, by turning	1	G1/8	184 375	LFR-M1-G1/8-KF00
		2	G1/4	184 387	LFR-M2-G1/4-KF00
			G3/8	184 401	LFR-M2-G3/8-KF00
		3	G1/2	184 415	LFR-M3-G1/2-KF00
	Fully automatic	1	G1/8	184 376	LFR-M1-G1/8-KF01
		2	G1/4	184 388	LFR-M2-G1/4-KF01
			G3/8	184 402	LFR-M2-G3/8-KF01
		3	G1/2	184 416	LFR-M3-G1/2-KF01
		Manual on-off valve, filter regulator, soft-start valve with solenoid coil 24 V DC without plug socket, branching module			
Pressure switch without plug socket					
	Manual, by turning	2	G1/4	184 389	LFR-M2-G1/4-KG00
			G3/8	184 403	LFR-M2-G3/8-KG00
		3	G1/2	184 417	LFR-M3-G1/2-KG00
	Fully automatic	2	G1/4	184 390	LFR-M2-G1/4-KG01
			G3/8	184 404	LFR-M2-G3/8-KG01
		3	G1/2	184 418	LFR-M3-G1/2-KG01

M series service units
 Service units

3.1


 Type discontinued
Available up until 2005


FESTO

Filter regulators LFR, M series

Ordering data

M series service units
Filter regulators

Pressure regulation range 0 ... 7 bar, with pressure gauge								
	Condensate drain	Size	Connection	Grade of filtration 5 µm		Grade of filtration 40 µm		
				Part No.	Type	Part No.	Type	
	Manual, by turning	1	G $\frac{1}{8}$	179 195	LFR-M1-G $\frac{1}{8}$ -C07RG	179 207	LFR-M1-G $\frac{1}{8}$ -E07RG	
			G $\frac{1}{4}$	179 291	LFR-M1-G $\frac{1}{4}$ -C07RG	179 303	LFR-M1-G $\frac{1}{4}$ -E07RG	
		2	G $\frac{1}{4}$	179 391	LFR-M2-G $\frac{1}{4}$ -C07RG	179 405	LFR-M2-G $\frac{1}{4}$ -E07RG	
			G $\frac{3}{8}$	179 503	LFR-M2-G $\frac{3}{8}$ -C07RG	179 517	LFR-M2-G $\frac{3}{8}$ -E07RG	
			G $\frac{1}{2}$	179 615	LFR-M2-G $\frac{1}{2}$ -C07RG	179 629	LFR-M2-G $\frac{1}{2}$ -E07RG	
		3	G $\frac{3}{8}$	179 727	LFR-M3-G $\frac{3}{8}$ -C07RG	179 741	LFR-M3-G $\frac{3}{8}$ -E07RG	
			G $\frac{1}{2}$	179 839	LFR-M3-G $\frac{1}{2}$ -C07RG	179 853	LFR-M3-G $\frac{1}{2}$ -E07RG	
			G $\frac{3}{4}$	179 951	LFR-M3-G $\frac{3}{4}$ -C07RG	179 965	LFR-M3-G $\frac{3}{4}$ -E07RG	
		Fully automatic	1	G $\frac{1}{8}$	179 196	LFR-M1-G $\frac{1}{8}$ -C07SG	179 208	LFR-M1-G $\frac{1}{8}$ -E07SG
				G $\frac{1}{4}$	179 292	LFR-M1-G $\frac{1}{4}$ -C07SG	179 304	LFR-M1-G $\frac{1}{4}$ -E07SG
	2		G $\frac{1}{4}$	179 392	LFR-M2-G $\frac{1}{4}$ -C07SG	179 406	LFR-M2-G $\frac{1}{4}$ -E07SG	
			G $\frac{3}{8}$	179 504	LFR-M2-G $\frac{3}{8}$ -C07SG	179 518	LFR-M2-G $\frac{3}{8}$ -E07SG	
			G $\frac{1}{2}$	179 616	LFR-M2-G $\frac{1}{2}$ -C07SG	179 630	LFR-M2-G $\frac{1}{2}$ -E07SG	
	3		G $\frac{3}{8}$	179 728	LFR-M3-G $\frac{3}{8}$ -C07SG	179 742	LFR-M3-G $\frac{3}{8}$ -E07SG	
			G $\frac{1}{2}$	179 840	LFR-M3-G $\frac{1}{2}$ -C07SG	179 854	LFR-M3-G $\frac{1}{2}$ -E07SG	
			G $\frac{3}{4}$	179 952	LFR-M3-G $\frac{3}{4}$ -C07SG	179 966	LFR-M3-G $\frac{3}{4}$ -E07SG	

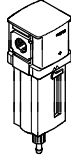
Pressure regulation range 0 ... 10 bar, with pressure gauge								
	Condensate drain	Size	Connection	Grade of filtration 5 µm		Grade of filtration 40 µm		
				Part No.	Type	Part No.	Type	
	Manual, by turning	1	G $\frac{1}{8}$	179 199	LFR-M1-G $\frac{1}{8}$ -C10RG	179 211	LFR-M1-G $\frac{1}{8}$ -E10RG	
			G $\frac{1}{4}$	179 295	LFR-M1-G $\frac{1}{4}$ -C10RG	179 307	LFR-M1-G $\frac{1}{4}$ -E10RG	
		2	G $\frac{1}{4}$	179 395	LFR-M2-G $\frac{1}{4}$ -C10RG	179 409	LFR-M2-G $\frac{1}{4}$ -E10RG	
			G $\frac{3}{8}$	179 507	LFR-M2-G $\frac{3}{8}$ -C10RG	179 521	LFR-M2-G $\frac{3}{8}$ -E10RG	
			G $\frac{1}{2}$	179 619	LFR-M2-G $\frac{1}{2}$ -C10RG	179 633	LFR-M2-G $\frac{1}{2}$ -E10RG	
		3	G $\frac{3}{8}$	179 731	LFR-M3-G $\frac{3}{8}$ -C10RG	179 745	LFR-M3-G $\frac{3}{8}$ -E10RG	
			G $\frac{1}{2}$	179 843	LFR-M3-G $\frac{1}{2}$ -C10RG	179 857	LFR-M3-G $\frac{1}{2}$ -E10RG	
			G $\frac{3}{4}$	179 955	LFR-M3-G $\frac{3}{4}$ -C10RG	179 969	LFR-M3-G $\frac{3}{4}$ -E10RG	
		Fully automatic	1	G $\frac{1}{8}$	179 200	LFR-M1-G $\frac{1}{8}$ -C10SG	179 212	LFR-M1-G $\frac{1}{8}$ -E10SG
				G $\frac{1}{4}$	179 296	LFR-M1-G $\frac{1}{4}$ -C10SG	179 308	LFR-M1-G $\frac{1}{4}$ -E10SG
	2		G $\frac{1}{4}$	179 396	LFR-M2-G $\frac{1}{4}$ -C10SG	179 410	LFR-M2-G $\frac{1}{4}$ -E10SG	
			G $\frac{3}{8}$	179 508	LFR-M2-G $\frac{3}{8}$ -C10SG	179 522	LFR-M2-G $\frac{3}{8}$ -E10SG	
			G $\frac{1}{2}$	179 620	LFR-M2-G $\frac{1}{2}$ -C10SG	179 634	LFR-M2-G $\frac{1}{2}$ -E10SG	
	3		G $\frac{3}{8}$	179 732	LFR-M3-G $\frac{3}{8}$ -C10SG	179 746	LFR-M3-G $\frac{3}{8}$ -E10SG	
			G $\frac{1}{2}$	179 844	LFR-M3-G $\frac{1}{2}$ -C10SG	179 858	LFR-M3-G $\frac{1}{2}$ -E10SG	
			G $\frac{3}{4}$	179 956	LFR-M3-G $\frac{3}{4}$ -C10SG	179 970	LFR-M3-G $\frac{3}{4}$ -E10SG	

- 1 - Type discontinued
Available up until 2005

FESTO

Filters LF, M series

Ordering data

Supply pressure 0 ... 12 bar								
	Condensate drain	Size	Connection	Grade of filtration 5 µm		Grade of filtration 40 µm		
				Part No.	Type	Part No.	Type	
	Manual, by turning	1	G $\frac{1}{8}$	182 623	LF-M1-G $\frac{1}{8}$ -CR	182 627	LF-M1-G $\frac{1}{8}$ -ER	
			G $\frac{1}{4}$	182 631	LF-M1-G $\frac{1}{4}$ -CR	182 635	LF-M1-G $\frac{1}{4}$ -ER	
		2	G $\frac{1}{4}$	182 639	LF-M2-G $\frac{1}{4}$ -CR	182 643	LF-M2-G $\frac{1}{4}$ -ER	
			G $\frac{3}{8}$	182 647	LF-M2-G $\frac{3}{8}$ -CR	182 651	LF-M2-G $\frac{3}{8}$ -ER	
			G $\frac{1}{2}$	182 655	LF-M2-G $\frac{1}{2}$ -CR	182 659	LF-M2-G $\frac{1}{2}$ -ER	
		3	G $\frac{3}{8}$	182 663	LF-M3-G $\frac{3}{8}$ -CR	182 667	LF-M3-G $\frac{3}{8}$ -ER	
			G $\frac{1}{2}$	182 671	LF-M3-G $\frac{1}{2}$ -CR	182 675	LF-M3-G $\frac{1}{2}$ -ER	
			G $\frac{3}{4}$	182 679	LF-M3-G $\frac{3}{4}$ -CR	182 683	LF-M3-G $\frac{3}{4}$ -ER	
		Fully automatic	1	G $\frac{1}{8}$	182 624	LF-M1-G $\frac{1}{8}$ -CS	182 628	LF-M1-G $\frac{1}{8}$ -ES
				G $\frac{1}{4}$	182 632	LF-M1-G $\frac{1}{4}$ -CS	182 636	LF-M1-G $\frac{1}{4}$ -ES
			2	G $\frac{1}{4}$	182 640	LF-M2-G $\frac{1}{4}$ -CS	182 644	LF-M2-G $\frac{1}{4}$ -ES
				G $\frac{3}{8}$	182 648	LF-M2-G $\frac{3}{8}$ -CS	182 652	LF-M2-G $\frac{3}{8}$ -ES
	G $\frac{1}{2}$			182 656	LF-M2-G $\frac{1}{2}$ -CS	182 660	LF-M2-G $\frac{1}{2}$ -ES	
	3		G $\frac{3}{8}$	182 664	LF-M3-G $\frac{3}{8}$ -CS	182 668	LF-M3-G $\frac{3}{8}$ -ES	
			G $\frac{1}{2}$	182 672	LF-M3-G $\frac{1}{2}$ -CS	182 676	LF-M3-G $\frac{1}{2}$ -ES	
			G $\frac{3}{4}$	182 680	LF-M3-G $\frac{3}{4}$ -CS	182 684	LF-M3-G $\frac{3}{4}$ -ES	

M series service units
Filter

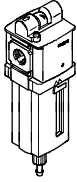
3.3

- 1 - Type discontinued
Available up until 2005

FESTO

Fine and micro filters LFM, M series

Ordering data

Supply pressure 0 ... 12 bar, with differential pressure indicator ¹⁾								
	Condensate drain	Size	Connection	Grade of filtration 0.01 µm		Grade of filtration 1 µm		
				Part No.	Type	Part No.	Type	
	Manual, by turning	1	G1/4	183 769	LFM-M1-G1/4-AR	182 751	LFM-M1-G1/4-BR	
			2	G1/4	182 755	LFM-M2-G1/4-AR	182 759	LFM-M2-G1/4-BR
				G3/8	182 767	LFM-M2-G3/8-AR	182 771	LFM-M2-G3/8-BR
		G1/2		182 779	LFM-M2-G1/2-AR	182 783	LFM-M2-G1/2-BR	
		3		G3/8	182 791	LFM-M3-G3/8-AR	182 795	LFM-M3-G3/8-BR
			G1/2	182 803	LFM-M3-G1/2-AR	182 807	LFM-M3-G1/2-BR	
			G3/4	182 815	LFM-M3-G3/4-AR	182 819	LFM-M3-G3/4-BR	
		Fully automatic	1	G1/4	183 770	LFM-M1-G1/4-AS	182 752	LFM-M1-G1/4-BS
				2	G1/4	182 756	LFM-M2-G1/4-AS	182 760
	G3/8		182 768		LFM-M2-G3/8-AS	182 772	LFM-M2-G3/8-BS	
	G1/2		182 780		LFM-M2-G1/2-AS	182 784	LFM-M2-G1/2-BS	
	3		G3/8	182 792	LFM-M3-G3/8-AS	182 796	LFM-M3-G3/8-BS	
			G1/2	182 804	LFM-M3-G1/2-AS	182 808	LFM-M3-G1/2-BS	
			G3/4	182 816	LFM-M3-G3/4-AS	182 820	LFM-M3-G3/4-BS	

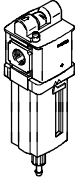
1) Differential pressure indicator for sizes 2 and 3 only

- I - Type discontinued
Available up until 2005


FESTO

Active carbon filters LFM, M series

Ordering data

Supply pressure 0 ... 12 bar, with differential pressure indicator ¹⁾					
	Condensate drain	Size	Connection	Filter efficiency 99.9999%	
				Part No.	Type
	Manual, by turning	1	G1/4	183 773	LFM-M1-G1/4-XR
			2	G1/4	182 763
		G3/8		182 775	LFM-M2-G3/8-XR
		G1/2		182 787	LFM-M2-G1/2-XR
		3	G3/8	182 799	LFM-M3-G3/8-XR
			G1/2	182 811	LFM-M3-G1/2-XR
			G3/4	182 823	LFM-M3-G3/4-XR

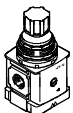
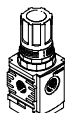
1) Differential pressure indicator for sizes 2 and 3 only

 Type discontinued
Available up until 2005

FESTO

Pressure regulators LR/LRB, M series

Ordering data


Individual unit							
	Size	Connection	Pressure regulation range 0... 7 bar		Pressure regulation range 0... 10 bar		
			Part No.	Type	Part No.	Type	
	With pressure gauge						
	1	G $\frac{1}{8}$	178 696	LR-M1-G $\frac{1}{8}$ -07G	178 704	LR-M1-G $\frac{1}{8}$ -10G	
		G $\frac{1}{4}$	178 720	LR-M1-G $\frac{1}{4}$ -07G	178 728	LR-M1-G $\frac{1}{4}$ -10G	
	2	G $\frac{1}{4}$	178 744	LR-M2-G $\frac{1}{4}$ -07G	178 752	LR-M2-G $\frac{1}{4}$ -10G	
		G $\frac{3}{8}$	178 776	LR-M2-G $\frac{3}{8}$ -07G	178 784	LR-M2-G $\frac{3}{8}$ -10G	
		G $\frac{1}{2}$	178 808	LR-M2-G $\frac{1}{2}$ -07G	178 816	LR-M2-G $\frac{1}{2}$ -10G	
	3	G $\frac{3}{8}$	178 840	LR-M3-G $\frac{3}{8}$ -07G	178 848	LR-M3-G $\frac{3}{8}$ -10G	
		G $\frac{1}{2}$	178 872	LR-M3-G $\frac{1}{2}$ -07G	178 880	LR-M3-G $\frac{1}{2}$ -10G	
		G $\frac{3}{4}$	178 904	LR-M3-G $\frac{3}{4}$ -07G	178 912	LR-M3-G $\frac{3}{4}$ -10G	
	Without pressure gauge						
	1	G $\frac{1}{8}$	178 695	LR-M1-G $\frac{1}{8}$ -07	178 703	LR-M1-G $\frac{1}{8}$ -10	
		G $\frac{1}{4}$	178 719	LR-M1-G $\frac{1}{4}$ -07	178 727	LR-M1-G $\frac{1}{4}$ -10	
	2	G $\frac{1}{4}$	178 743	LR-M2-G $\frac{1}{4}$ -07	178 751	LR-M2-G $\frac{1}{4}$ -10	
		G $\frac{3}{8}$	178 775	LR-M2-G $\frac{3}{8}$ -07	178 783	LR-M2-G $\frac{3}{8}$ -10	
		G $\frac{1}{2}$	178 807	LR-M2-G $\frac{1}{2}$ -07	178 815	LR-M2-G $\frac{1}{2}$ -10	
	3	G $\frac{3}{8}$	178 839	LR-M3-G $\frac{3}{8}$ -07	178 847	LR-M3-G $\frac{3}{8}$ -10	
		G $\frac{1}{2}$	178 871	LR-M3-G $\frac{1}{2}$ -07	178 879	LR-M3-G $\frac{1}{2}$ -10	
		G $\frac{3}{4}$	178 903	LR-M3-G $\frac{3}{4}$ -07	178 911	LR-M3-G $\frac{3}{4}$ -10	
For manifold assembly with through air supply							
	Size	Connection	Pressure regulation range 0... 7 bar		Pressure regulation range 0... 10 bar		
			Part No.	Type	Part No.	Type	
	Without pressure gauge						
	1	G $\frac{1}{4}$	182 937	LRB-M1-G $\frac{1}{4}$ -07	182 938	LRB-M1-G $\frac{1}{4}$ -10	
	2	G $\frac{1}{2}$	182 943	LRB-M2-G $\frac{1}{2}$ -07	182 944	LRB-M2-G $\frac{1}{2}$ -10	


- 1 - Type discontinued
Available up until 2005

FESTO

Lubricators LOE, M series

Ordering data

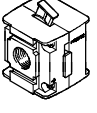
Supply pressure 0 ... 12 bar				
	Size	Connection	Part No.	Type
	1	G $\frac{1}{8}$	182 904	LOE-M1-G $\frac{1}{8}$ -P
		G $\frac{1}{4}$	182 906	LOE-M1-G $\frac{1}{4}$ -P
	2	G $\frac{1}{4}$	182 908	LOE-M2-G $\frac{1}{4}$ -P
		G $\frac{3}{8}$	182 910	LOE-M2-G $\frac{3}{8}$ -P
		G $\frac{1}{2}$	182 912	LOE-M2-G $\frac{1}{2}$ -P
	3	G $\frac{3}{8}$	182 914	LOE-M3-G $\frac{3}{8}$ -P
		G $\frac{1}{2}$	182 916	LOE-M3-G $\frac{1}{2}$ -P
		G $\frac{3}{4}$	182 918	LOE-M3-G $\frac{3}{4}$ -P


 Type discontinued
Available up until 2005

Manual on-off valves HEA/HEB, M series

Ordering data

FESTO


Manually operated						
	Size	Connection	Operating pressure 0 ... 12 bar			
			Direction of flow from left to right		Direction of flow from right to left	
			Part No.	Type	Part No.	Type
	1	G $\frac{1}{8}$	183 001	HEA-M1-G $\frac{1}{8}$	-	-
		G $\frac{1}{4}$	183 002	HEA-M1-G $\frac{1}{4}$	-	-
	2	G $\frac{1}{4}$	183 003	HEA-M2-G $\frac{1}{4}$	183 009	HEB-M2-G $\frac{1}{4}$
		G $\frac{3}{8}$	183 004	HEA-M2-G $\frac{3}{8}$	183 010	HEB-M2-G $\frac{3}{8}$
		G $\frac{1}{2}$	183 005	HEA-M2-G $\frac{1}{2}$	183 011	HEB-M2-G $\frac{1}{2}$
	3	G $\frac{3}{8}$	183 006	HEA-M3-G $\frac{3}{8}$	183 012	HEB-M3-G $\frac{3}{8}$
		G $\frac{1}{2}$	183 007	HEA-M3-G $\frac{1}{2}$	183 013	HEB-M3-G $\frac{1}{2}$
		G $\frac{3}{4}$	183 008	HEA-M3-G $\frac{3}{4}$	183 014	HEB-M3-G $\frac{3}{4}$


 Type discontinued
Available up until 2005

FESTO

Soft-start valves HEL/HEM/HEMS, M series

Ordering data

Pneumatically actuated				
	Size	Connection	Operating pressure 2 ... 16	
			Part No.	Type
	2	G $\frac{1}{4}$	183 015	HEL-M2-G $\frac{1}{4}$ -16000
		G $\frac{3}{8}$	183 016	HEL-M2-G $\frac{3}{8}$ -16000
		G $\frac{1}{2}$	183 017	HEL-M2-G $\frac{1}{2}$ -16000
	3	G $\frac{3}{8}$	183 018	HEL-M3-G $\frac{3}{8}$ -16000
		G $\frac{1}{2}$	183 019	HEL-M3-G $\frac{1}{2}$ -16000
		G $\frac{3}{4}$	183 020	HEL-M3-G $\frac{3}{4}$ -16000

Electrically actuated							
	Size	Connection	Operating pressure 2 ... 10 bar With manual override		Operating pressure 2 ... 16 bar Without manual override		
			Part No.	Type	Part No.	Type	
	24 V DC						
	2	G $\frac{1}{4}$	183 039	HEM-M2-G $\frac{1}{4}$ -10024	193 701	HEMS-M2-G $\frac{1}{4}$ -16024	
		G $\frac{3}{8}$	183 042	HEM-M2-G $\frac{3}{8}$ -10024	193 704	HEMS-M2-G $\frac{3}{8}$ -16024	
		G $\frac{1}{2}$	183 045	HEM-M2-G $\frac{1}{2}$ -10024	193 707	HEMS-M2-G $\frac{1}{2}$ -16024	
	3	G $\frac{3}{8}$	183 048	HEM-M3-G $\frac{3}{8}$ -10024	193 710	HEMS-M3-G $\frac{3}{8}$ -16024	
		G $\frac{1}{2}$	183 051	HEM-M3-G $\frac{1}{2}$ -10024	193 713	HEMS-M3-G $\frac{1}{2}$ -16024	
		G $\frac{3}{4}$	183 054	HEM-M3-G $\frac{3}{4}$ -10024	193 716	HEMS-M3-G $\frac{3}{4}$ -16024	
	110 V DC						
	2	G $\frac{1}{4}$	183 040	HEM-M2-G $\frac{1}{4}$ -10110	193 702	HEMS-M2-G $\frac{1}{4}$ -16110	
		G $\frac{3}{8}$	183 043	HEM-M2-G $\frac{3}{8}$ -10110	193 705	HEMS-M2-G $\frac{3}{8}$ -16110	
		G $\frac{1}{2}$	183 046	HEM-M2-G $\frac{1}{2}$ -10110	193 708	HEMS-M2-G $\frac{1}{2}$ -16110	
	3	G $\frac{3}{8}$	183 049	HEM-M3-G $\frac{3}{8}$ -10110	193 711	HEMS-M3-G $\frac{3}{8}$ -16110	
		G $\frac{1}{2}$	183 052	HEM-M3-G $\frac{1}{2}$ -10110	193 714	HEMS-M3-G $\frac{1}{2}$ -16110	
		G $\frac{3}{4}$	183 055	HEM-M3-G $\frac{3}{4}$ -10110	193 717	HEMS-M3-G $\frac{3}{4}$ -16110	
	230 V AC						
	2	G $\frac{1}{4}$	183 041	HEM-M2-G $\frac{1}{4}$ -10230	193 703	HEMS-M2-G $\frac{1}{4}$ -16230	
		G $\frac{3}{8}$	183 044	HEM-M2-G $\frac{3}{8}$ -10230	193 706	HEMS-M2-G $\frac{3}{8}$ -16230	
		G $\frac{1}{2}$	183 047	HEM-M2-G $\frac{1}{2}$ -10230	193 709	HEMS-M2-G $\frac{1}{2}$ -16230	
	3	G $\frac{3}{8}$	183 050	HEM-M3-G $\frac{3}{8}$ -10230	193 712	HEMS-M3-G $\frac{3}{8}$ -16230	
		G $\frac{1}{2}$	183 053	HEM-M3-G $\frac{1}{2}$ -10230	193 715	HEMS-M3-G $\frac{1}{2}$ -16230	
		G $\frac{3}{4}$	183 056	HEM-M3-G $\frac{3}{4}$ -10230	193 718	HEMS-M3-G $\frac{3}{4}$ -16230	

M series service units
Start-up and exhaust valves


3.6


- 1 - Type discontinued
Available up until 2005

FESTO

Membrane air dryers LD, M series

Ordering data


Supply pressure 4 ... 10 bar							
	Size	Connection	Cartridge size	Pressure dew point –20 °C		Pressure dew point –40 °C	
				Part No.	Type	Part No.	Type
	3	G1/2	1	183 754	LD-M3-G1/2-ECO-1	183 753	LD-M3-G1/2-STD-1
			2	183 756	LD-M3-G1/2-ECO-2	183 755	LD-M3-G1/2-STD-2
			3	183 758	LD-M3-G1/2-ECO-3	183 757	LD-M3-G1/2-STD-3
			4	183 760	LD-M3-G1/2-ECO-4	183 759	LD-M3-G1/2-STD-4


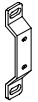


 Type discontinued
Available up until 2005


FESTO


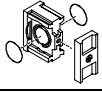
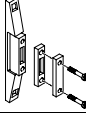
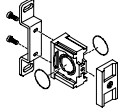
Accessories, M series


Ordering data

Branching module				
Designation	Size	Connection	Part No.	Type
	1	G $\frac{1}{4}$	182 965	FRM-M1-G $\frac{1}{4}$
	2	G $\frac{1}{2}$	182 971	FRM-M2-G $\frac{1}{2}$
	3	G $\frac{3}{4}$	182 977	FRM-M3-G $\frac{3}{4}$

Mounting bracket				
	For function unit	Size	For connection	Part No. Type
	LFR, LF, LFM, LOE	1	G $\frac{1}{8}$, G $\frac{1}{4}$	183 865 HWF-M1
	All function units	2/3	G $\frac{1}{4}$, G $\frac{3}{8}$, G $\frac{1}{2}$, G $\frac{3}{4}$	183 871 HW-M2/M3
	LFR, LR, LRB	1	G $\frac{1}{8}$, G $\frac{1}{4}$	183 868 HWR-M1
		2	G $\frac{1}{4}$, G $\frac{3}{8}$, G $\frac{1}{2}$	183 869 HWR-M2
	LFR, LR	3	G $\frac{3}{8}$, G $\frac{1}{2}$, G $\frac{3}{4}$	183 870 HWR-M3

Knurled nut				
	For function unit	Size	For connection	Part No. Type
	LR, LRB	1	G $\frac{1}{8}$, G $\frac{1}{4}$	183 925 HMR-M1-ALU
		2	G $\frac{1}{4}$, G $\frac{3}{8}$, G $\frac{1}{2}$	183 926 HMR-M2-ALU
	LR	3	G $\frac{3}{8}$, G $\frac{1}{2}$, G $\frac{3}{4}$	183 927 HMR-M3-ALU

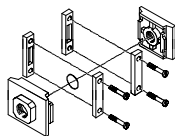
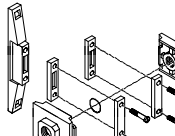
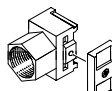
Connector				
	For function unit	Size	For connection	Part No. Type
	All function units	1	G $\frac{1}{8}$, G $\frac{1}{4}$	183 872 LV-M1
	All function units	2/3	G $\frac{1}{4}$, G $\frac{3}{8}$, G $\frac{1}{2}$, G $\frac{3}{4}$	183 873 LV-M2/M3
	All function units	1	G $\frac{1}{8}$, G $\frac{1}{4}$	183 874 LVH-M1
	All function units	2/3	G $\frac{1}{4}$, G $\frac{3}{8}$, G $\frac{1}{2}$, G $\frac{3}{4}$	183 875 LVH-M2/M3


 Type discontinued
Available up until 2005


Accessories, M series


Ordering data


FESTO

Pipe connector					
Designation	For function unit	Size	For connection	Part No.	Type
	All function units	1	G $\frac{1}{8}$	183 876	LVR-M1-G $\frac{1}{8}$ -SET
			G $\frac{1}{4}$	183 877	LVR-M1-G $\frac{1}{4}$ -SET
			G $\frac{3}{8}$	183 878	LVR-M1-G $\frac{3}{8}$ -SET
	All function units	1	G $\frac{1}{8}$	183 890	LVRH-M1-G $\frac{1}{8}$ -SET
			G $\frac{1}{4}$	183 891	LVRH-M1-G $\frac{1}{4}$ -SET
			G $\frac{3}{8}$	183 892	LVRH-M1-G $\frac{3}{8}$ -SET
	All function units	2/3	G $\frac{1}{4}$	183 882	LVR-M2/M3-G $\frac{1}{4}$
			G $\frac{3}{8}$	183 883	LVR-M2/M3-G $\frac{3}{8}$
			G $\frac{1}{2}$	183 884	LVR-M2/M3-G $\frac{1}{2}$
			G $\frac{3}{4}$	183 885	LVR-M2/M3-G $\frac{3}{4}$

Regulator lock					
	For function unit	Size	For connection	Part No.	Type
	FRC, LFR, LR, LRB	1	G $\frac{1}{8}$, G $\frac{1}{4}$	183 928	LRVS-M1
		2	G $\frac{1}{4}$, G $\frac{3}{8}$, G $\frac{1}{2}$	183 929	LRVS-M2
	FRC, LFR, LR	3	G $\frac{3}{8}$, G $\frac{1}{2}$, G $\frac{3}{4}$	183 930	LRVS-M3

Special oil					
	For function unit	Scope of delivery	Part No.	Type	
	LOE	1 litre	152 811	OFSW-32	

Lubricator protective cap					
	For function unit	Size	For connection	Part No.	Type
	LOE	1/2/3	G $\frac{1}{8}$, G $\frac{1}{4}$, G $\frac{3}{8}$, G $\frac{1}{2}$, G $\frac{3}{4}$	183 931	LOEVS-M1/M2/M3

Pressure gauge					
	For function unit	Size	For display range	Part No.	Type
	FRC, LFR, LR	1	0 ... 6 bar	183 896	MA-23-6-R $\frac{1}{8}$
			0 ... 10 bar	183 897	MA-23-10-R $\frac{1}{8}$
			0 ... 16 bar	183 898	MA-23-16-R $\frac{1}{8}$
	FRC ¹⁾ , LFR, LR	2/3	0 ... 6 bar	183 899	MA-40-6-G $\frac{1}{4}$ -EN ¹⁾
			0 ... 10 bar	183 900	MA-40-10-G $\frac{1}{4}$ -EN ¹⁾
			0 ... 16 bar	183 901	MA-40-16-G $\frac{1}{4}$ -EN ¹⁾
			0 ... 25 bar	183 902	MA-40-25-G $\frac{1}{4}$ -EN ¹⁾
	Specially for LRB with coated R thread ¹⁾	1/2	0 ... 6 bar	187 078	MA-40-6-R $\frac{1}{4}$ -EN ¹⁾
			0 ... 10 bar	187 079	MA-40-10-R $\frac{1}{4}$ -EN ¹⁾
			0 ... 16 bar	187 080	MA-40-16-R $\frac{1}{4}$ -EN ¹⁾
			0 ... 25 bar	187 081	MA-40-25-R $\frac{1}{4}$ -EN ¹⁾




1) To EN 837-1

- 1 - Type discontinued
Available up until 2005

FESTO

Accessories, M series

Ordering data

Filter cartridges					
	For function unit	Size	Grade of filtration [µm]	Part No.	Type
	LF	1	5	183 910	LFPC-M1
		2		183 911	LFPC-M2
		3		183 912	LFPC-M3
	LF	1	40	183 913	LFPE-M1
		2		183 914	LFPE-M2
		3		183 915	LFPE-M3
	LFM	1	0.01	183 919	LFMPA-M1
		2		183 920	LFMPA-M2
		3		183 921	LFMPA-M3
	LFM	1	1	183 916	LFMPB-M1
		2		183 917	LFMPB-M2
		3		183 918	LFMPB-M3
	LFM	1	Filter efficiency 99.9999%	183 922	LFMPX-M1
		2		183 923	LFMPX-M2
		3		183 924	LFMPX-M3

